

RAYFace

RAYFACE BLURS THE BOUNDARIES BETWEEN THE PHYSICAL AND DIGITAL REALMS


Enter the world of Dental Avatar with RAYFace



Ray

With RAYFace, the Dental World has been Revolutionized with a new level of Sophistication. The Sleek and Iconic Design, combined with its advanced Virtual Technology, makes it Easy and Familiar for Dental Professionals and Patients

It uses your face as a virtual patient for digital dental treatment, resulting in a precise outcome tailored to your unique needs. Powered by AI, the inter-oral scans and CT data automatically align your virtual face, which we refer to as a 'Dental Avatar', creating a 3D virtual patient analyzed using cutting-edge facially driven technology for aesthetic and smile design



RAYFace is a Game-Changer in the Dental Industry. Its Sophisticated Technology and Innovative Design bring a new level of Efficiency, Precision, and Comfort to the Treatment Process, Providing Patients and Dental Professionals with a Life-Changing Experience

The benefits of RAYFace extend beyond the dental office. By utilizing the Fourth Industrial Revolution (4IR) technology, dental professionals can save time and reduce the number of visits required for patients. Additionally, The design of RAYFace has been carefully crafted to be aesthetically pleasing, user-friendly, and to positively impact the world



Lightning-Fast Single-Shot Scanning

RAYFace's cutting-edge technology scans your dental structure in just 0.05 seconds, providing a quick and efficient process that saves dental professionals and patients time

3D Facial Scan

RAYFace captures a 3D scan of your face, providing dental professionals with a detailed and accurate representation of your dental structure, allowing for more precise diagnoses and treatments

Face-Driven Treatment

Our technology enables dental professionals to diagnose dental problems that fit the patient's face, resulting in more natural-looking and aesthetically pleasing treatment outcomes

Communication

RAYFace's technology allows for convenient communication between dental professionals, patients, and laboratories, ensuring a smooth and efficient treatment process with collaboration among professionals to provide the best possible care and treatment

Face-Centered Treatment

At RAYFace, we use a unique approach to dental treatment that focuses on creating a natural balance between your facial features and teeth, resulting in a personalized and natural-looking smile

Auto-Alignment

RAYFace uses advanced AI technology to automatically align your virtual patient, creating a 3D virtual patient analyzed using cutting-edge facially driven technology for aesthetic and smile design

True Digital bite

RAYFace provides a more precise analysis of your occlusions than today's digital bite technology, resulting in more accurate and effective treatment

Experience the dental revolution that is RAYFace today

With its sophisticated technology and innovative design, it brings a new level of efficiency, precision, and comfort to the treatment process, providing patients and dental professionals with a life-changing experience

Ray

HQ. Two Sun World Building 12th Floor 221, Pangyoyeok-ro Seongnam-si, 13494 South Korea

Tel. +82.031.605.1000 Email. ray_sales@raymedical.co.kr

www.raymedical.com

RAY*i*OS 2

EXPERIENCE YOU DESERVE

Lightning **Fast** / Effortlessly **Easy** / Burden **Free**



Ray

RAYiOS2 is a High-Performance, affordable Intraoral Scanner that offers Outstanding Scanning Capabilities and Ease of Use for Dental Professionals


In the digital age of dental care, oral scanners are no longer an option but are necessary for accurate and efficient treatment planning. Here are the features that make RAYiOS2 the perfect intraoral scanning tool for economic alternatives to a must-have tool in today's digital dental practice



Fast & Easy Scanning

RAYiOS2 delivers 35 frames per second and a wide dimension of 14mm by 14mm, allowing quick and accurate scans with minimal interruptions.

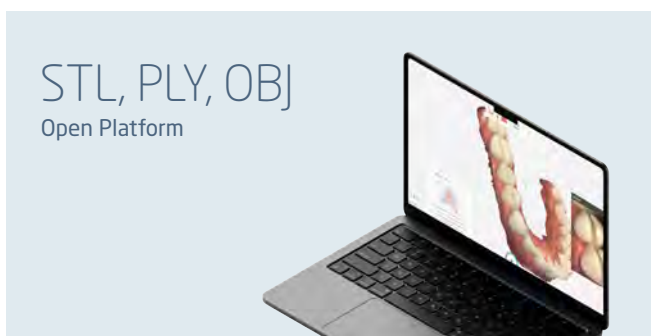
The anti-fog feature and airflow system ensure a clear scan every time, and the 'Jump scan' feature makes for faster, uninterrupted scans



Accurate Rendering of Images

With a depth of field of 20mm, RAYiOS2 provides accurate and precise rendering of images. The spray-free scanning technology ensures no interruptions, even in the presence of metal, giving you reliable and consistent results.

Burden-Free with Light Weight: Weighing in at only 280g, RAYiOS2 is lightweight and easy to handle. The ergonomic design and comfortable grip make scanning effortless and enjoyable, even for extended periods



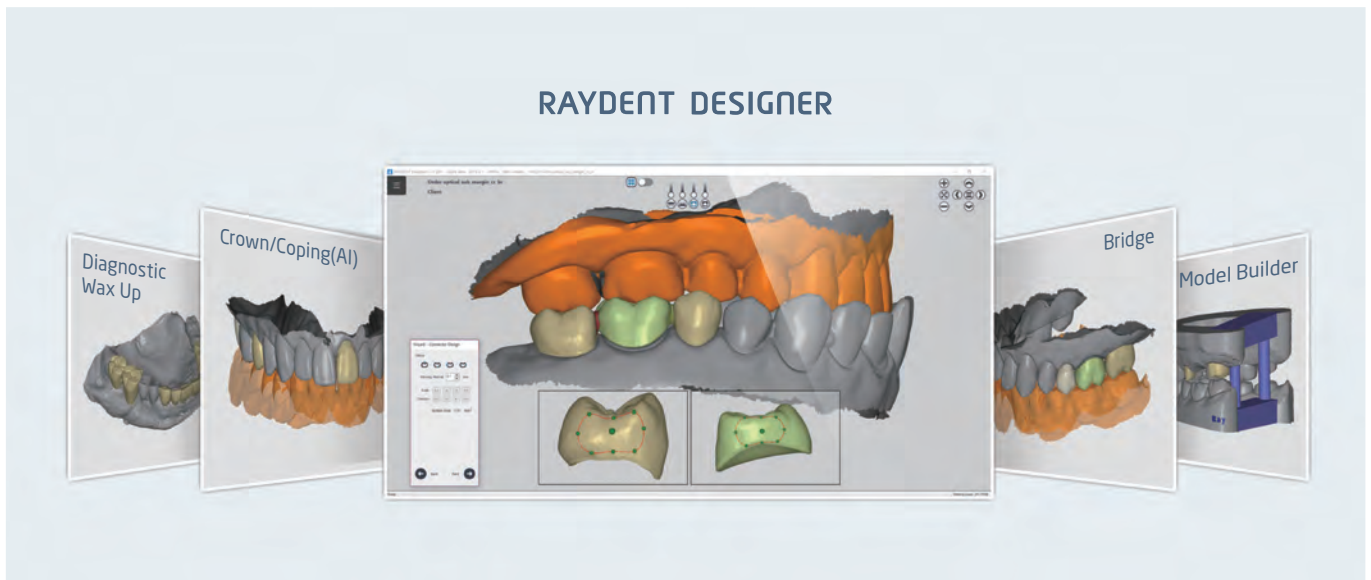
Open Ended & Friendly Platform

RAYiOS2's open system allows for STL, PLY, and OBJ data types, making it easy to integrate with existing workflows.

You can send scan data to the RAYTeams platform to any dental lab, and our platform offers LIVE Chat for seamless communication between clinics and labs. Featuring 'SMART Check', you can confirm your desired design for optimal results

RAYiOS2 is an Affordable & Reliable Solution for Dental Professionals looking to Invest in an Intraoral Scanning Tool. Our Commitment to Innovation, Accuracy, and Affordability makes us the Top Choice for Budget-Conscious Practices Worldwide

Don't Sacrifice Quality for Cost – Choose RAYiOS2 for Exceptional Scanning Capabilities and Ease of Use



RAYDENT DESIGNER

Our digital treatment plan is made simple and intuitive using RAY CAD SW, optimized for chairside solutions. RAYiOS offers an exceptional intraoral scanning experience with Raydent Designer for a seamless digital workflow

Ray

HQ. Two Sun World Building 12th Floor 221, Pangyo-ro Seongnam-si, 13494 South Korea

Tel. +82.031.605.1000 Email. ray_sales@raymedical.co.kr

www.raymedical.com