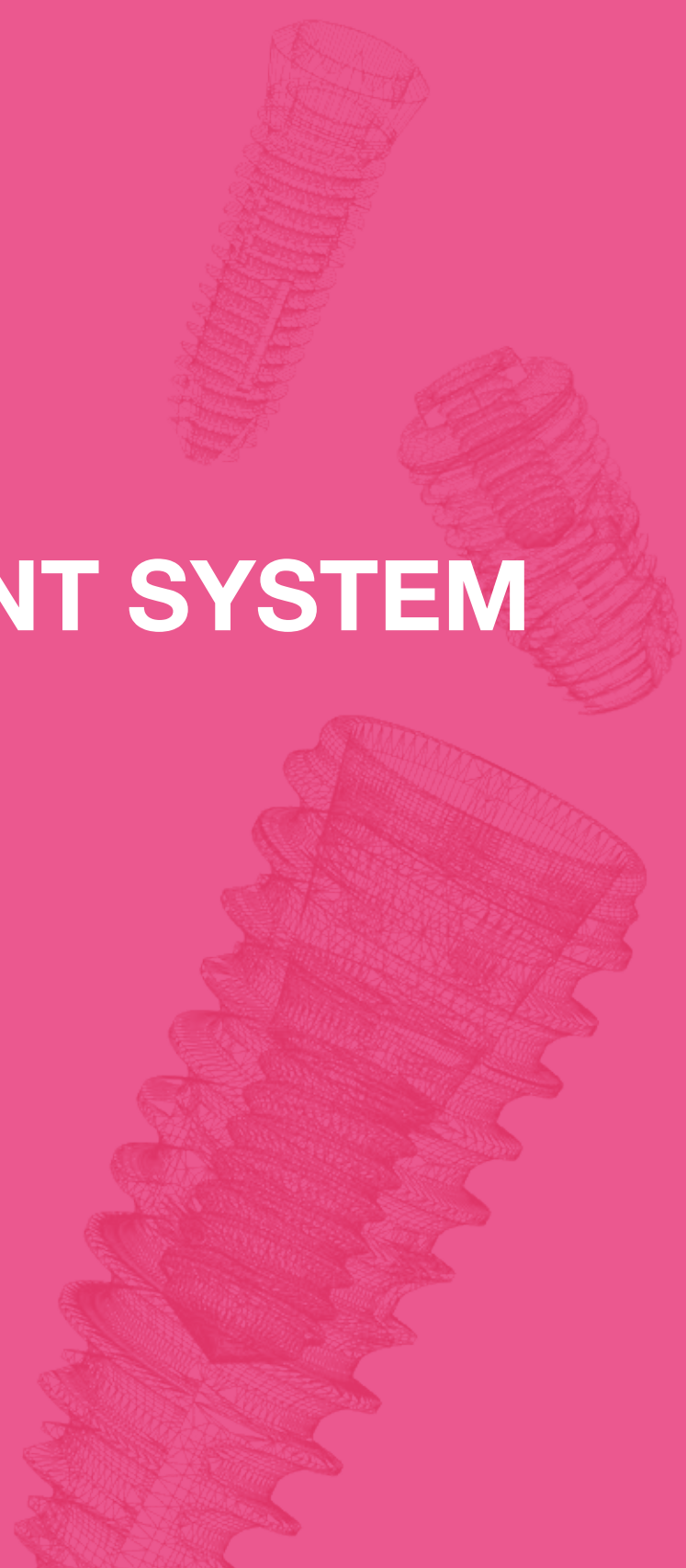


IMPLANT SYSTEMS

NeoBiotech

IMPLANT SYSTEM





NeoBiotech
IMPLANT SYSTEM

Serving the best products and services to implantologists under the motto of No.1 implant system in the world.

Neobiotech is a leading manufacturer and supplier of comprehensive products and solutions for implant, restorative, and digital dentistry. Ever since our foundation in year 2000, Neobiotech have been relentlessly striving for new and better ways in every area of implant dentistry with a central belief that our solutions must remain Simple, Safe, and Speedy (the 3S Spirit) for both the dentists and patients. Today, Neobiotech products, services, and educational offerings are available in around 70 countries worldwide through subsidiaries and distributors.

Neobiotech Co. believes that implant design should be developed based on implant surgical protocols prior to the application of other technologies. In 2007, Neobiotech introduced a new implant to the world, called CMI (Sinus Quick) Implant: an implant designed to easily achieve maximum initial fixation in maxillary or mandibular bone during implant placement. Neobiotech changed the implant design from a straight body type (earlier implant design) to tapered body type by applying the concept of "CMI fixation" and "Anytime loading". This innovation led Neobiotech to differentiate its products from other implant companies' products and services.

In the same year, Neobiotech launched the new GBR system that enabled easier, safer, and faster GBR process, which Neobiotech invented through many years of Dr. Heo's (CEO of Neobiotech) surgical experiences. In 2008, Neobiotech released the Sinus Crestal Approach (SCA) surgical kit and brought out innovation to sinus implant surgical operation. In the same year, Neobiotech also launched the Sinus Lateral Approach (SLA) Kit, which received praise and love worldwide.

In the middle of 2009, for the very first time, Neobiotech launched the FR Kit (Fixture Remover Kit), which let easy access on removing fixture abutments to dentists. In 2010, Neobiotech have launched the SR Kit (Screw Remover Kit), and from this, Neobiotech have made advanced surgical solution series: SCA Kit, SLA Kit, FR Kit, SR Kit. Furthermore, Neobiotech launched the new GBR solution series in 2011: new GBR Kit, CTi-mem (Customized Titanium Membrane), ACM (Autochip Maker).

In recent years, technological advance in world of digital dentistry was a new topic to dental clinicians. As one of the world leaders of dental technology, and with the very passion to provide better service to every clinicians leading world trend, NeoBiotech cooperates with global manufacturers of digital products; intra-oral scanner, 3D printer, milling machine, and CAD program.

Responding to needs from dental field since clinicians face digital era of dentistry, in 2017, 'AnyCheck', a mini-device to measure bone mobility level as healing abutments installed, and in 2019, 'OSTEO ACTIVE', a world-first plasma hydrophilicity activator for fixtures, are developed and launched.

Startling the world, VAROGuide, an advanced and original system for new era of digital dentistry developed by Neobiotech, is introduced in 2019. VAROGuide is differentiated for its simple process and accurate result from the conventional digital guide system.

As is, Neobiotech will always genuinely devote the uttermost effort to provide innovation and paradigm to digital dentistry.

Neobiotech has not only focused on creating innovative products and surgical protocols, but also followed the 3S (Simple, Safe, Speedy) concept while developing products in order to make sure the products were much simpler, safer, and faster for every implantologist to be confident and feel convenient during implant surgery.

To satisfy all of our customers' needs, Neobiotech will always be more than happy to come closer and listen to our valuable customers' voices. Neobiotech will strive to be the world's best implant company by continuously developing new implant system that all implantologists will trust and enjoy.

Chairman of Neobiotech
Young-ku Heo



Contents

Product Line up	8
IS Implant System Chart	10
IT Implant System Chart	11
S-Mini implant System Chart & VAROGuide System Chart	12

IS Implant System	IS-III Active Fixture(S.L.A Surface)	16
	IS-II Active Fixture(S.L.A Surface)	20
	IS Healing Abutment	24
	IS Temporary Abutment	26
	Prosthetic Flow Chart	27
	IS Solid Abutment	32
	IS Cemented Abutment	33
	IS Shapable Abutment	36
	IS Angled Abutment	37
	IS CCM UCLA Abutment	40
	IS Titan Block	41
	Component for Abutment Level	42
	IS Pick-up Impression Coping	44
	IS Transfer Impression Coping	46
	IS Pick Cap Impression Coping	48
	IS Pick Cap Impression Kit	49
	IS Multi Unit Abutment	50
	IS Link	53
	Ti Link(for cerec)	54
	Ti Cylinder	55
	IS Ball Abutment	56
	SNAFFIT	58
	KERATOR	60

IT Implant System	IT-III Active Fixture(S.L.A Surface)	64
	IT Healing Abutment	69
	Prosthetic Flow Chart	70
	IT Solid Abutment	73
	IT Excellent Solid Abutment	77

IT Implant System	IT Cemented Abutment	79
	IT CCM UCLA Abutment	81
	IT Pre Angled Abutment	82
	IT Collared Angled Abutment	83
	IT Pick-up Impression Coping	84
	IT Transfer Impression Coping	85
	IT PickCap Impression Coping	87
	KERATOR	88

S-Mini Implant System	S-Mini Fixture(RBM Surface)	92
	Prosthetic Flow Chart	94
	S-Mini Components	95

Surgical Kit	Neo Master Kit	100
	Neo Surgical Kit	106
	IS Full Kit	112
	Neo Core Kit	118
	Neo Stop Drill Kit	120
	S-Mini Kit	126
	S-Wide Kit	128
	S-Narrow Kit	130
	Neo NaviGuide Kit	132
	Neo NaviGuide Narrow Kit	142
	Ridgw Wider Kit	148
	Neo Surgical Accessory Kit	150
	Neo Prosthetic Kit	152
	Neo Universal Prosthetic Kit	156
	Neo Prosthetic Planning Kit	158

Contents

Solution System	SinusAll Kit	162
	SCA Kit	168
	SLA Kit	172
	FR Kit	176
	SR Kit	180
	EZ-GBR Kit	184
	Cti-mem	188
	ACM	195



VAROGuide System	VAROGuide System	198
	VAROGuide R/W Kit	202
	VAROGuide Mini Kit	212
	VAROGuide Sinus Kit	218
	VAROGuide Accessory Kit	224

Equipment & Materials	Implant Equipment	230
	Materials	232









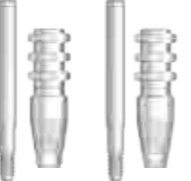















Product Line Up

Congratulations! You have made an excellent choice.
Welcome to the Neobiotech family























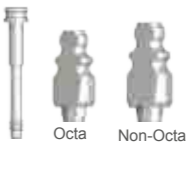

Implant System			
 IS System	 IT System	 S-Mini System	
 Neo Master Kit	 IS Full Kit	 Neo Surgical Kit	 Neo Core Kit
 StopDrill Kit	 S-Mini Kit	 S-Wide Kit	 S-Narrow Kit
 Prosthetic Kit	 Ridge Wider Kit	 Accessory Kit	 Neo Prosthetic Planning Kit
 Neo NaviGuide Kit	 Neo NaviGuide Narrow Kit		

Sinus Lift Solution	Repair Solution	GBR Solution	VAROGuide Solution
 SinusAll Kit	 FR Kit (Fixture Remover Kit)	 EZ-GBR Kit	 VAROGuide Kit
 SCA Kit (Sinus Crestal Approach Kit)	 SR Kit (Screw Remover Kit)	 CTi-mem	 VAROGuide Mini Kit
 SLA Kit (Sinus Lateral Approach Kit)			 VAROGuide Sinus kit
		 ACM (Auto Chip Maker)	 VAROGuide Accessory Kit






IS Implant System Chart







Fixture	Healing & Cover Screw	Abutment	Impression Coping	Lab Analog
 IS-III active  IS-II active	 Healing Abutment	Solid 	PickCap 	
		Cemented 	Impression Cap 	
		Angled 	Pick-up 	 Fixture Level
		Shapable 	Hex 	
		UCLA 	Non-Hex 	 Abutment Level
	 Cover Screw		Transfer 	
		Temporary 	Impression coping positioner 	
		Ball 	Lab  Retainer  Housing 	 Ball Lab Analog

IT Implant System Chart

Fixture	Healing & Cover Screw	Abutment	Impression Coping	Lab Analog
 IT-III active	 Healing Abutment  Cover Screw	Solid Regular Neck 	Impression Cap 	 Regular Neck – Lab Analog (Abutment Level)
		Excellent Solid 	Positioning Cylinder 	 Shoulder Analog (Abutment Level)
		Solid Wide Neck 	Impression Cap  Positioning Cylinder 	 Wide Neck – Lab Analog (Abutment Level)
		Cemented 	PickCap 	
		Angled 	Pick-up 	 Regular Neck – Lab Analog (Fixture Level)
		UCLA Regular Neck 	Octa Non-Octa 	 Wide Neck – Lab Analog (Fixture Level)
		Wide Neck 	Octa Non-Octa  Transfer Impression Coping Positioner 	

S-Mini Implant System Chart

Fixture	Impression	Lab Analog	Protective Cap
 <p>S-Mini Fixture (Cement Type)</p>	 <p>Impression Cap</p>	  <p>Normal Modifying</p>	


Fixture	Impression	Lab Analog	O-ring
 <p>S-Mini Fixture (Ball Type)</p>	 <p>Retainer</p>  <p>Housing</p>  <p>Lab</p>	 <p>Ball Lab Analog</p>	 <p>Clinical</p>

NeoBiotech IS IMPLANT SYSTEM



IS-III active / IS-III active S-Narrow / IS-III active S-Wide / IS-II active / IS-II active S-Wide

Contents

IS Implant System	IS-III Active Fixture(S.L.A Surface)	16
	IS-II Active Fixture(S.L.A Surface)	20
	IS Healing Abutment	24
	IS Temporary Abutment	26
	Prosthetic Flow Chart	27
	IS Solid Abutment	32
	IS Cemented Abutment	33
	IS Shapable Abutment	36
	IS Angled Abutment	37
	IS CCM UCLA Abutment	40
	IS Titan Block	41
	Component for Abutment Level	42
	IS Pick-up Impression Coping	44
	IS Transfer Impression Coping	46
	IS Pick Cap Impression Coping	48
	IS Pick Cap Impression Kit	49
	IS Multi Unit Abutment	50
	IS Link	53
	Ti Link(for cerec)	54
	Ti Cylinder	55
	IS Ball Abutment	56
	SNAFFIT	58
	KERATOR	60



IS-III active



- Osteoconductivity Implant Surface (S.L.A.)
- Crestal MacroThread Design
- Self-Compactable Apex
- Powerful Deep Thread
- Micro Groove Design
- Conical Seal 11°

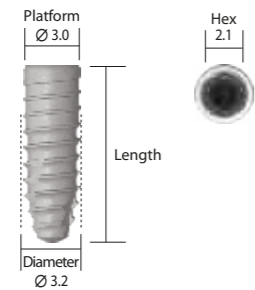
Clinical Case



IS-III active Fixture(S.L.A. Surface)

The fixture bigger than Ø4.5 diameter is recommended to be placed in posterior area.

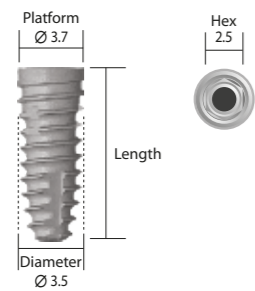
• Cover Screw excluded



• S-Narrow / Diameter Ø 3.2



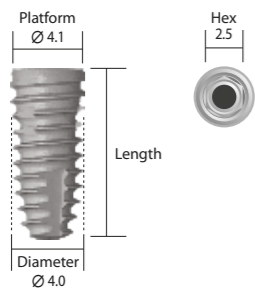
Length(mm)	8.5	10.0	11.5	13.0
Product name	IS3SN3008AP	IS3SN3010AP	IS3SN3011AP	IS3SN3013AP



• Narrow / Diameter Ø 3.5



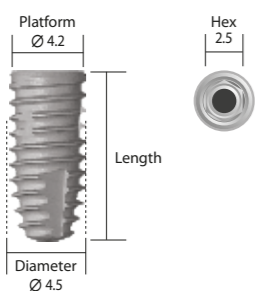
Length(mm)	8.5	10.0	11.5	13.0
Product name	IS33508AP	IS33510AP	IS33511AP	IS33513AP



• Regular / Diameter Ø 4.0



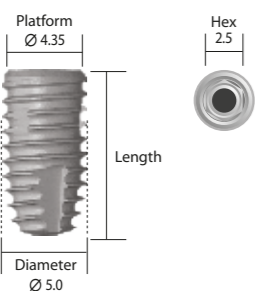
Length(mm)	7.3	8.5	10.0	11.5	13.0
Product name	IS34007AP	IS34008AP	IS34010AP	IS34011AP	IS34013AP



• Regular / Diameter Ø 4.5



Length(mm)	7.3	8.5	10.0	11.5	13.0
Product name	IS34507AP	IS34508AP	IS34510AP	IS34511AP	IS34513AP



• Wide / Diameter Ø 5.0



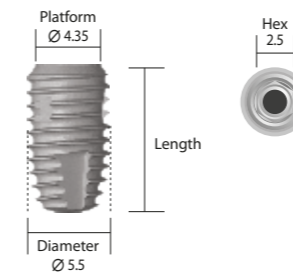
Length(mm)	6.6	7.3	8.5	10.0	11.5	13.0
Product name	IS35006AP	IS35007AP	IS35008AP	IS35010AP	IS35011AP	IS35013AP

※ All measurements can be different with the actual size

IS-III active Fixture(S.L.A. Surface)

The fixture bigger than Ø4.5 diameter is recommended to be placed in posterior area.

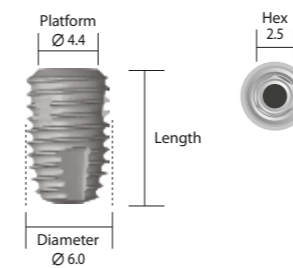
• Cover Screw excluded



• S-Wide / Diameter Ø 5.5



Length(mm)	6.6	7.3	8.5	10.0	11.5	13.0
Product name	IS35506AP	IS35507AP	IS35508AP	IS35510AP	IS35511AP	IS35513AP



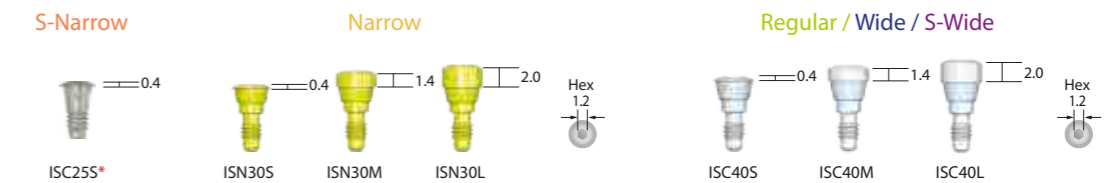
• S-Wide / Diameter Ø 6.0



Length(mm)	6.6	7.3	8.5	10.0	11.5	13.0
Product name	IS36006AP	IS36007AP	IS36008AP	IS36010AP	IS36011AP	IS36013AP

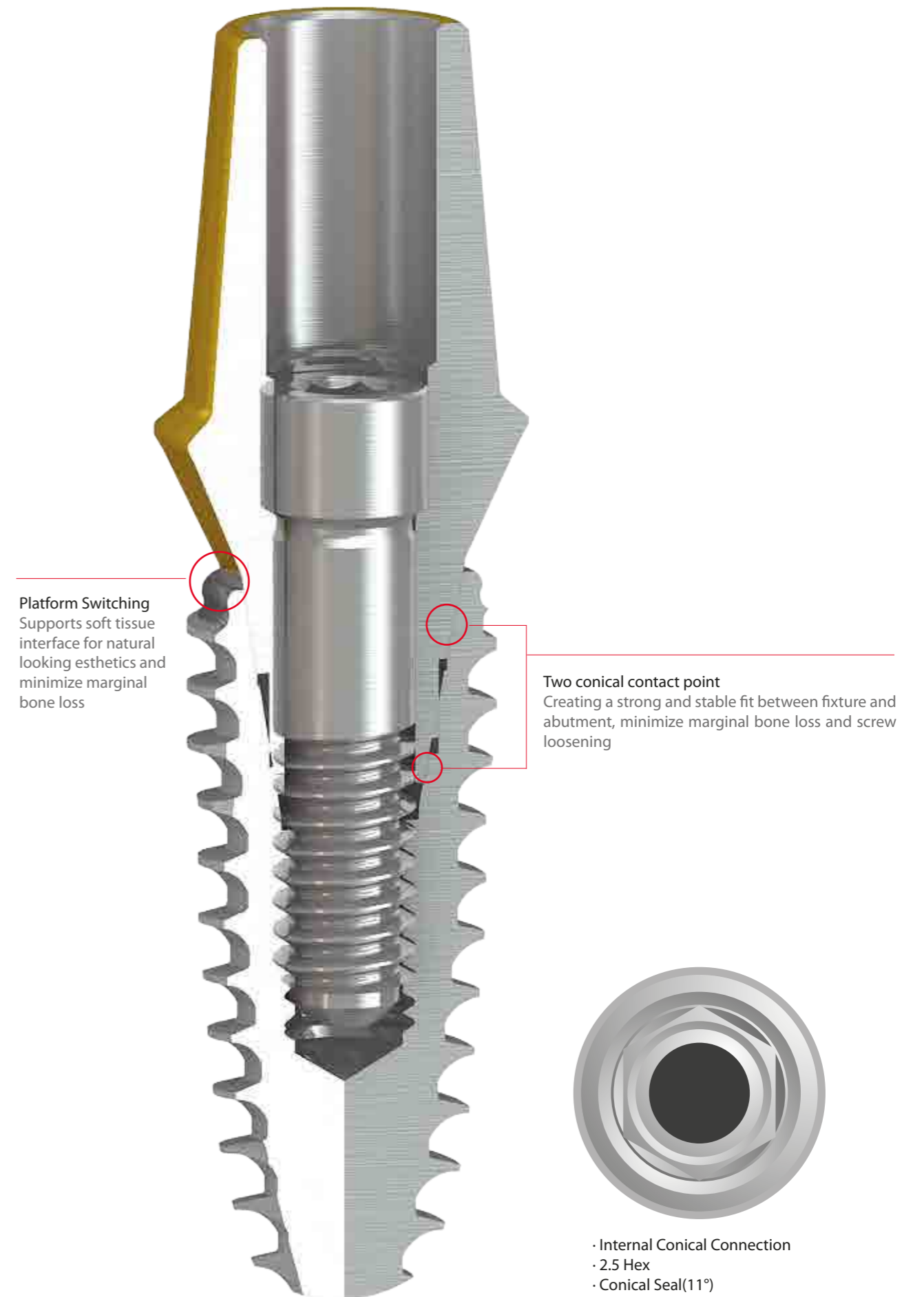

※ Requires S-Wide surgical kit for diameter Ø5.5 ~ Ø6.0 fixture
 ※ All measurements can be different with the actual size

Cover Screw



* This component is only for S-narrow fixture.

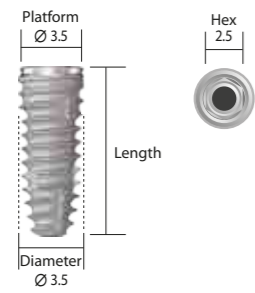
IS-II active



IS-II active Fixture(S.L.A. Surface)

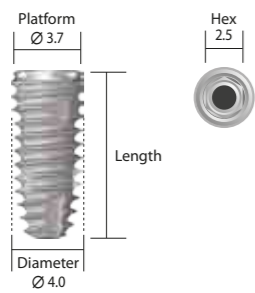
The fixture bigger than Ø4.5 diameter is recommended to be placed in posterior area.

• Cover Screw included



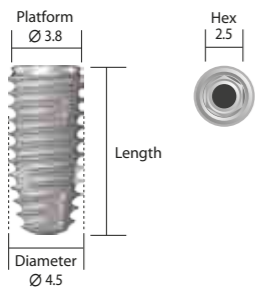
• Narrow / Diameter Ø 3.5

Length(mm)	8.5	10.0	11.5	13.0
Product name	BIS3508A	BIS3510A	BIS3511A	BIS3513A



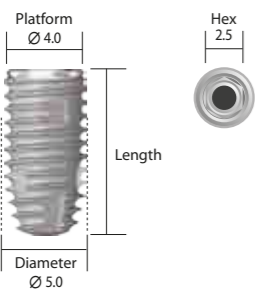
• Regular / Diameter Ø 4.0

Length(mm)	7.3	8.5	10.0	11.5	13.0
Product name	BIS4007A	BIS4008A	BIS4010A	BIS4011A	BIS4013A



• Regular / Diameter Ø 4.5

Length(mm)	7.3	8.5	10.0	11.5	13.0
Product name	BIS4507A	BIS4508A	BIS4510A	BIS4511A	BIS4513A



• Wide / Diameter Ø 5.0

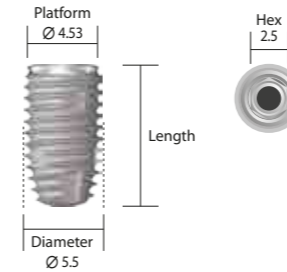
Length(mm)	7.3	7.3	7.3	8.5	10.0	11.5	13.0
Product name	BIS5005A	BIS5006A	BIS5007A	BIS5008A	BIS5010A	BIS5011A	BIS5013A

※ All measurements can be different with the actual size

IS-II active Fixture(S.L.A. Surface)

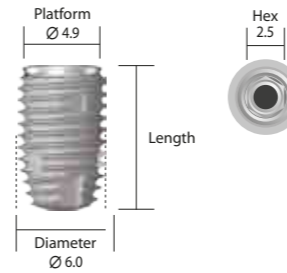
The fixture bigger than Ø4.5 diameter is recommended to be placed in posterior area.

• Cover Screw included



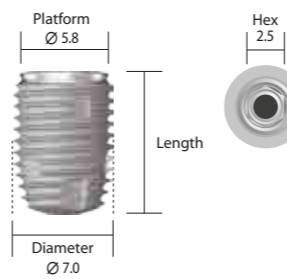
• S-Wide / Diameter Ø 5.5

Length(mm)	7.3	7.3	7.3	8.5	10.0	11.5	13.0
Product name	BIS5505A	BIS5506A	BIS5507A	BIS5508A	BIS5510A	BIS5511A	BIS5513A



• S-Wide / Diameter Ø 6.0

Length(mm)	7.3	8.5	10.0	11.5	13.0
Product name	BIS6007A	BIS6008A	BIS6010A	BIS6011A	BIS6013A

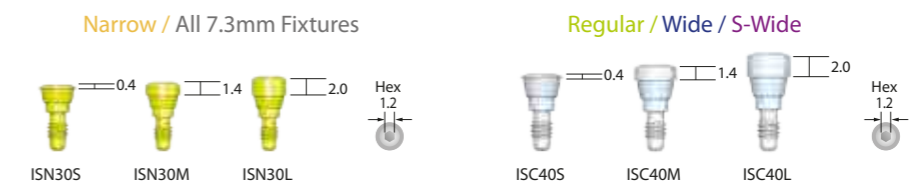


• S-Wide / Diameter Ø 7.0

Length(mm)	7.3	8.5	10.0	11.5	13.0
Product name	BIS7007A	BIS7008A	BIS7010A	BIS7011A	BIS7013A


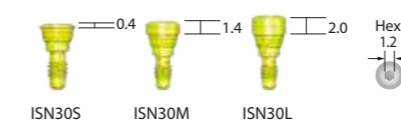
※ Requires S-Wide surgical kit for diameter Ø5.5 ~ Ø7.0 fixture
 ※ All measurements can be different with the actual size

Cover Screw



Narrow / All 7.3mm Fixtures

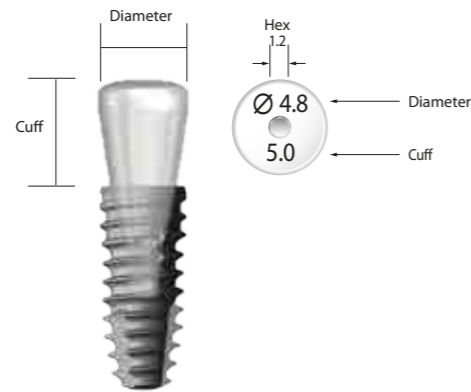
Regular / Wide / S-Wide



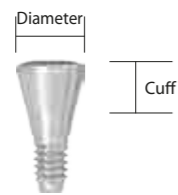
IS Healing Abutment

Temporary restorations for contouring of the soft tissue

• Tightening torque : 8~10 Ncm



• Diameter \varnothing 3.0



Diameter	\varnothing 3.0	
Cuff(mm)	3.0	5.0
Product name	ISH3003*	ISH3005*

* These components are only for S-narrow fixture.

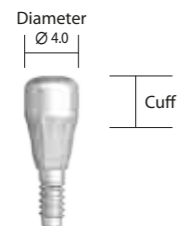
• Diameter \varnothing 3.8



Diameter	\varnothing 3.8	
Cuff(mm)	3.0	5.0
Product name	ISH3803*	ISH3805*

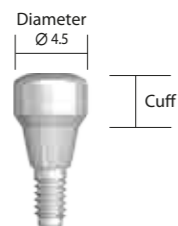
* These components are only for S-narrow fixture.

• Diameter \varnothing 4.0



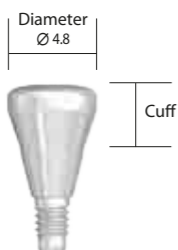
Cuff(mm)	2.0	3.0	4.0	5.0	6.0
Product name	ISUH4002	ISUH4003	ISUH4004	ISUH4005	ISUH4006

• Diameter \varnothing 4.5



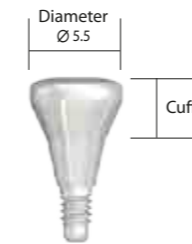
Cuff(mm)	2.0	3.0	4.0	5.0	6.0
Product name	ISUH4502	ISUH4503	ISUH4504	ISUH4505	ISUH4506

• Diameter \varnothing 4.8



Cuff(mm)	2.0	3.0	4.0	5.0	6.0	7.0
Product name	ISH402	ISH403	ISH404	ISH405	ISH406	ISH407

IS Healing Abutment



• Diameter \varnothing 5.5



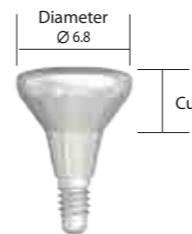
Cuff(mm)	2.0	3.0	4.0	5.0	6.0	7.0
Product name	ISH502	ISH503	ISH504	ISH505	ISH506	ISH507



• Diameter \varnothing 6.0



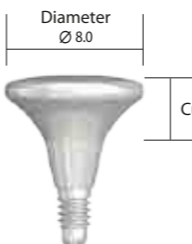
Cuff(mm)	2.0	3.0	4.0	5.0	6.0	7.0
Product name	ISH602	ISH603	ISH604	ISH605	ISH606	ISH607



• Diameter \varnothing 6.8



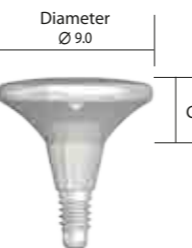
Cuff(mm)	2.0	3.0	4.0	5.0	6.0	7.0
Product name	ISH702	ISH703	ISH704	ISH705	ISH706	ISH707



• Diameter \varnothing 8.0



Cuff(mm)	2.0	3.0	4.0
Product name	ISH802	ISH803	ISH804



• Diameter \varnothing 9.0

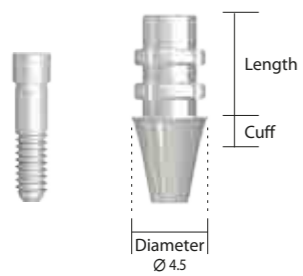
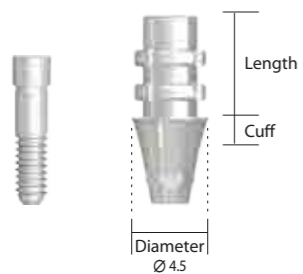
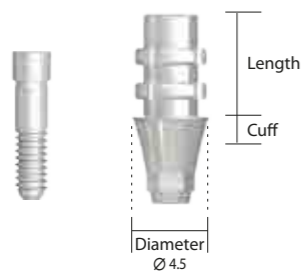
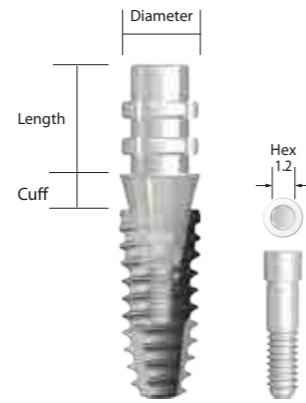


Cuff(mm)	2.0	3.0	4.0
Product name	ISH902	ISH903	ISH904

IS Temporary Abutment

Customizable titanium abutment for temporary crown and bridges

- Tightening torque : 30 Ncm
- Ø 3.2 : Abutment Screw (ISCS16S) included, This component is only for S-narrow fixture
- Ø 4.5 : Abutment Screw (ISCS20) included.



Hex Type



Diameter	Ø 3.2	Ø 4.5		
Cuff	1.0	2.0	2.0	1.0
Length(mm)	11.5	6.0	8.0	13.0
Product name	ISAHT300	ISAHT460	ISAHT480	ISAHT4130

SCRP® Type



Diameter	Ø 4.5		
Cuff	2.0	2.0	1.0
Length(mm)	6.0	8.0	13.0
Product name	ISAST460	ISAST480	ISAST4130

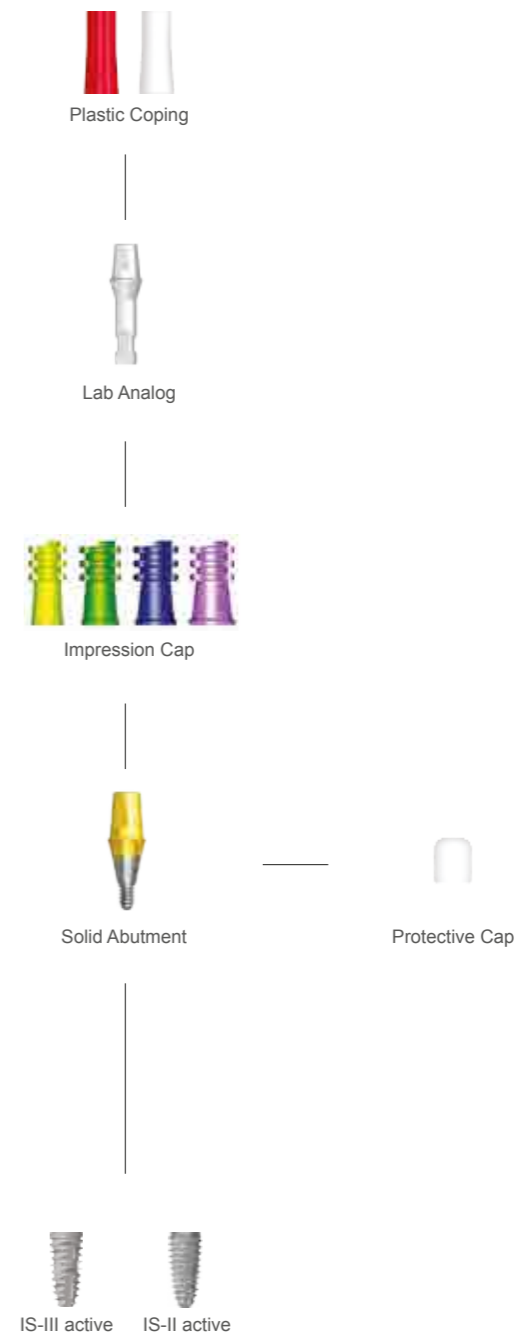
Non-Hex Type



Diameter	Ø 3.2	Ø 4.5			
Cuff	1.0	2.0	2.0	1.0	
Length(mm)	11.5	6.0	8.0	13.0	
Product name	Ø 4.5	ISANT300	ISANT460	ISANT480	ISANT4130

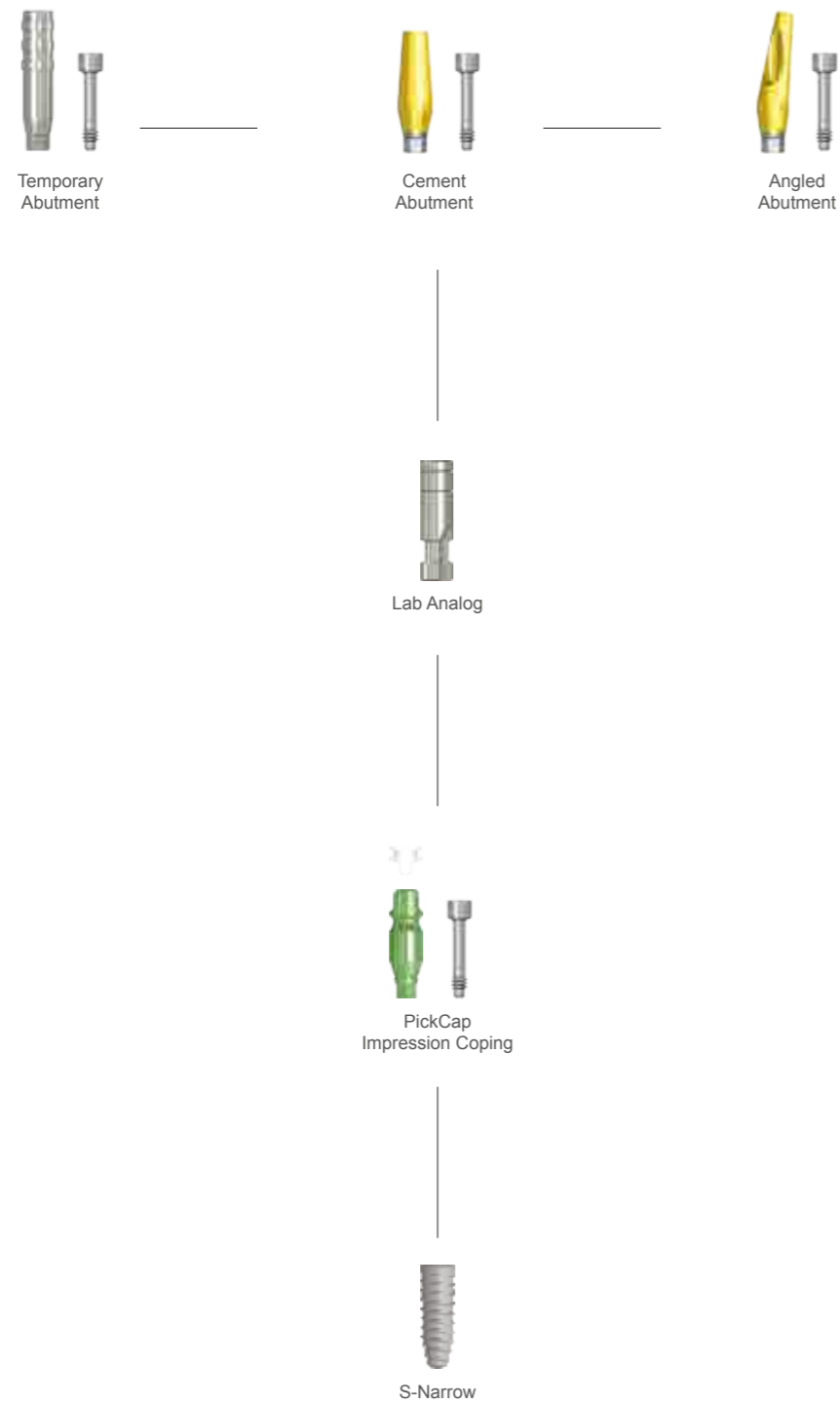
Prosthetic Flow Chart

- IS Solid Abutment



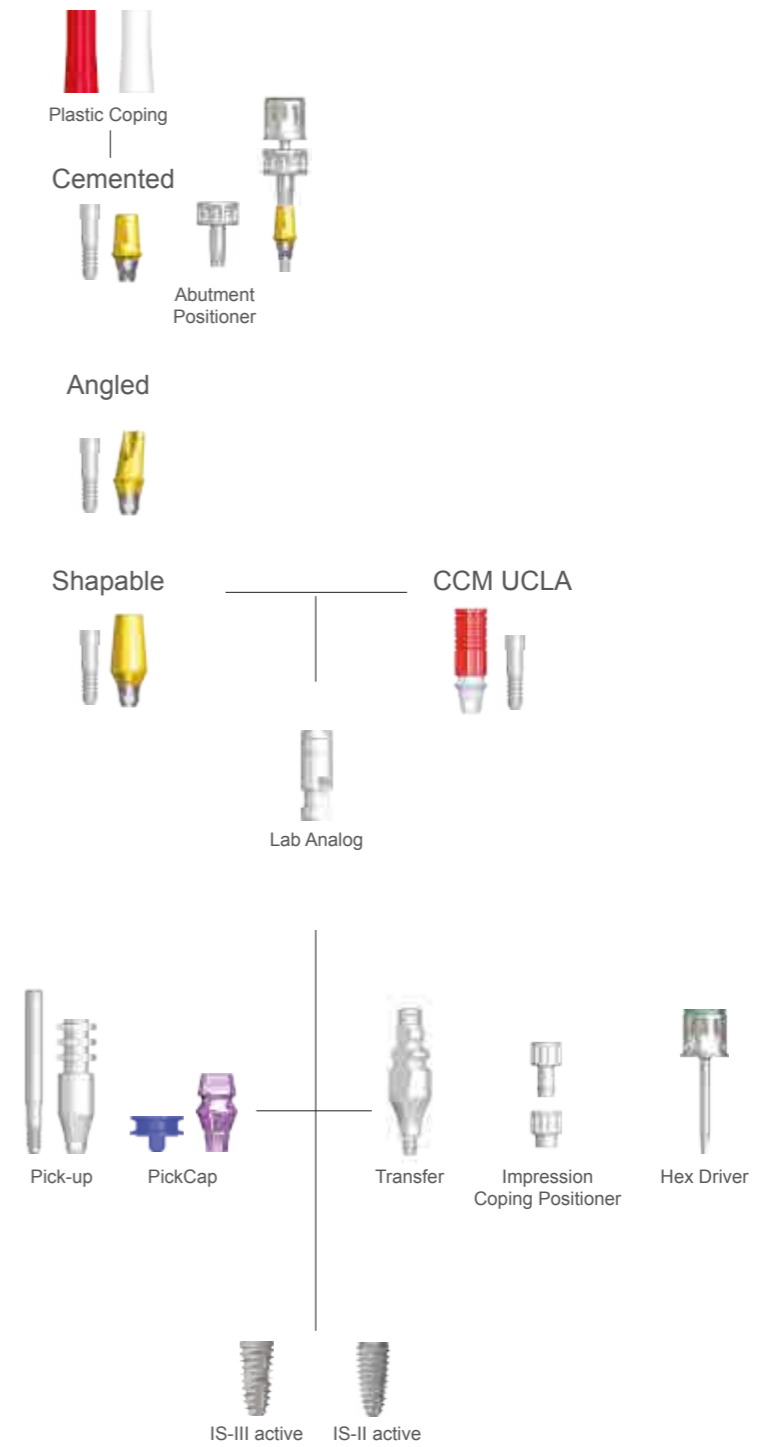
Prosthetic Flow Chart

- IS-III S-Narrow Abutment



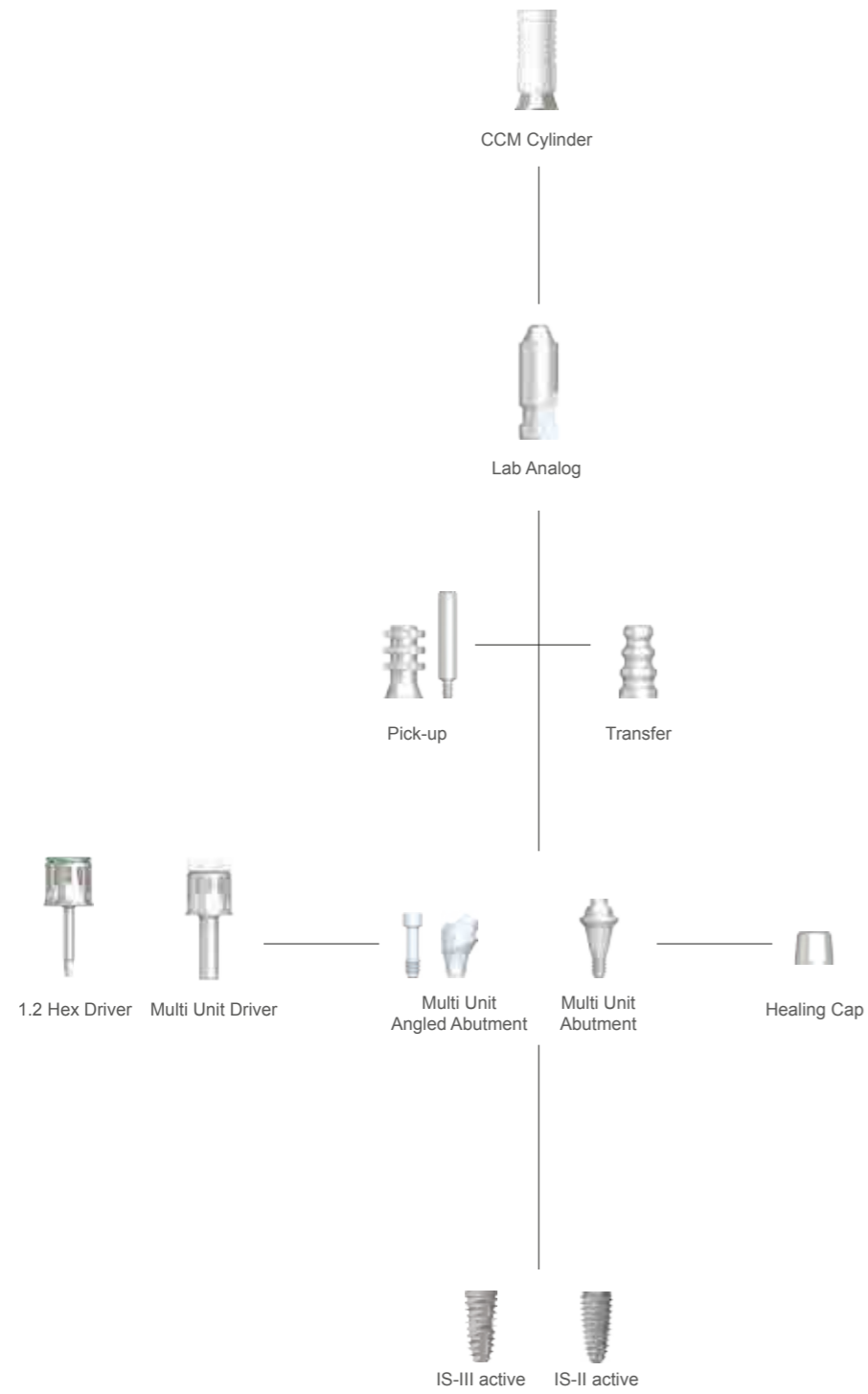
Prosthetic Flow Chart

- IS Abutment



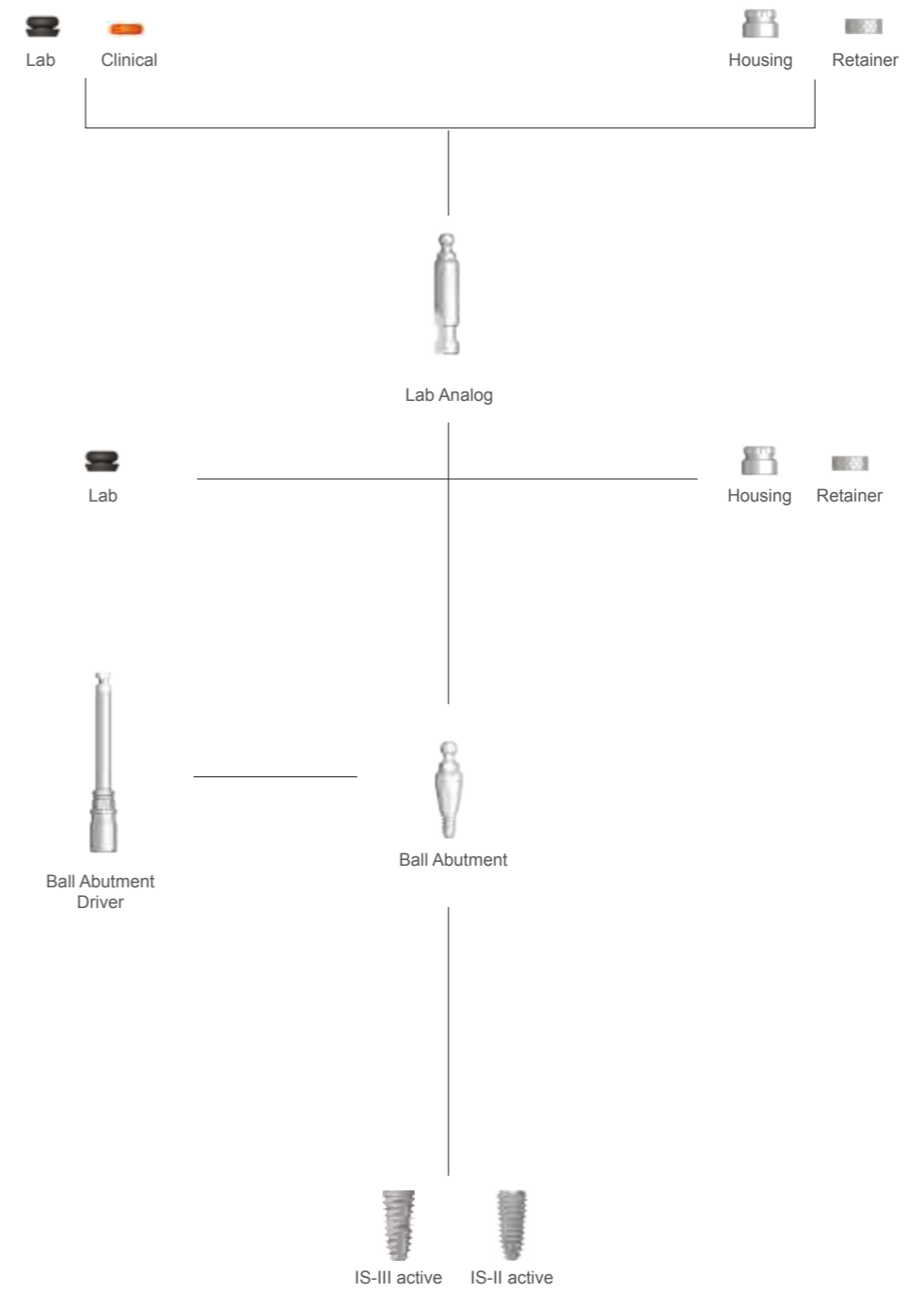
Prosthetic Flow Chart

- IS Multi Unit Abutment



Prosthetic Flow Chart

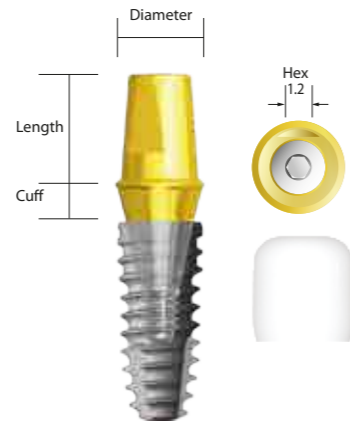
- IS Ball Abutment



IS Solid Abutment

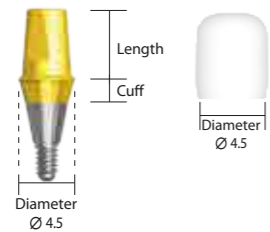
One piece abutment for cemented restorations

• Abutment Tightening Torque : 30 Ncm, Protective Cap Included




Narrow / Regular / Wide / S-wide

• Diameter $\varnothing 4.5$



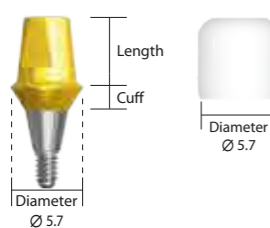
Cuff(mm)		1.0	2.0	3.0	4.0	5.0
Length	4.0mm	ISAE4140	ISAE4240	ISAE4340	ISAE4440	ISAE4540
	5.5mm	ISAE415	ISAE425	ISAE435	ISAE445	ISAE455
	7.0mm	ISAE417	ISAE427	ISAE437	ISAE447	ISAE457

• Diameter $\varnothing 5.2$



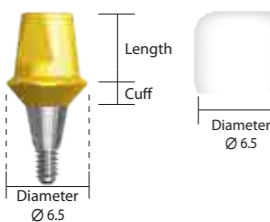
Cuff(mm)		1.0	2.0	3.0	4.0	5.0
Length	4.0mm	ISAE5140	ISAE5240	ISAE5340	ISAE5440	ISAE5540
	5.5mm	ISAE515	ISAE525	ISAE535	ISAE545	ISAE555
	7.0mm	ISAE517	ISAE527	ISAE537	ISAE547	ISAE557

• Diameter $\varnothing 5.7$



Cuff(mm)		1.0	2.0	3.0	4.0	5.0
Length	4.0mm	ISAE6140	ISAE6240	ISAE6340	ISAE6440	ISAE6540
	5.5mm	ISAE615	ISAE625	ISAE635	ISAE645	ISAE655
	7.0mm	ISAE617	ISAE627	ISAE637	ISAE647	ISAE657

• Diameter $\varnothing 6.5$



Cuff(mm)		1.0	2.0	3.0	4.0	5.0
Length	5.5mm	ISAE715	ISAE725	ISAE735	ISAE745	ISAE755

IS Cemented Abutment (Hex Type)

Cementable or Screw-retained abutment for single tooth and bridges

• Customizable by grinding (need to remain at least 3mm of abutment length above fixture platform)
• Abutment Screw (ISCS20) included, Tightening Torque : 30 Ncm



S-Narrow

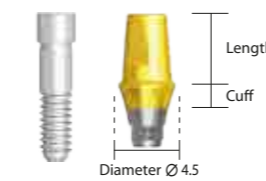
• Diameter $\varnothing 3.5$



Cuff	3.0	4.0	5.0	7.0
Length(mm)	7.0 mm			
Product name	ISAH3537	ISAH3547	ISAH3557	ISAH3577

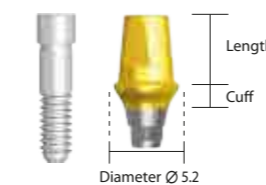
Narrow / Regular / Wide / S-wide

• Diameter $\varnothing 4.5$



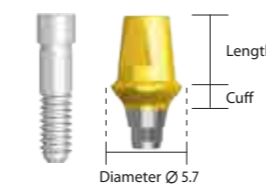
Cuff(mm)		1.0	2.0	3.0	4.0	5.0
Length	4.0mm	ISAH4140	ISAH4240	ISAH4340	ISAH4440	ISAH4540
	5.5mm	ISAH415	ISAH425	ISAH435	ISAH445	ISAH455
	7.0mm	ISAH417	ISAH427	ISAH437	ISAH447	ISAH457

• Diameter $\varnothing 5.2$



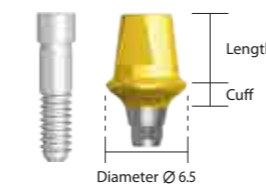
Cuff(mm)		1.0	2.0	3.0	4.0	5.0
Length	4.0mm	ISAH5140	ISAH5240	ISAH5340	ISAH5440	ISAH5540
	5.5mm	ISAH515	ISAH525	ISAH535	ISAH545	ISAH555
	7.0mm	ISAH517	ISAH527	ISAH537	ISAH547	ISAH557

• Diameter $\varnothing 5.7$



Cuff(mm)		1.0	2.0	3.0	4.0	5.0
Length	4.0mm	ISAH6140	ISAH6240	ISAH6340	ISAH6440	ISAH6540
	5.5mm	ISAH615	ISAH625	ISAH635	ISAH645	ISAH655
	7.0mm	ISAH617	ISAH627	ISAH637	ISAH647	ISAH657

• Diameter $\varnothing 6.5$

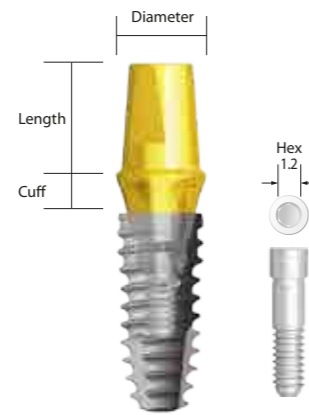
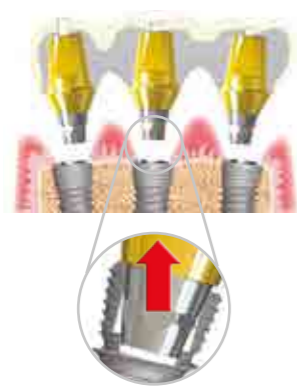


Cuff(mm)		1.0	2.0	3.0	4.0	5.0
Length	4.0mm	ISAH7140	ISAH7240	ISAH7340	ISAH7440	ISAH7540
	5.5mm	ISAH715	ISAH725	ISAH735	ISAH745	ISAH755

IS Cemented Abutment (SCRIP® Type)

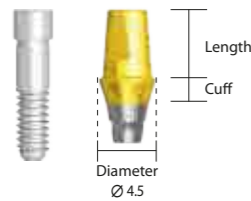
Abutment for screw-cement retained prosthesis

- Short hex design, Retrievable within 20° between implants
- Customizable by grinding (need to remain at least 3mm of abutment length above fixture platform)
- Abutment Screw (ISCS20) included, Tightening Torque : 30 Ncm



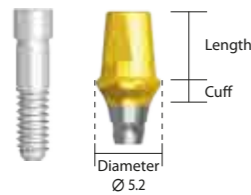
Narrow / Regular / Wide / S-wide

• Diameter $\varnothing 4.5$



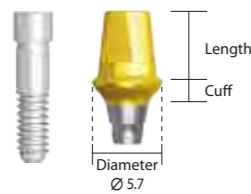
Cuff(mm)		1.0	2.0	3.0	4.0	5.0
Length	4.0mm	ISAS4140	ISAS4240	ISAS4340	ISAS4440	ISAS4540
	5.5mm	ISAS415	ISAS425	ISAS435	ISAS445	ISAS455
	7.0mm	ISAS417	ISAS427	ISAS437	ISAS447	ISAS457

• Diameter $\varnothing 5.2$



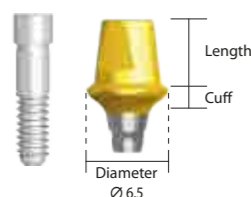
Cuff(mm)		1.0	2.0	3.0	4.0	5.0
Length	4.0mm	ISAS5140	ISAS5240	ISAS5340	ISAS5440	ISAS5540
	5.5mm	ISAS515	ISAS525	ISAS535	ISAS545	ISAS555
	7.0mm	ISAS517	ISAS527	ISAS537	ISAS547	ISAS557

• Diameter $\varnothing 5.7$



Cuff(mm)		1.0	2.0	3.0	4.0	5.0
Length	4.0mm	ISAS6140	ISAS6240	ISAS6340	ISAS6440	ISAS6540
	5.5mm	ISAS615	ISAS625	ISAS635	ISAS645	ISAS655
	7.0mm	ISAS617	ISAS627	ISAS637	ISAS647	ISAS657

• Diameter $\varnothing 6.5$

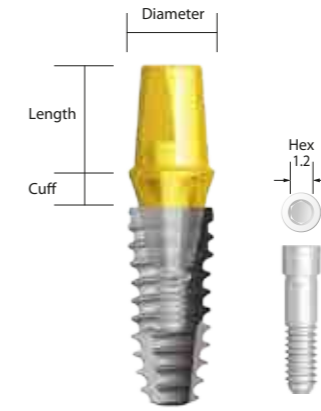


Cuff(mm)		1.0	2.0	3.0	4.0	5.0
Length	4.0mm	ISAS7140	ISAS7240	ISAS7340	ISAS7440	ISAS7540
	5.5mm	ISAS715	ISAS725	ISAS735	ISAS745	ISAS755

IS Cemented Abutment (Non-Hex Type)

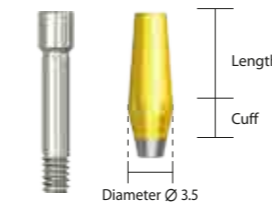
Cementable or Screw-retained abutment for multiple or bridges

- Customizable by grinding (need to remain at least 3mm of abutment length above fixture platform)
- Abutment Screw (ISCS20) included, Tightening Torque : 30 Ncm



S-Narrow

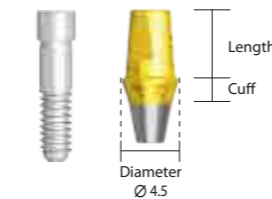
• Diameter $\varnothing 3.5$



Cuff	3.0	4.0	5.0	7.0
Length(mm)	7.0 mm			
Product name	ISAN3537*	ISAN3547*	ISAN3557*	ISAN3577*

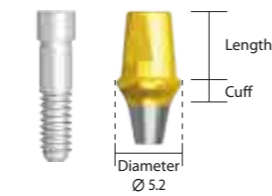
Narrow / Regular / Wide / S-wide

• Diameter $\varnothing 4.5$



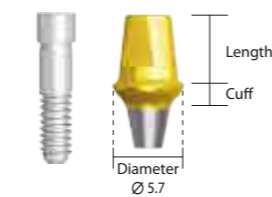
Cuff(mm)		1.0	2.0	3.0	4.0	5.0
Length	4.0mm	ISAN4140	ISAN4240	ISAN4340	ISAN4440	ISAN4540
	5.5mm	ISAN415	ISAN425	ISAN435	ISAN445	ISAN455
	7.0mm	ISAN417	ISAN427	ISAN437	ISAN447	ISAN457

• Diameter $\varnothing 5.2$



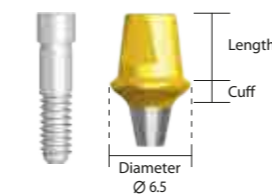
Cuff(mm)		1.0	2.0	3.0	4.0	5.0
Length	4.0mm	ISAN5140	ISAN5240	ISAN5340	ISAN5440	ISAN5540
	5.5mm	ISAN515	ISAN525	ISAN535	ISAN545	ISAN555
	7.0mm	ISAN517	ISAN527	ISAN537	ISAN547	ISAN557

• Diameter $\varnothing 5.7$



Cuff(mm)		1.0	2.0	3.0	4.0	5.0
Length	4.0mm	ISAN6140	ISAN6240	ISAN6340	ISAN6440	ISAN6540
	5.5mm	ISAN615	ISAN625	ISAN635	ISAN645	ISAN655
	7.0mm	ISAN617	ISAN627	ISAN637	ISAN647	ISAN657

• Diameter $\varnothing 6.5$

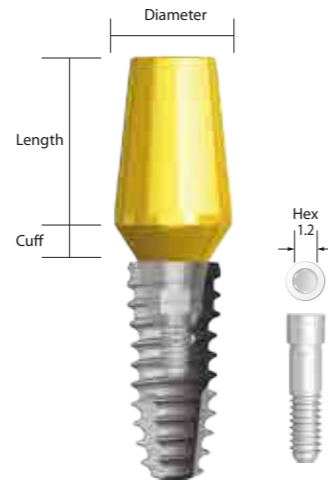


Cuff(mm)		1.0	2.0	3.0	4.0	5.0
Length	4.0mm	ISAN7140	ISAN7240	ISAN7340	ISAN7440	ISAN7540
	5.5mm	ISAN715	ISAN725	ISAN735	ISAN745	ISAN755

IS Shapable Abutment

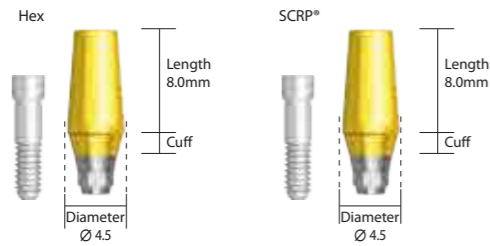
Customizable by grinding (need to remain at least 3mm of abutment length above fixture platform)

• Abutment Screw (ISCS20) included, Tightening Torque : 30 Ncm



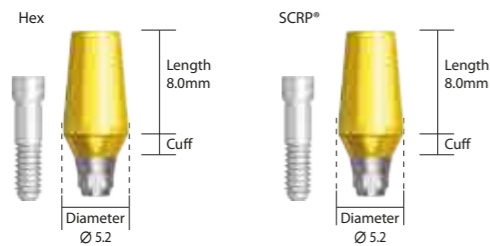
Narrow / Regular / Wide / S-wide

• Diameter $\varnothing 4.5$



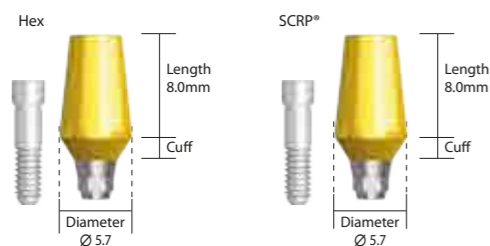
Cuff(mm)	2.0	4.0
Hex	ISSH428	ISSH448

• Diameter $\varnothing 5.2$




Cuff(mm)	2.0	4.0
Hex	ISSH528	ISSH548

• Diameter $\varnothing 5.7$



Cuff(mm)	2.0	4.0
Hex	ISSH628	ISSH648

• Diameter $\varnothing 6.5$

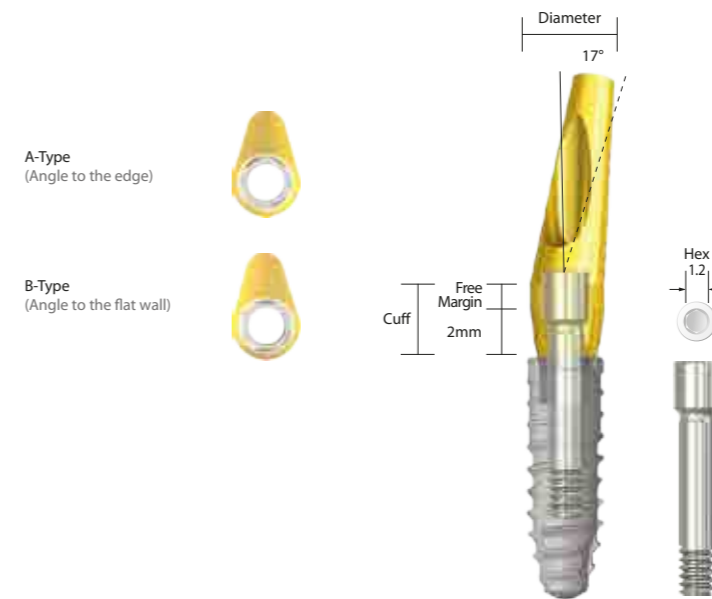


Cuff(mm)	2.0	4.0
Hex	ISSH728	ISSH748

IS Angled Abutment

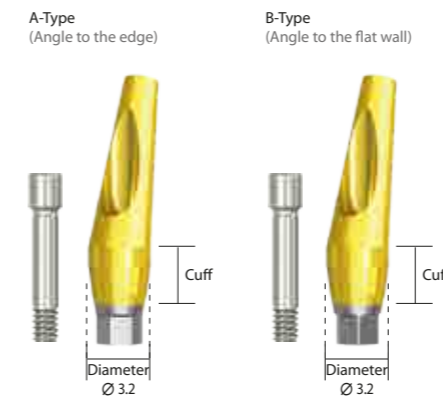
Customizable by grinding. Can be positioned in 12 directions by selecting A or B type

• Abutment Screw (ISCS16S) included, Tightening Torque : 30 Ncm



S-Narrow

• Diameter $\varnothing 3.2$

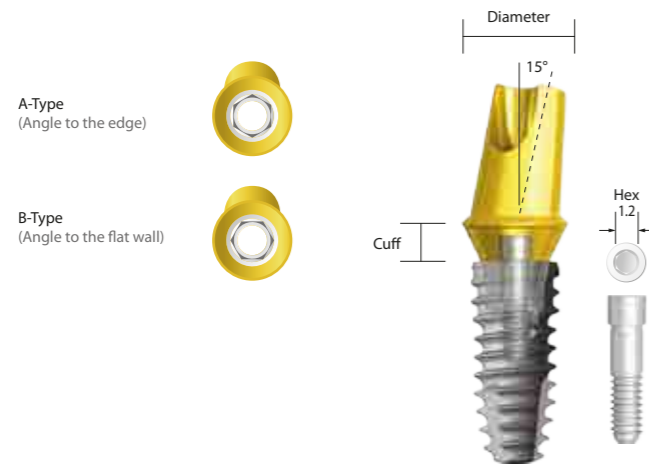


Type	A	B
Cuff(mm)	3.0	
Product name	ISAHA1739*	ISAHB1739*

IS Angled Abutment

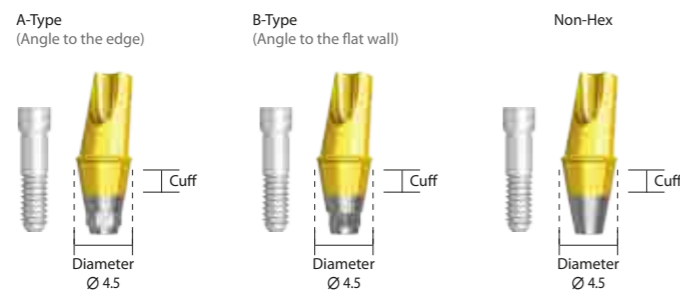
Customizable by grinding. Can be positioned in 12 directions by selecting A or B type

• Abutment Screw (ISCS20) included, Tightening Torque : 30 Ncm



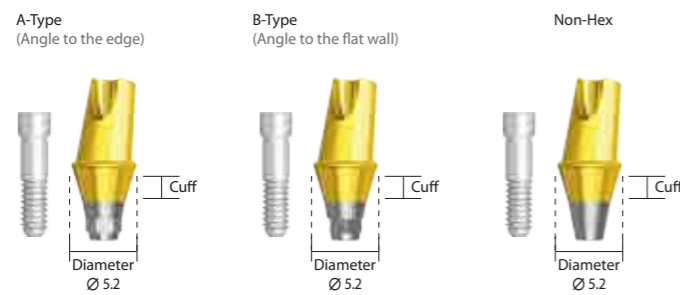
Narrow / Regular / Wide / S-wide

• Diameter $\varnothing 4.5$



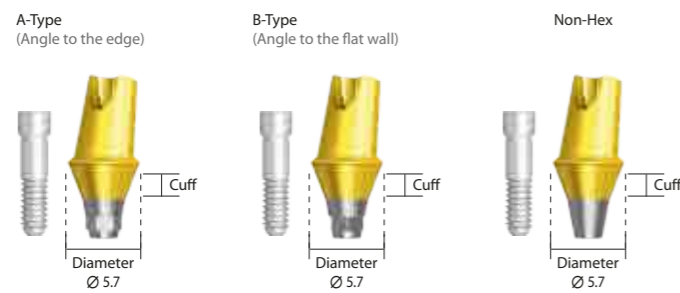
Cuff(mm)	2.0	3.0	4.0
A Type	ISAHA1427	ISAHA1437	ISAHA1447
B Type	ISAHB1427	ISAHB1437	ISAHB1447
Non-Hex	ISANA1427	ISANA1437	ISANA1447

• Diameter $\varnothing 5.2$



Cuff(mm)	2.0	3.0	4.0
A Type	ISAHA1527	ISAHA1537	ISAHA1547
B Type	ISAHB1527	ISAHB1537	ISAHB1547
Non-Hex	ISANA1527	ISANA1537	ISANA1547

• Diameter $\varnothing 5.7$

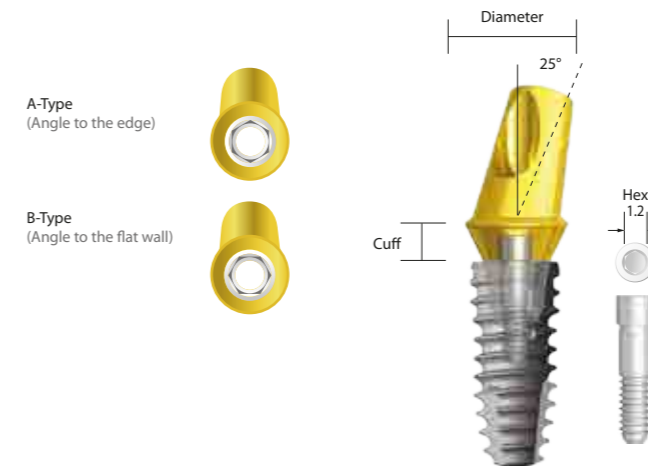


Cuff(mm)	2.0	3.0	4.0
A Type	ISAHA1627	ISAHA1637	ISAHA1647
B Type	ISAHB1627	ISAHB1637	ISAHB1647
Non-Hex	ISANA1627	ISANA1637	ISANA1647

IS Angled Abutment

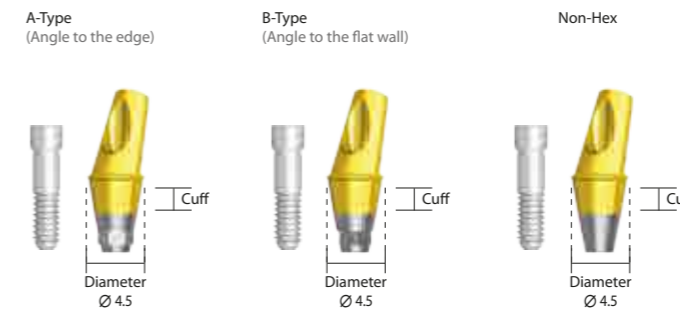
Customizable by grinding. Can be positioned in 12 directions by selecting A or B type

• Abutment Screw (ISCS20) included, Tightening Torque : 30 Ncm



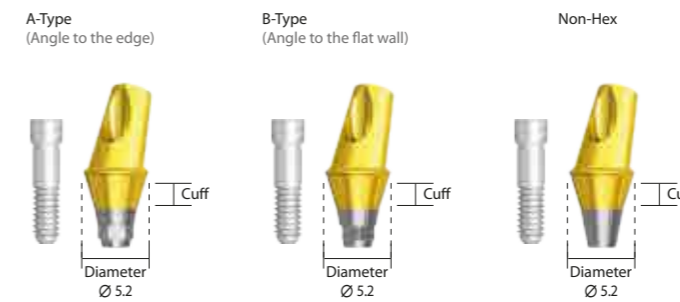
Narrow / Regular / Wide / S-wide

• Diameter $\varnothing 4.5$



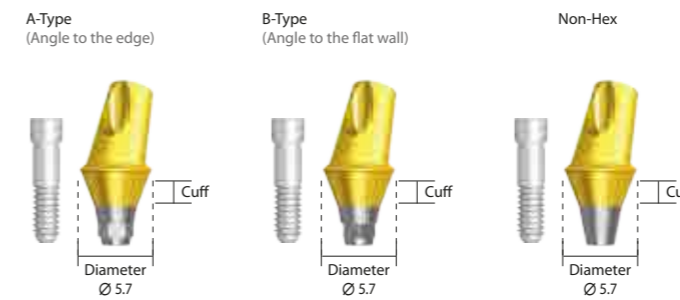
Cuff(mm)	2.0	3.0	4.0
A Type	ISAHA2427	ISAHA2437	ISAHA2447
B Type	ISAHB2427	ISAHB2437	ISAHB2447
Non-Hex	ISANA2427	ISANA2437	ISANA2447

• Diameter $\varnothing 5.2$



Cuff(mm)	2.0	3.0	4.0
A Type	ISAHA2527	ISAHA2537	ISAHA2547
B Type	ISAHB2527	ISAHB2537	ISAHB2547
Non-Hex	ISANA2527	ISANA2537	ISANA2547

• Diameter $\varnothing 5.7$

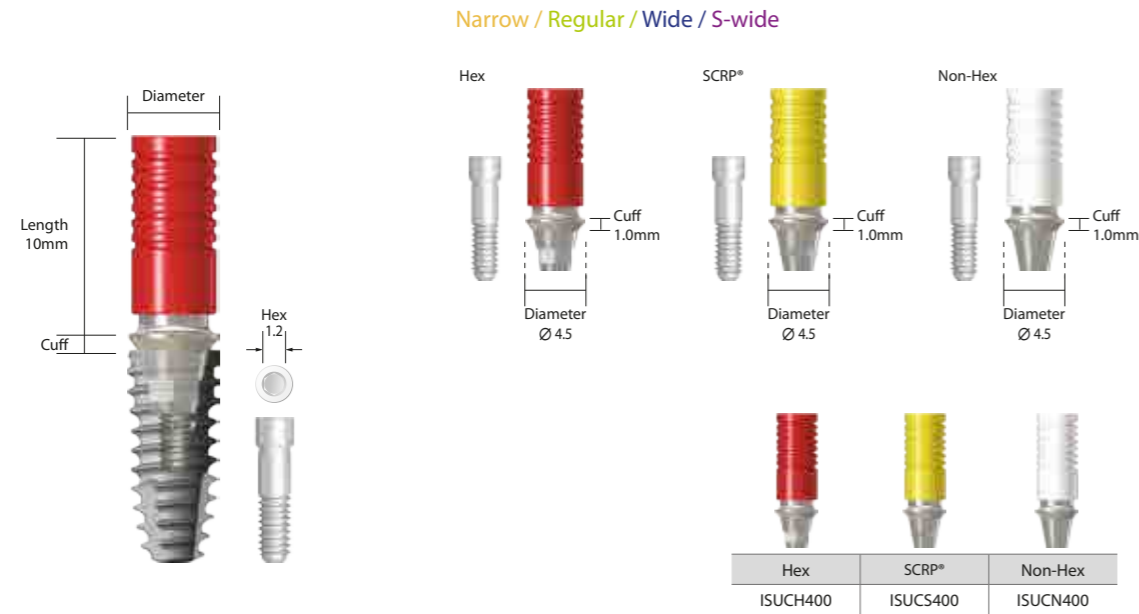


Cuff(mm)	2.0	3.0	4.0
A Type	ISAHA2627	ISAHA2637	ISAHA2647
B Type	ISAHB2627	ISAHB2637	ISAHB2647
Non-Hex	ISANA2627	ISANA2637	ISANA2647

IS CCM UCLA Abutment

Customizable by casting. Cementable or Screw-retained abutment for single tooth and bridges.

- Abutment Screw (ISCS20) included, Tightening Torque : 30 Ncm
- Metal Casting



IS Titan Block

Complete compatibility with the Neo Fixture. Higher strength material

- Abutment Screw (ISCS20) included, Tightening Torque : 30 Ncm



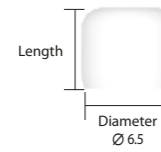
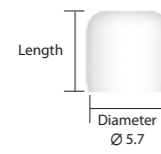
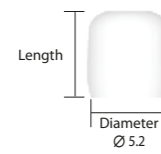
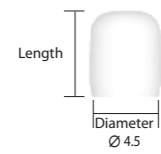
Narrow / Regular / Wide / S-wide

D Cut

Diameter	Ø10	Ø14
Hex	ISBKH10NBD	ISBKH14NBD
Non-Hex	ISBKH10NBD	-

Components for Abutment Level

Protective Cap



Narrow / Regular / Wide / S-wide

• Diameter \varnothing 4.5

Length(mm)	4.5	5.5	7.0
Product name	ISPTC445	ISPTC455	ISPTC470

• Diameter \varnothing 5.2

Length(mm)	4.5	5.5	7.0
Product name	ISPTC545	ISPTC555	ISPTC570

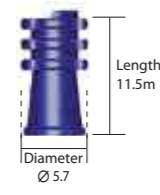
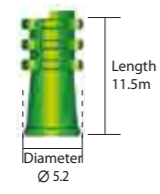
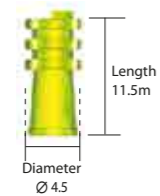
• Diameter \varnothing 5.7

Length(mm)	4.5	5.5	7.0
Product name	ISPTC645	ISPTC655	ISPTC670

• Diameter \varnothing 6.5

Length(mm)	4.5	5.5
Product name	ISPTC745	ISPTC755

Impression Cap



Narrow / Regular / Wide / S-wide

• Diameter \varnothing 4.5

Product name	ISPIC411

• Diameter \varnothing 5.2

Product name	ISPIC511

• Diameter \varnothing 5.7

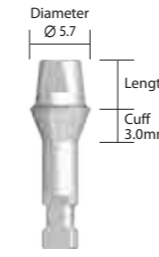
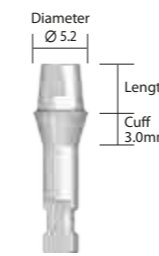
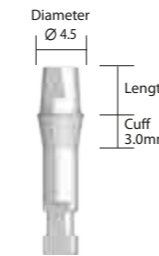
Product name	ISPIC611

• Diameter \varnothing 6.5

Product name	ISPIC711

Components for Abutment Level

Lab Analog



Narrow / Regular / Wide / S-wide

• Diameter \varnothing 4.5

Length(mm)	4.0	5.5	7.0
Product name	ISLA440	ISLA455	ISLA470

• Diameter \varnothing 5.2

Length(mm)	4.0	5.5	7.0
Product name	ISLA540	ISLA555	ISLA570

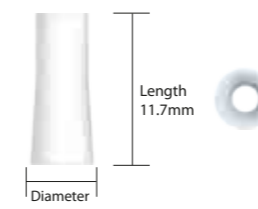
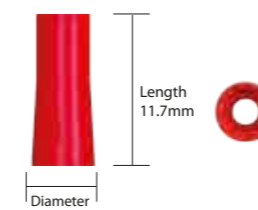
• Diameter \varnothing 5.7

Length(mm)	4.0	5.5	7.0
Product name	ISLA640	ISLA655	ISLA670

• Diameter \varnothing 6.5

Length(mm)	4.0	5.5
Product name	ISLA740	ISLA755

Plastic Coping



Narrow / Regular / Wide / S-wide

Hex

Diameter(\varnothing)	4.5	5.2	5.7	6.5
Product name	ISPCH410	ISPCH510	ISPCH610	ISPCH710

Non-Hex

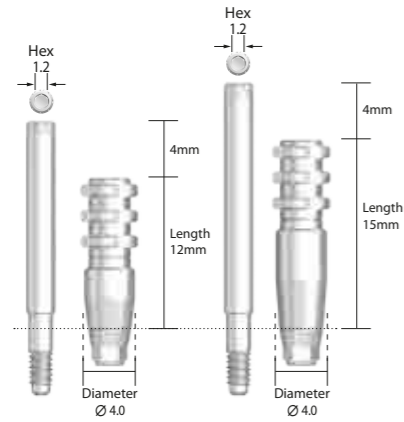
Diameter(\varnothing)	4.5	5.2	5.7	6.5
Product name	ISPCN410	ISPCN510	ISPCN610	ISPCN710

Components for Fixture Level

Pick-up Impression Coping

Narrow / Regular / Wide / S-wide

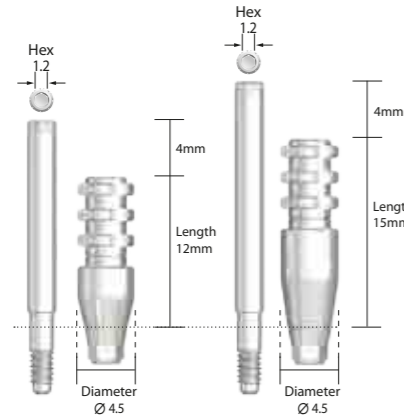
• Diameter $\varnothing 4.0$



Type	Hex	SCR ^P *	Non-Hex
Short	ISIPH400	ISIPS400	ISIPN400
Long	ISIPHL400	ISIPSL400	ISIPNL400

* Impression coping Screw included (Short - ISPIS20, Long - ISPISL20)

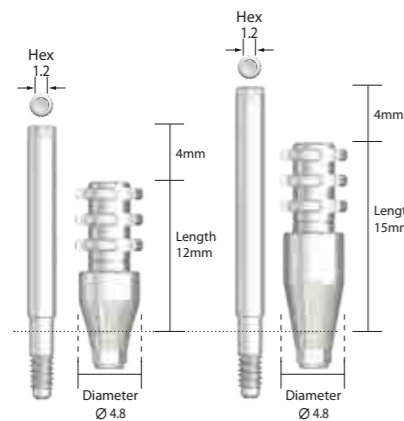
• Diameter $\varnothing 4.5$



Type	Hex	SCR ^P *	Non-Hex
Short	ISIPH450	ISIPS450	ISIPN450
Long	ISIPHL450	ISIPSL450	ISIPNL450

* Impression coping Screw included (Short - ISPIS20, Long - ISPISL20)

• Diameter $\varnothing 4.8$



Type	Hex	SCR ^P *	Non-Hex
Short	ISIPH411	ISIPS411	ISIPN411
Long	ISIPHL411	ISIPSL411	ISIPNL411

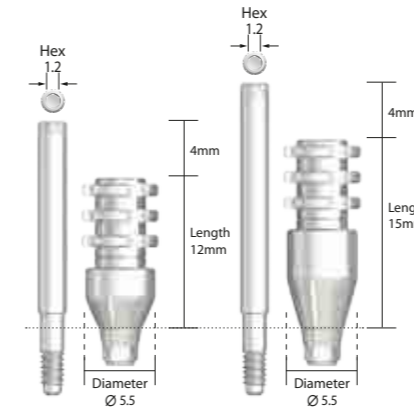
* Impression coping Screw included (Short - ISPIS20, Long - ISPISL20)

Components for Fixture Level

Pick-up Impression Coping

Narrow / Regular / Wide / S-wide

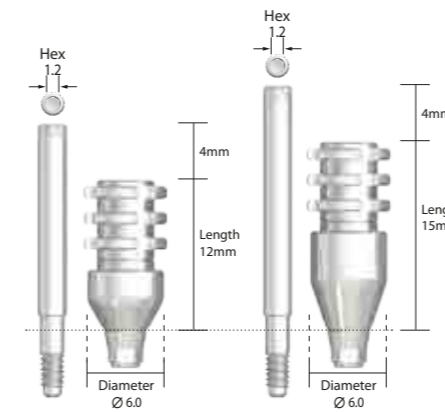
• Diameter $\varnothing 5.5$



Type	Hex	SCR ^P *	Non-Hex
Short	ISIPH511	ISIPS511	ISIPN511
Long	ISIPHL511	ISIPSL511	ISIPNL511

* Impression coping Screw included (Short - ISPIS20, Long - ISPISL20)

• Diameter $\varnothing 6.0$



Type	Hex	SCR ^P *	Non-Hex
Medium	ISIPH611	ISIPS611	ISIPN611
Long	ISIPHL611	ISIPSL611	ISIPNL611

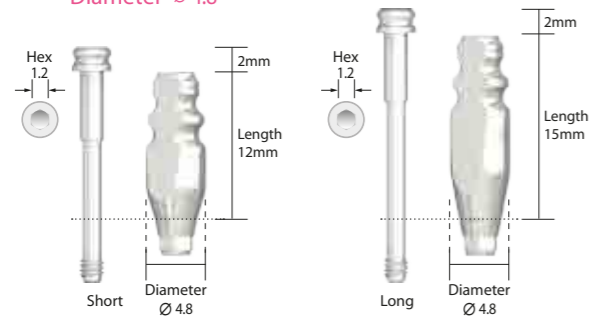
* Impression coping Screw included (Short - ISPIS20, Long - ISPISL20)

Components for Fixture Level

Transfer Impression Coping

Narrow / Regular / Wide / S-wide

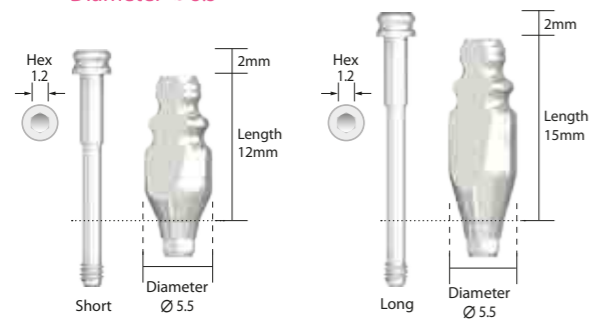
• Diameter $\varnothing 4.8$



Type	Hex	Non-Hex
Short	ISITH411	ISITN411
Long	ISITHL411	ISITNL411

* Impression coping Screw included (Short - ISTIS20H, Long - ISTISL20H)

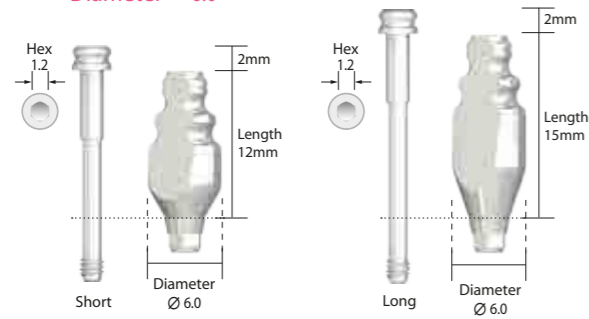
• Diameter $\varnothing 5.5$



Type	Hex	Non-Hex
Short	ISITH511	ISITN511
Long	ISITHL511	ISITNL511

* Impression coping Screw included (Short - ISTIS20H, Long - ISTISL20H)

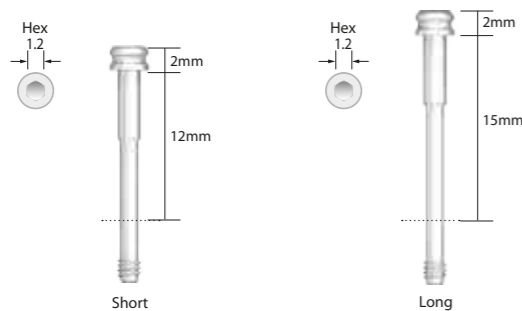
• Diameter $\varnothing 6.0$



Type	Hex	Non-Hex
Short	ISITH611	ISITN611
Long	ISITHL611	ISITNL611

* Impression coping Screw included (Short - ISTIS20H, Long - ISTISL20)

• Impression Coping Hex Screw



Short	ISTIS20H
Long	ISTISL20H

Components for Fixture Level


Transfer Impression Coping Positioner



* Connected to transfer impression coping

Product name	FDHSET01
--------------	----------

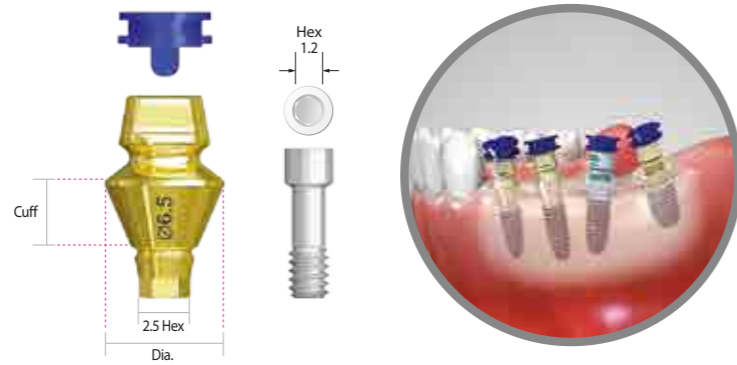
Lab Analog



Diameter	3.2	3.8	4.3
Product name	ISLA300	ISLA400	ISLA500
Type	S-Narrow($\varnothing 3.2$)	Narrow($\varnothing 3.5$)	Regular,Wide

IS PickCap Impression Coping

Coping body & Screw & impression cap included.



• Neo PickCap Impression Coping



Diameter	Ø 3.5	
Cuff(mm)	3.0	5.0
Product name	ISSNPCI3505C*	ISSNPCI3705C*

* This component is only for S-narrow Fixture



Diameter	Ø 3.5			
Cuff(mm)	3.0	5.0	8.0	10.0
Product name	ISPCIB3503C	ISPCIB3505C	ISPCIB3508C	ISPCIB3510C



Diameter	Ø 4.0			
Cuff(mm)	3.0	5.0	8.0	10.0
Product name	ISPCIB4003C	ISPCIB4005C	ISPCIB4008C	ISPCIB4010C



Diameter	Ø 4.5			
Cuff(mm)	3.0	5.0	8.0	10.0
Product name	ISPCIB403C	ISPCIB405C	ISPCIB408C	ISPCIB410C



Diameter	Ø 5.2				
Cuff(mm)	2.0	3.0	4.0	5.0	6.0
Product name	ISPCIB502C	ISPCIB503C	ISPCIB504C	ISPCIB505C	ISPCIB506C



Diameter	Ø 5.7				
Cuff(mm)	2.0	3.0	4.0	5.0	6.0
Product name	ISPCIB602C	ISPCIB603C	ISPCIB604C	ISPCIB605C	ISPCIB606C



Diameter	Ø 6.5				
Cuff(mm)	2.0	3.0	4.0	5.0	6.0
Product name	ISPCIB702C	ISPCIB703C	ISPCIB704C	ISPCIB705C	ISPCIB706C

Neo PickCap Impression Kit

• Neo PickCap Impression Cap

Small Cap



Large Cap



Cap size	Product name	Set (10ea)	Note
Small	PCISC01	PCISC0110S	Coping Ø3.5~Ø4.5
Large	PCILC01	PCILC0110S	Coping Ø5.2~Ø6.5

• Neo PickCap Impression Coping Screw



Product name	ISPCIS18	ISPCIS20
Type	S-Narrow(Ø3.2)	Narrow, Regular, Wide

• Pincette



Product name	PCIPC
--------------	-------

• Neo PickCap Impression Mini Kit Tray



Product name	PCIKITTB
--------------	----------

• Neo PickCap Impression Mini Kit Cover



Product name	KTC
--------------	-----

IS Multi Unit Abutment

Screw-retained abutment for multiple or bridges

• Abutment Tightening Torque : 30 Ncm, Cylinder screw 15 Ncm




Diagram showing the abutment with labels: Cuff, Diameter Ø 4.8.

Cuff(mm)	1.0	2.0	3.0	4.0
Product name	ISMUA4810S	ISMUA4820S	ISMUA4830S	ISMUA4840S

* Holder(MUAH48) Included

IS Multi Unit Angled Abutment

Screw-retained abutment for multiple or bridges

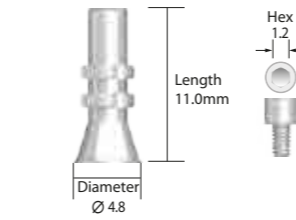
• Abutment Tightening Torque : 30 Ncm, Cylinder screw 15 Ncm



Diagram showing the angled abutment with labels: Diameter Ø 4.8, Angle, Cuff.

Cuff(mm)	1.0	2.0	3.0	4.0	
Hex	17°	ISAHMUA1410S	ISAHMUA1420S	ISAHMUA1430S	ISAHMUA1440S
	30°	ISAHMUA3410S	ISAHMUA3420S	ISAHMUA3430S	ISAHMUA3440S
Non-Hex	17°	ISANMUA1410S	ISANMUA1420S	ISANMUA1430S	ISANMUA1440S
	30°	ISANMUA3410S	ISANMUA3420S	ISANMUA3430S	ISANMUA3440S

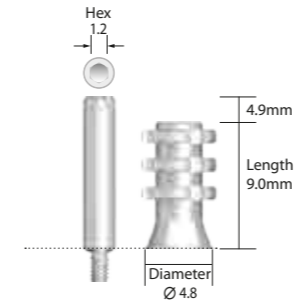
* Holder Included



Temporary Cylinder, Non-Hex

Length(mm)	11.0
Product name	MUATPCN48

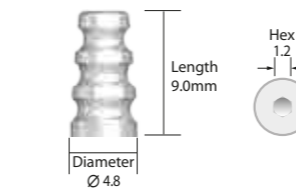
* Cylinder Screw(MUAS 14) Included



Pick-up Impression Coping

Length(mm)	9.0
Product name	MUAI48

* Coping Screw(MUAI48) Included



Transfer Impression Coping

Length(mm)	9.0
Product name	MUAI48

Lab Analog

Product name	MUALA48
--------------	---------

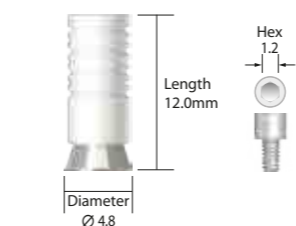


Multi Unit Abutment Driver

Product name	MUAD48S
--------------	---------

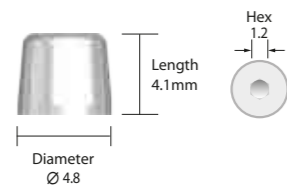


CCM Cylinder, Non-Hex



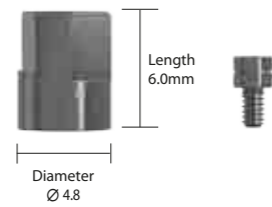
Length(mm)	12.0
Product name	MUACCN48

* Cylinder Screw(MUAS 14) Included
* available separately



Healing Cap

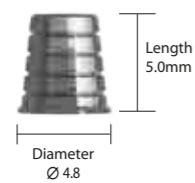
Length(mm)	4.1
Product name	MUAHC48



Multi Unit Abutment Scan Body

Product name	MUASB48
--------------	---------

* Scan body screw(MUASBS14) included



2022 New!
Multi Unit Abutment Cylinder

Product name	MUAC48
--------------	--------

* Cylinder screw(MUAS14) included

IS Link **2022 New!**

S-Narrow
• Diameter \varnothing 3.5



Cuff(mm)	1.0	2.0
Length(mm)	4.7	
Type	Hex	
Product name	-	-

Narrow / Regular / Wide / S-wide
• Diameter \varnothing 3.8



Cuff(mm)	1.0	2.0
Length(mm)	4.7	
Type	Hex	
Product name	-	-

• Diameter \varnothing 4.5



Cuff(mm)	1.0		2.0	
Length(mm)	4.7			
Type	Hex	Non-hex	Hex	Non-hex
Product name	-	-	-	-

Ti Link (for cerec) 2022 New!

• Scan Body



Product name	-
--------------	---

• Scan Body Post



Cuff(mm)	1.0
Product name	-

• Ti - Link



Type	Hex	
Height(mm)	4.7	
Cuff(mm)	1.0	2.0
Product name	-	-

Ti Cylinder 2022 New!

S-Narrow

• Diameter Ø 3.5



Narrow / Regular / Wide / S-wide

• Diameter Ø 3.7



• Diameter Ø 4.0



• Diameter Ø 4.5



• Diameter Ø 5.5



Cuff(mm)	2.0	
Post Height(mm)	9.0	
Type	Hex	Non-hex
Product name	-	-



Cuff(mm)	1.5		
Post Height(mm)	9.0		
Type	Hex	Non-hex	SCRIP
Product name	-	-	-



Cuff(mm)	1.5		
Post Height(mm)	9.0		
Type	Hex	Non-hex	SCRIP
Product name	-	-	-



Cuff(mm)	1.5		
Post Height(mm)	9.0		
Type	Hex	Non-hex	SCRIP
Product name	-	-	-

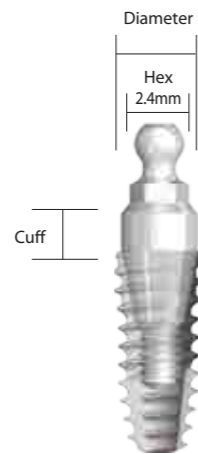


Cuff(mm)	1.5		
Post Height(mm)	9.0		
Type	Hex	Non-hex	SCRIP
Product name	-	-	-

IS Ball Abutment

Implant over-denture ball attachment system

- Compensation degree : Max 20° between implants
- Abutment Tightening Torque : 30 Ncm



Ball Abutment



Cuff(mm)	1.0	2.0	3.0	4.0
Product name	ISABA100	ISABA200	ISABA300	ISABA400

* Ball Abutment Driver(BADH24) Required

Housing



Product name	BAH40
--------------	-------

* O-ring(BAORING) 5ea and O-ring(BAOIMP) 1ea Included

Retainer



Product name	BAR20
--------------	-------

* In case of occlusion interval is lower, use retainer instead of housing

* O-ring(BAORING) 5ea and O-ring(BAOIMP) 1ea Included

IS Ball Abutment

* Scale 1 : 1.1



Diameter Ø 4.5

O-Ring (Clinical)

Product name	BAORING
--------------	---------

* 3ea Included



Diameter Ø 4.5

O-Ring (Lab)

Product name	BAOIMP
--------------	--------

* 3ea Included

* Prevents the resin flowing into the under of Housing or Retainer

1. while making a final resin denture at laboratory.
2. while inserting Housing or Retainer within denture directly at the office.

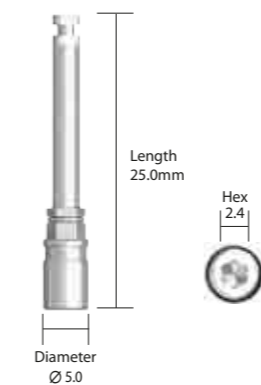


Diameter Ø 3.5

Ball Lab Analog



Product name	BALA350
--------------	---------

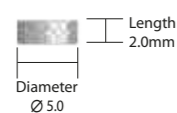
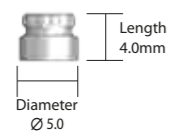


Diameter Ø 5.0

Ball Abutment Driver



Product name	BADH24
--------------	--------



SNAFFIT

KAINOS Attachment System for Over-Denture

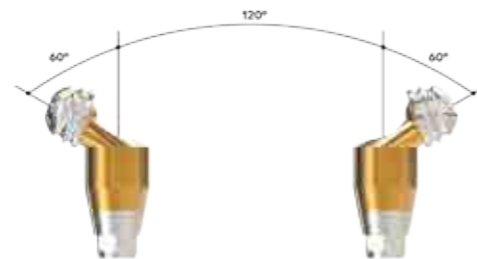
- Ball application with a diameter of 3mm optimizes the stability of the dentures.
- Socket structure facilitates angular adjustment and removal.
- Abutment Tightening Torque : 40Ncm



Straight Male

BSM
[±25°]

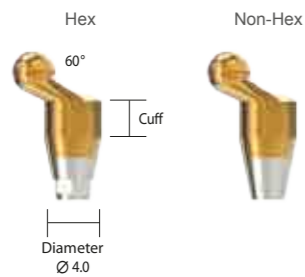
Cuff(mm)	1.0	2.0	3.0	4.0	5.0	6.0	7.0
Product name	BSM1	BSM2	BSM3	BSM4	BSM5	BSM6	BSM7



Angled Male

BAM


Cuff(mm)	2.0	3.0	4.0	5.0	6.0	7.0	
Product name	Hex	BAM2HB	BAM3HB	BAM4HB	BAM5HB	BAM6HB	BAM7HB
	Non-Hex	BAM2NB	BAM3NB	BAM4NB	BAM5NB	BAM6NB	BAM7NB



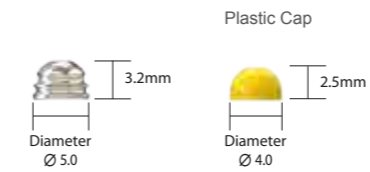
Natural Tooth Male

Product name	BNM
--------------	-----


* Cemented to Root Canal or Locked to Casted Cap



SNAFFIT




Female Set



Product name	KBH
--------------	-----

* Set : Metal housing 1ea
Plastic Cap (F1, F2, F3) 3ea
Block-out O-ring (KBOR) 1ea



Impression Cap & Parallel Pin

Product name	KBI	KBP	KBHP
--------------	-----	-----	------



Ball Lab Analog

Product name	BSA	BAA
--------------	-----	-----



Attachment Adapter Wrench

Product name	AAWR
--------------	------

Plastic Cap Remover / Seater

Product name	RS
--------------	----



KERATOR

- Simple & safe abutment installation with plastic carrier
- Specialized nylon cap supports attachment and detachment of over 50,000 times.
- Compensation of angle without loading with cases of poor path

• IS fixture



Cuff(mm)		1.0	2.0	3.0	4.0	5.0	6.0
Diameter (mm)	3.5	SQ351	SQ352	SQ353	SQ354	SQ355	SQ356
	4.0	AS401	AS402	AS403	AS404	AS405	AS406

• IS fixture 15° Angled



Cuff(mm)		1.5	3.0
Diameter (mm)	3.5	SQ35AN1.5	SQ35AN3.0
	4.0	AS4AN1.5	AS4AN3.0



• KERATOR Tool



Product name	KMT002
--------------	--------

• Coping



Product name	Kerator Coping
--------------	----------------

• Torque Tip



Product name	KMD719
--------------	--------

• Analog



Product name	Kerator Analog
--------------	----------------

• Cap



Type	Male processing SET	Metal Housing	Male Cap (For Lab)	Male Cap (1.2ibs)	Male Cap (2.4ibs)	Male Cap (4ibs)	Male Cap (Zero Retention)	Male Cap (Extra Light Angled)	Male Cap (Light Angled)	Male Cap (Angled)	White Spacer
Cap	CDPHSET	CDPHMH	CDPHBLACK	CDPHBLUE	CDPHPINK	CDPHWHITE	CDPHYELLOW	CDPHRED	CDPHORANGE	CDPHGREEN	CDPHWHITESPACER



NeoBiotech
IT IMPLANT SYSTEM

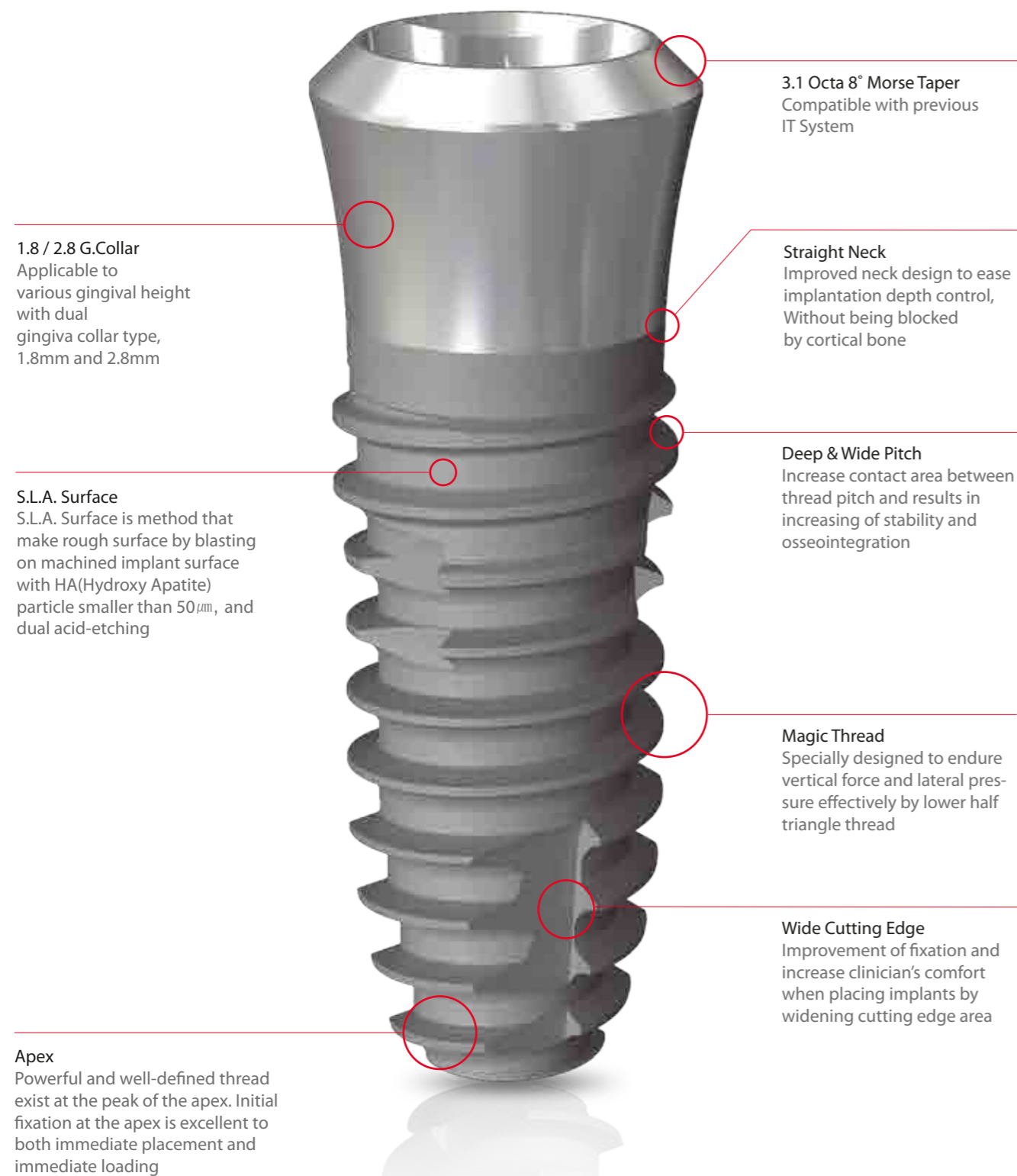
IT-III active

Contents

IT Implant System		
	IT-III Active Fixture(S.L.A Surface)	64
	IT Healing Abutment	69
	Prosthetic Flow Chart	70
	IT Solid Abutment	73
	IT Excellent Solid Abutment	77
	IT Cemented Abutment	79
	IT CCM UCLA Abutment	81
	IT Pre Angled Abutment	82
	IT Collared Angled Abutment	83
	IT Pick-up Impression Coping	84
	IT Transfer Impression Coping	85
	IT PickCap Impression Coping	87
	KERATOR	88



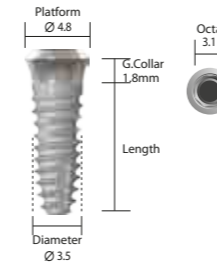
IT-III active



IT-III active Fixture (S.L.A Surface)

The fixture bigger than $\varnothing 4.5$ diameter is recommended to be placed in posterior area.

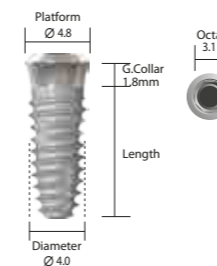
* Regular Neck



• Narrow / Diameter $\varnothing 3.5$ / G.Collar 1.8mm



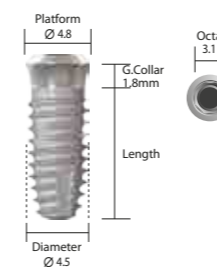
Length(mm)	8.5	10.0	11.5	13.0
Product name	IT313508AP	IT313510AP	IT313511AP	IT313513AP



• Regular / Diameter $\varnothing 4.0$ / G.Collar 1.8mm



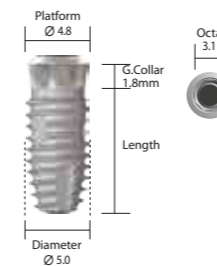
Length(mm)	7.0	8.5	10.0	11.5	13.0
Product name	IT314007AP	IT314008AP	IT314010AP	IT314011AP	IT314013AP



• Regular / Diameter $\varnothing 4.5$ / G.Collar 1.8mm



Length(mm)	7.0	8.5	10.0	11.5	13.0
Product name	IT314507AP	IT314508AP	IT314510AP	IT314511AP	IT314513AP



• Regular / Diameter $\varnothing 5.0$ / G.Collar 1.8mm



Length(mm)	7.0	8.5	10.0	11.5	13.0
Product name	IT315007AP	IT315008AP	IT315010AP	IT315011AP	IT315013AP

※ All measurements can be different with the actual size

IT-III active Fixture (S.L.A Surface)

The fixture bigger than Ø4.5 diameter is recommended to be placed in posterior area.

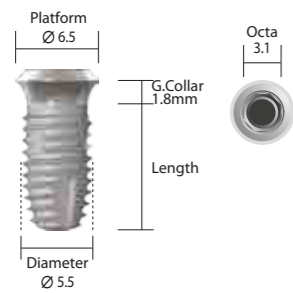
* Wide Neck



• Wide / Diameter Ø 5.0 / G.Collar 1.8mm



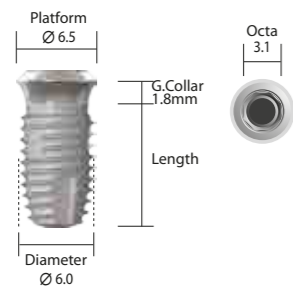
Length(mm)	7.0	8.5	10.0	11.5	13.0
Product name	ITW315007AP	ITW315008AP	ITW315010AP	ITW315011AP	ITW315013AP



• Wide / Diameter Ø 5.5 / G.Collar 1.8mm



Length(mm)	7.0	8.5	10.0	11.5	13.0
Product name	ITW315507AP	ITW315508AP	ITW315510AP	ITW315511AP	ITW315513AP



• Wide / Diameter Ø 6.0 / G.Collar 1.8mm



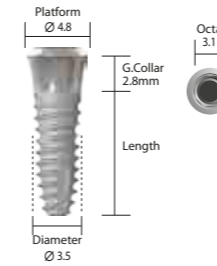
Length(mm)	7.0	8.5	10.0	11.5	13.0
Product name	ITW316007AP	ITW316008AP	ITW316010AP	ITW316011AP	ITW316013AP

※ All measurements can be different with the actual size

IT-III active Fixture (S.L.A Surface)

The fixture bigger than Ø4.5 diameter is recommended to be placed in posterior area.

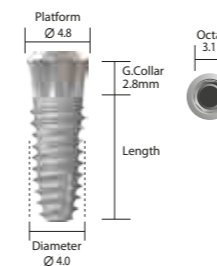
* Regular Neck



• Narrow / Diameter Ø 3.5 / G.Collar 2.8mm



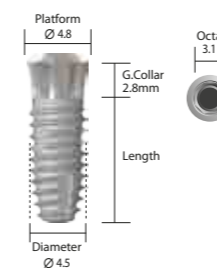
Length(mm)	8.5	10.0	11.5	13.0
Product name	IT323508AP	IT323510AP	IT323511AP	IT323513AP



• Regular / Diameter Ø 4.0 / G.Collar 2.8mm



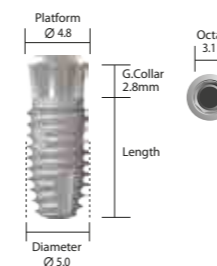
Length(mm)	7.0	8.5	10.0	11.5	13.0
Product name	IT324007AP	IT324008AP	IT324010AP	IT324011AP	IT324013AP



• Regular / Diameter Ø 4.5 / G.Collar 2.8mm



Length(mm)	7.0	8.5	10.0	11.5	13.0
Product name	IT324507AP	IT324508AP	IT324510AP	IT324511AP	IT324513AP



• Regular / Diameter Ø 5.0 / G.Collar 2.8mm



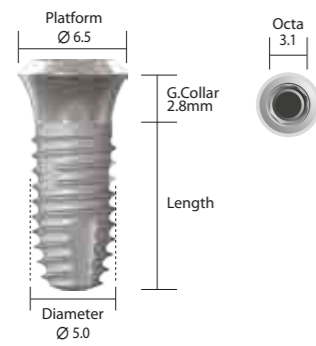
Length(mm)	7.0	8.5	10.0	11.5	13.0
Product name	IT325007AP	IT325008AP	IT325010AP	IT325011AP	IT325013AP

※ All measurements can be different with the actual size

IT-III active Fixture (S.L.A Surface)

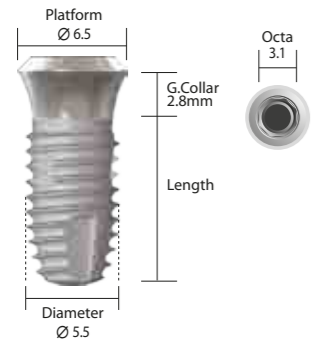
The fixture bigger than Ø4.5 diameter is recommended to be placed in posterior area.

* Wide Neck




• Wide / Diameter Ø 5.0 / G.Collar 2.8mm

Length(mm)	7.0	8.5	10.0	11.5	13.0
Product name	ITW325007AP	ITW325008AP	ITW325010AP	ITW325011AP	ITW325013AP



• Wide / Diameter Ø 5.5 / G.Collar 2.8mm

Length(mm)	7.0	8.5	10.0	11.5	13.0
Product name	ITW325507AP	ITW325508AP	ITW325510AP	ITW325511AP	ITW325513AP



• Wide / Diameter Ø 6.0 / G.Collar 2.8mm

Length(mm)	7.0	8.5	10.0	11.5	13.0
Product name	ITW326007AP	ITW326008AP	ITW326010AP	ITW326011AP	ITW326013AP

※ All measurements can be different with the actual size

Cover Screw

• Regular Neck

Small

Product name	ITCS10
--------------	--------

Large

Product name	ITCS48
--------------	--------

• Wide Neck

Small

Product name	ITCSW10
--------------	---------

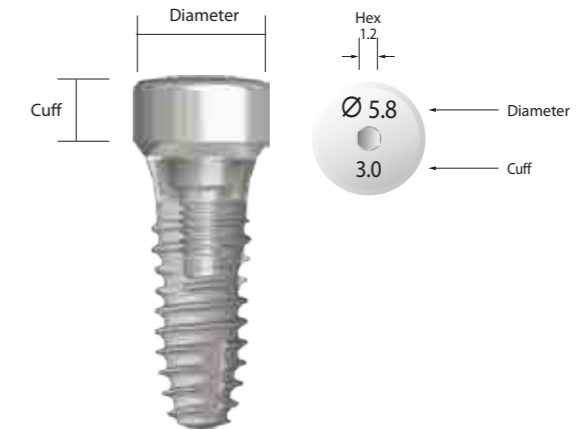
Large

Product name	ITCS65
--------------	--------

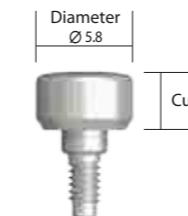
IT Healing Abutment

Temporary restorations for contouring of the soft tissue

• Tightening Torque : 8~10 Ncm



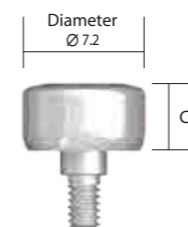
• Regular Neck



Diameter Ø 5.8

Cuff(mm)	2.0	3.0	4.0
Product name	IUTH502	IUTH503	IUTH504

• Wide Neck

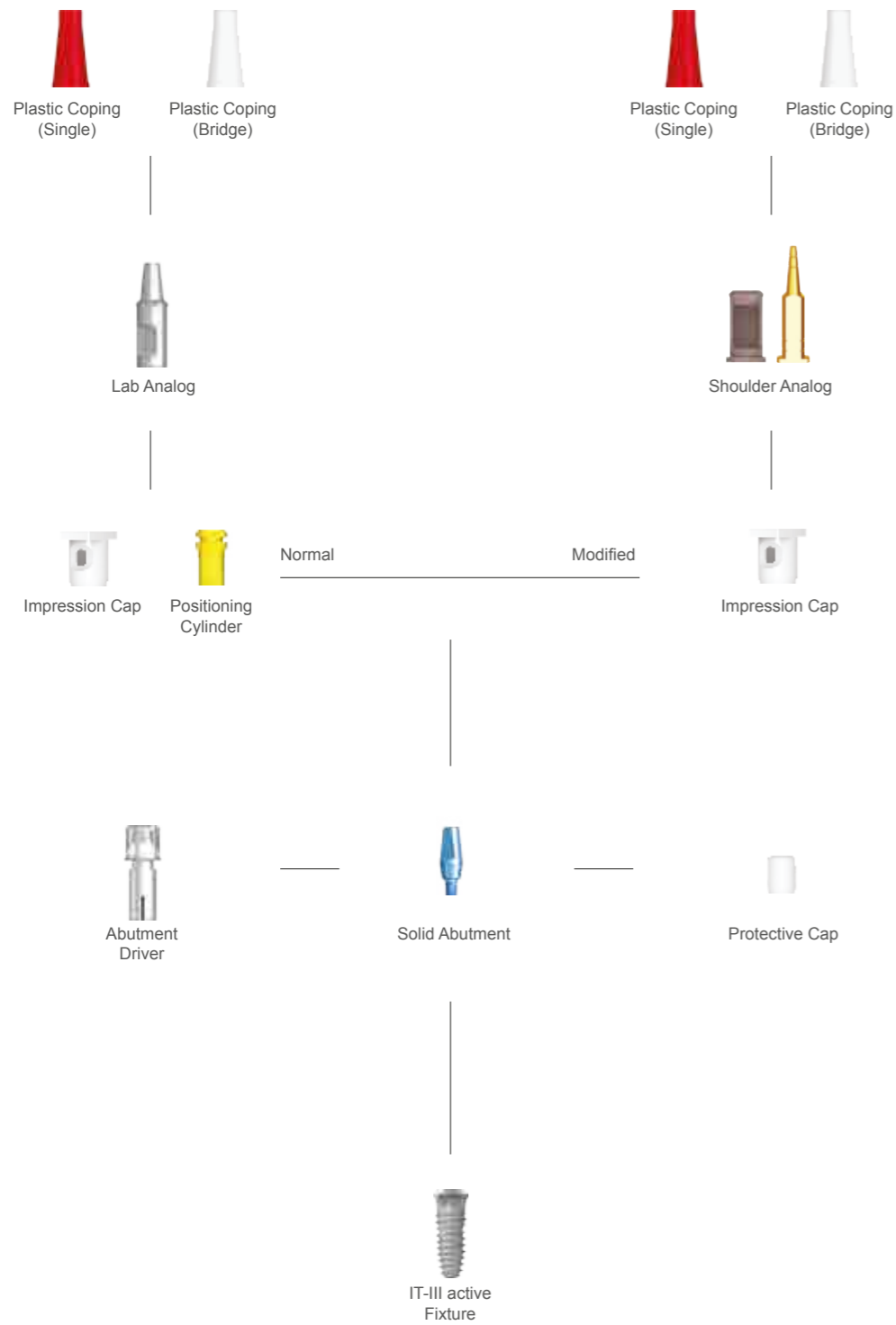


Diameter Ø 7.2

Cuff(mm)	2.0	3.0	4.0
Product name	ITHW702	ITHW703	ITHW704

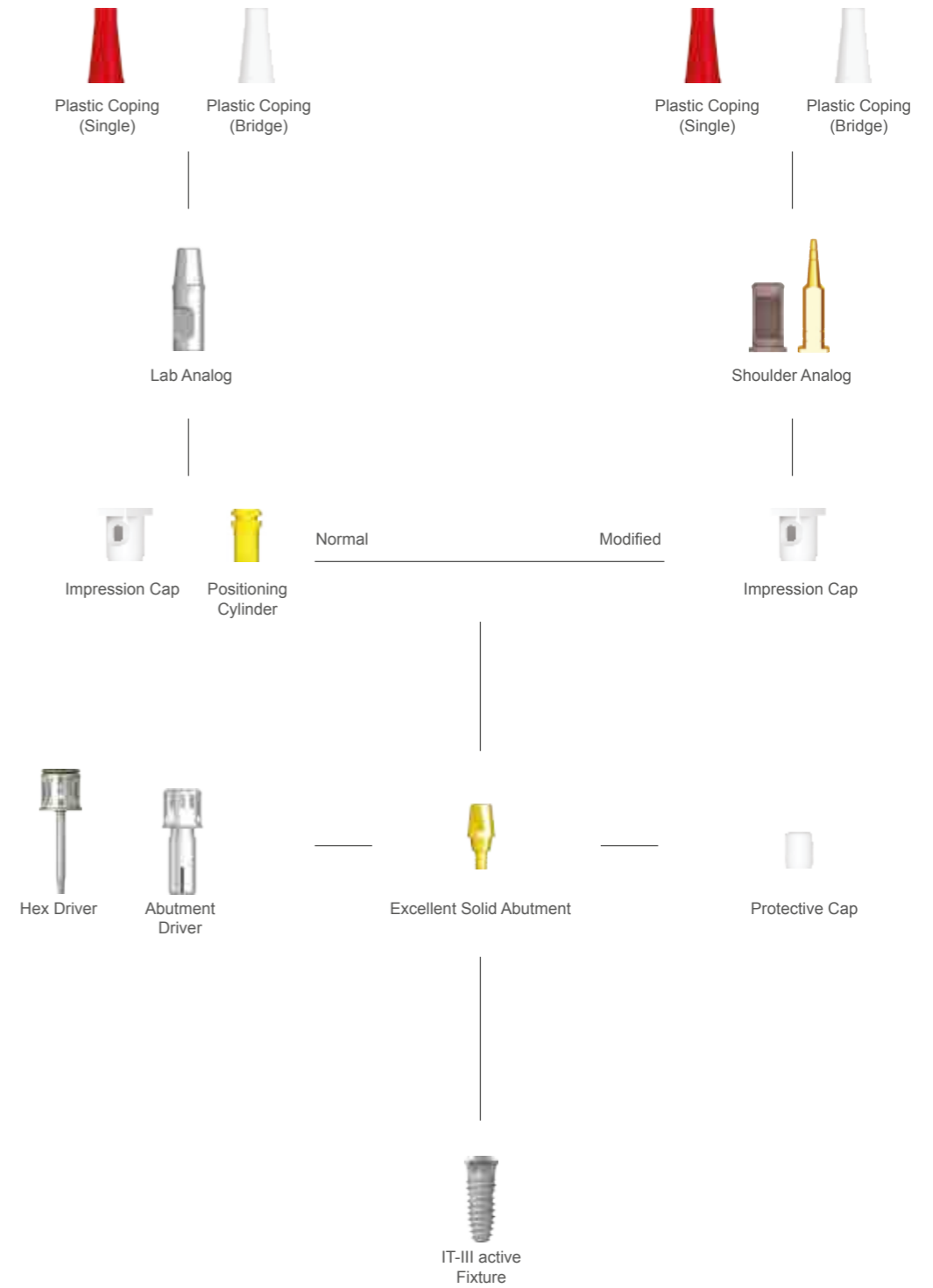
Prosthetic Flow Chart

- IT Solid Abutment



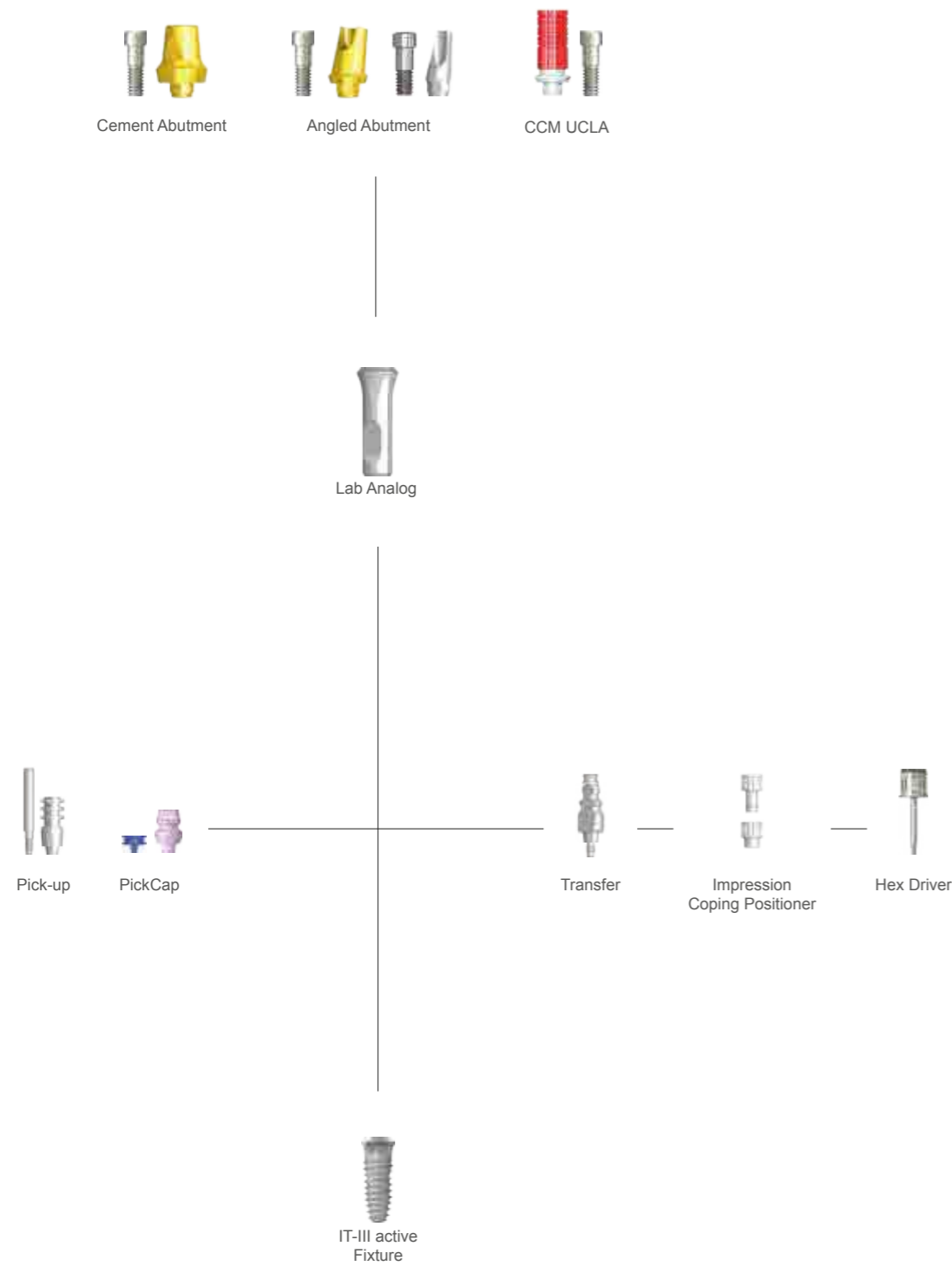
Prosthetic Flow Chart

- IT Excellent Solid Abutment



Prosthetic Flow Chart

- IT Abutment



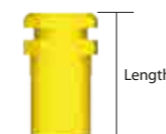
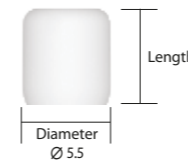
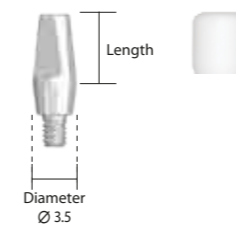
IT Solid Abutment

One piece abutment for cemented restorations

- Abutment Tightening Torque : 30 Ncm, Protective Cap Included
- These components are only for IT Regular Neck fixture



• Regular Neck



Solid Abutment

Length(mm)	4.0	5.5	7.0
Product name	ITSR40	ITSR55	ITSR70

Protective Cap

Length(mm)	4.0	5.5	7.0
Product name	ITPR40	ITPR55	ITPR70

Positioning Cylinder

Length(mm)	4.0	5.5	7.0
Color	Yellow	Gray	Blue
Product name	ITYR40	ITYR55	ITYR70

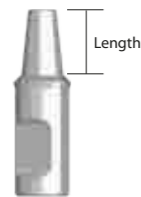
IT Solid Abutment



Impression Cap



Product name	ITIR00
--------------	--------



Lab Analog



Length(mm)	4.0	5.5	7.0
Color	Yellow	Metal	Blue
Product name	ITAR40	ITAR55	ITAR70



Shoulder Analog



Product name	ITAS00
--------------	--------



Plastic Coping

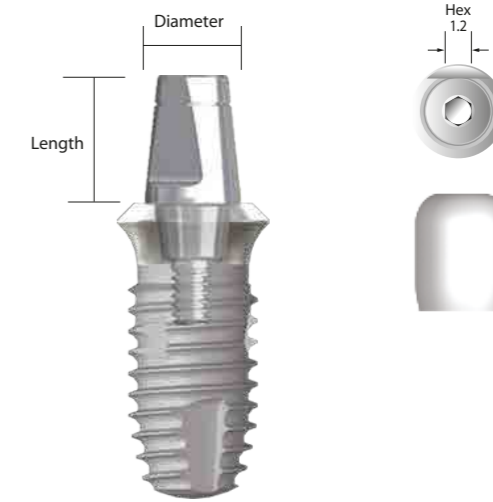


Type	Single	Bridge
Product name	ITPRCR	ITPRBR

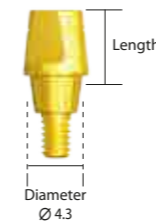
IT Solid Abutment

One piece abutment for cemented restorations

- Abutment Tightening Torque : 30 Ncm, Protective Cap Included
- These components are only for IT Wide Neck fixture



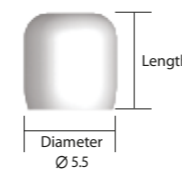
• Wide Neck



Solid Abutment



Length(mm)	4.0	5.5
Product name	ITSW40	ITSW55



Protective Cap



Length(mm)	4.0	5.5
Product name	ITPW40	ITPW55

IT Solid Abutment

Positioning Cylinder



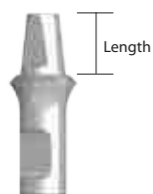
Length(mm)	4.0	5.5
Color	Yellow	Gray
Product name	ITYW40	ITYW55

Impression Cap




Product name	ITIW00
--------------	--------

Lab Analog



Length(mm)	4.0	5.5
Color	Yellow	Metal
Product name	ITAW40	ITAW55

Plastic Coping

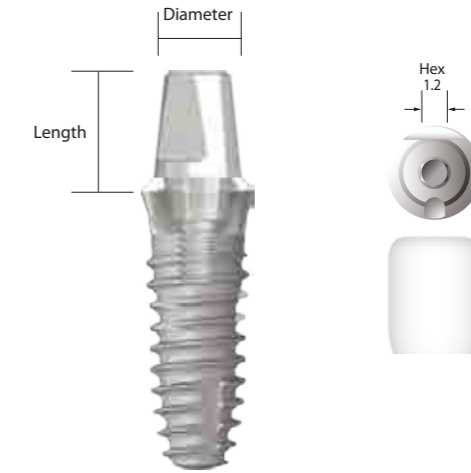


Type	Single	Bridge
Product name	ITPWCR	ITPWBR

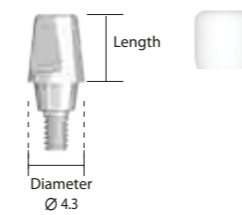
IT Excellent Solid Abutment

One piece abutment for cemented restorations

- Abutment Tightening Torque : 30 Ncm, Protective Cap Included
- These components are only for IT Regular Neck Fixture



Regular Neck



Excellent Solid Abutment



Length(mm)	4.0	5.5	7.0
Product name	ITSE404	ITSE405	ITSE407

Protective Cap



Length(mm)	4.0	5.5	7.0
Product name	ITPTC40	ITPTC55	ITPTC70

IT Excellent Solid Abutment

Positioning Cylinder



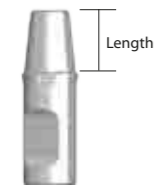
Length(mm)	4.0	5.5	7.0
Color	Yellow	Gray	Blue
Product name	ITEPC40	ITEPC55	ITEPC70

Impression Cap



Product name	ITEIC00
--------------	---------

Lab Analog



Length(mm)	4.0	5.5	7.0
Color	Yellow	Gray	Blue
Product name	ITELA440	ITELA455	ITELA470

Plastic Coping



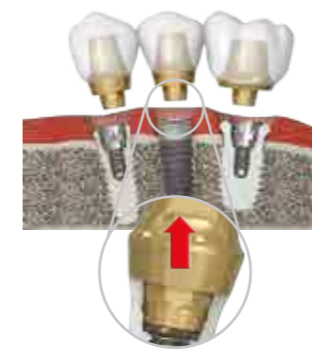
Type	Single	Bridge
Product name	ITHPC	ITNPC

IT Cemented Abutment

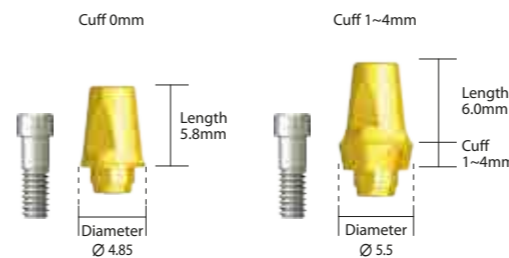
IT SCRP Abutment

Cementable or Screw-retained abutment for single tooth and bridges

- Semi-octa structure of SCRP Abutment simplifies both installation and removal of prosthetic within 16 degrees in multiple cases
- Customizable by grinding (need to remain at least 3mm of abutment length above fixture platform)
- Abutment Screw(ITCS20S) included, Tightening Torque : 30Ncm



• Regular Neck



Diameter $\varnothing 5.5$

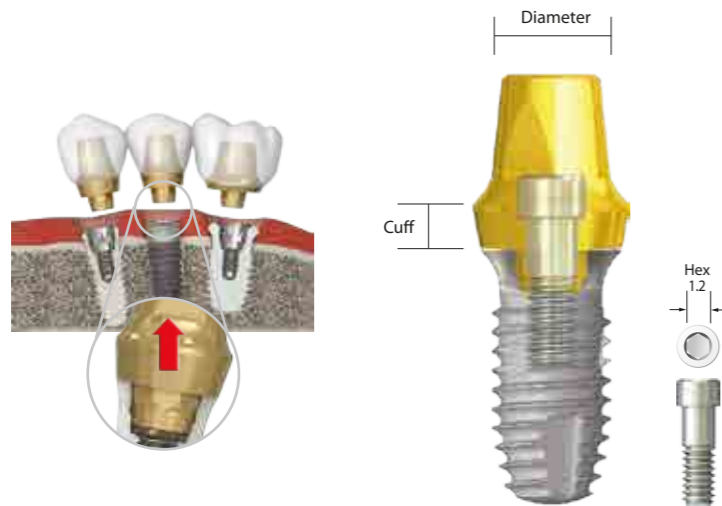
Cuff(mm)	0	1.0	2.0	3.0	4.0
Octa	ICO500	ICO510	ICO520	ICO530	ICO540
Non-Octa	ICN500	ICN510	ICN520	ICN530	ICN540
SCRIP	ICS500	ICS510	ICS520	ICS530	ICS540

IT Cemented Abutment

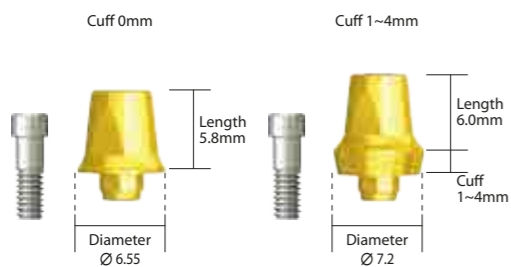
IT SCRP Abutment

Cementable or Screw-retained abutment for single tooth and bridges

- Semi-octa structure of SCRP Abutment simplifies both installation and removal of prosthetic within 16 degrees in multiple cases
- Customizable by grinding (need to remain at least 3mm of abutment length above fixture platform)
- Abutment Screw(ITCS20S) included, Tightening Torque : 30Ncm



• Wide Neck



Diameter Ø 7.2

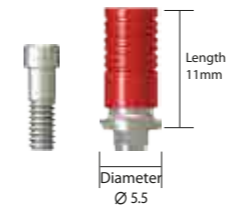
Cuff(mm)	0	1.0	2.0	3.0	4.0
Octa	ICOW700	ICOW710	ICOW720	ICOW730	ICOW740
Non-Octa	ICNW700	ICNW710	ICNW720	ICNW730	ICNW740
SCRIP	ICSW700	ICSW710	ICSW720	ICSW730	ICSW740

IT CCM UCLA Abutment

Customizable by casting. Cementable or Screw-retained abutment for single tooth and bridges.

- Abutment Screw(ITCS20S) included, Tightening Torque : 30 Ncm
- Metal Casting

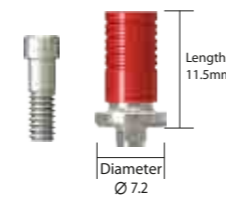
• Regular Neck



Diameter Ø 5.5

Type	Octa	Non-Octa
Product name	ITUCO500	ITUCN500

• Wide Neck

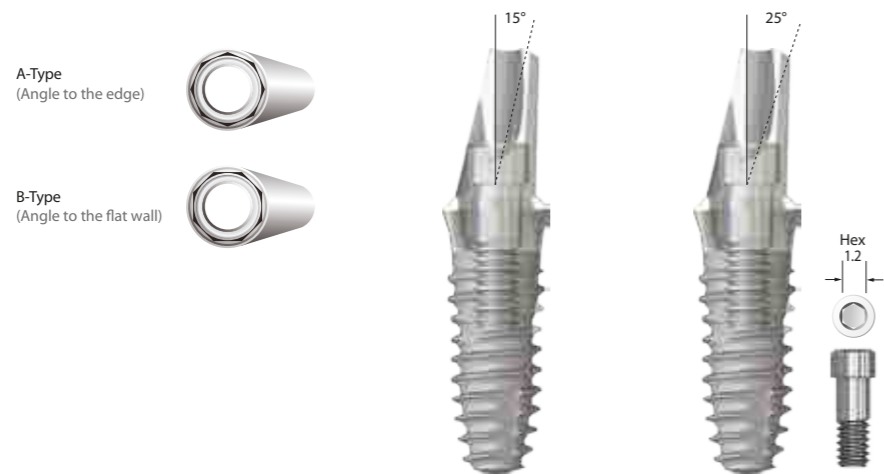


Diameter Ø 7.2

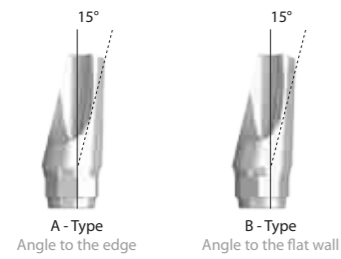
Type	Octa	Non-Octa
Product name	ITUCO700	ITUCN700

IT Pre Angled Abutment

• Abutment Screw(ITAS20S) included, Tightening Torque : 30 Ncm

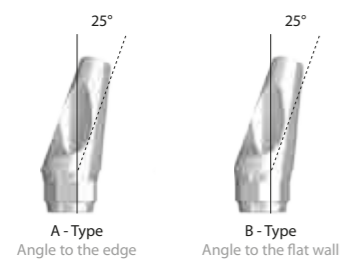


• Regular Neck



15°

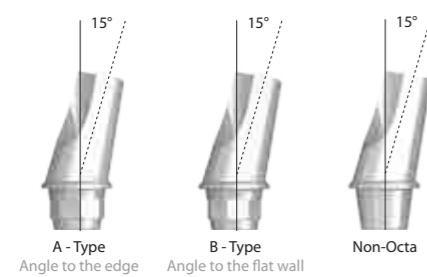
Type	A	B
Product name	IAO310A	IAO310B



25°

Type	A	B
Product name	IAO320A	IAO320B

• Wide Neck




15°

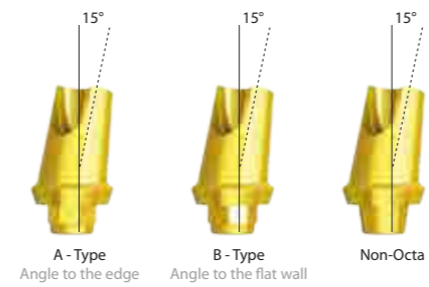
Type	A	B	Non-Octa
Product name	IAOW500A	IAOW500B	IANW500

IT Collared Angled Abutment

• Abutment Screw(ITCS20S) included, Tightening Torque : 30 Ncm

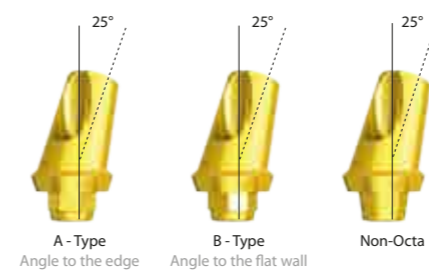


• Regular Neck



15°

Type	A		B		Non-Octa	
Cuff (mm)	1	2	1	2	1	2
Product name	IAO511A	IAO512A	IAO511B	IAO512B	IAN511	IAN512

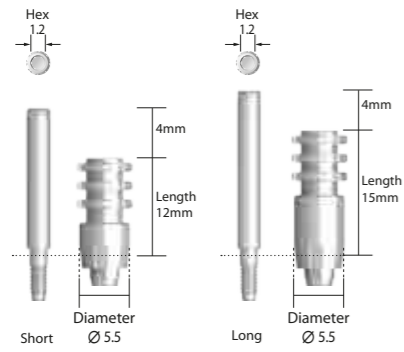


25°

Type	A		B		Non-Octa	
Cuff (mm)	1	2	1	2	1	2
Product name	IAO521A	IAO522A	IAO521B	IAO522B	IAN521	IAN522

IT Pick-up Impression Coping

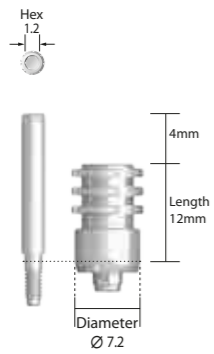
• Regular Neck



Type	Octa
Short	ITIPO511
Long	ITIPOL511

※ Impression Coping Screw Included (Short : ITPIS20 / Long : ITPIS20L)

• Wide Neck

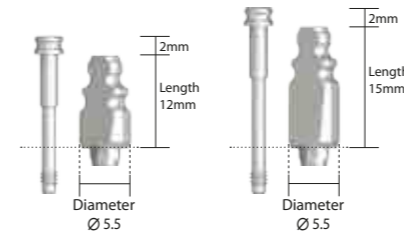


Type	Octa
Product name	ITIPO711

※ Impression Coping Screw Included (ITPIS20)

IT Transfer Impression Coping

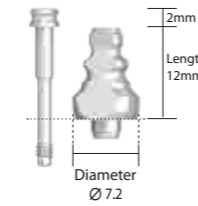
• Regular Neck



Type	Octa	Non-Octa
Short	ITITO511	ITITN511
Long	ITITOL511	ITITNL511

※ Impression Coping Screw Included (ITTIS20H)

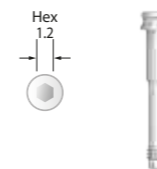
• Wide Neck



Type	Octa	Non-Octa
Product name	ITITO711	ITITN711

※ Impression Coping Screw Included (Short : ITPIS20 / Long : ITPIS20L)

• Impression Coping Hex Screw



Product name	ITTIS20H
--------------	----------

IT Transfer Impression Coping Positioner



* Connected to transfer impression coping



Product name	FDHSET01
--------------	----------

Lab Anaolg

• Regular Neck

Diameter
Ø 4.8



Product name	ITLA50
--------------	--------

• Wide Neck

Diameter
Ø 6.8



Product name	ITLA70
--------------	--------

IT PickCap Impression Coping



Hex
1.2



• IT PickCap Impression Coping



Diameter	Ø5.5	Ø7.2
Cuff(mm)	3.0	
Product name	ITPCIB503C	ITPCIB703C

※ISPCIS20, PCILC01 Included

• PickCap Impression Cap (Large)



Product name	Set(10ea)
PCILC01	PCILC0110S

• PickCap Impression Coping Screw



Product name	ISPCIS20
--------------	----------

KERATOR

- Simple & safe abutment installation with plastic carrier
- Specialized nylon cap supports attachment and detachment of over 50,000 times.
- Compensation of angle without loading with cases of poor path

• IT fixture



Cuff(mm)		1.0	2.0	3.0	4.0	5.0	6.0
Diameter (mm)	4.0	T401	T402	T403	T404	T405	T406

• IT fixture 15° Angled



Cuff(mm)		1.5	3.0
Diameter (mm)	4.0	T4AN1.5	T4AN3.0



• KERATOR Tool



Product name	KMT002
--------------	--------

• Coping



Product name	Kerator Coping
--------------	----------------

• Torque Tip



Product name	KMD719
--------------	--------

• Analog



Product name	Kerator Analog
--------------	----------------

• Cap



Type	Male processing SET	Metal Housing	Male Cap (For Lab)	Male Cap (1.2ibs)	Male Cap (2.4ibs)	Male Cap (4ibs)	Male Cap (Zero Retention)	Male Cap (Extra Light Angled)	Male Cap (Light Angled)	Male Cap (Angled)	White Spacer
Cap	CDPHSET	CDPHMH	CDPHBLACK	CDPHBLUE	CDPHPINK	CDPHWHITE	CDPHYELLOW	CDPHRED	CDPHORANGE	CDPHGREEN	CDPHWHITESPACER

NeoBiotech S-Mini IMPLANT SYSTEM

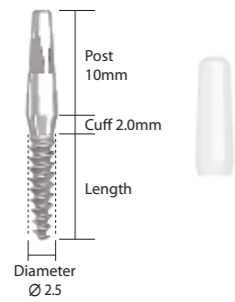
S-Mini Cemented type / S-Mini Ball type

Contents

S-Mini Implant System	S-Mini Fixture(RBM Surface)	92
	Prosthetic Flow Chart	94
	S-Mini Components	95



S-Mini Fixture - Cement Type (RBM Surface)




Diameter \varnothing 2.5



Length(mm)	8.5	10.0	11.5	13.0	15.0
Product name	MI2508L	MI2510L	MI2511L	MI2513L	MI2515L

※ Protective Cap Included




Diameter \varnothing 3.0



Length(mm)	8.5	10.0	11.5	13.0	15.0
Product name	MI3008L	MI3010L	MI3011L	MI3013L	MI3015L

※ Protective Cap Included



Diameter \varnothing 3.5

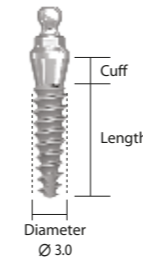


Length(mm)	8.5	10.0	11.5	13.0	15.0
Product name	MI3508L	MI3510L	MI3511L	MI3513L	MI3515L

※ Protective Cap Included

※ All measurements can be different with the actual size

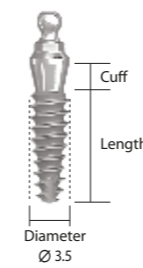
S-Mini Fixture - Ball Type (RBM Surface)



Diameter \varnothing 3.0



Length(mm)	8.5	10.0	11.5	13.0	15.0
Cuff 3mm	MIB30083	MIB30103	MIB30113	MIB30133	MIB30153



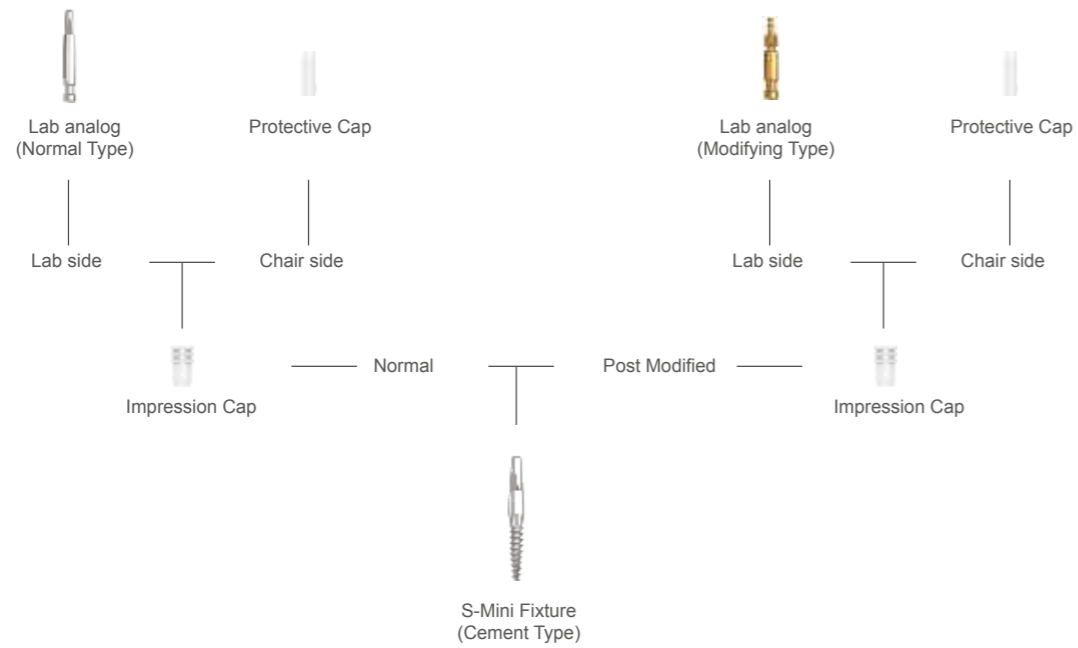
Diameter \varnothing 3.5




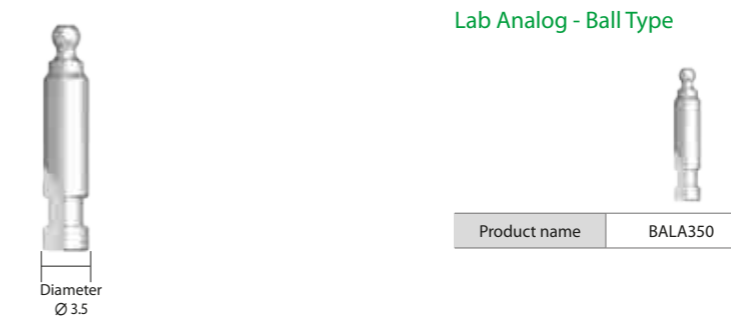
Length(mm)	8.5	10.0	11.5	13.0	15.0
Cuff 3mm	MIB35083	MIB35103	MIB35113	MIB35133	MIB35153

※ All measurements can be different with the actual size

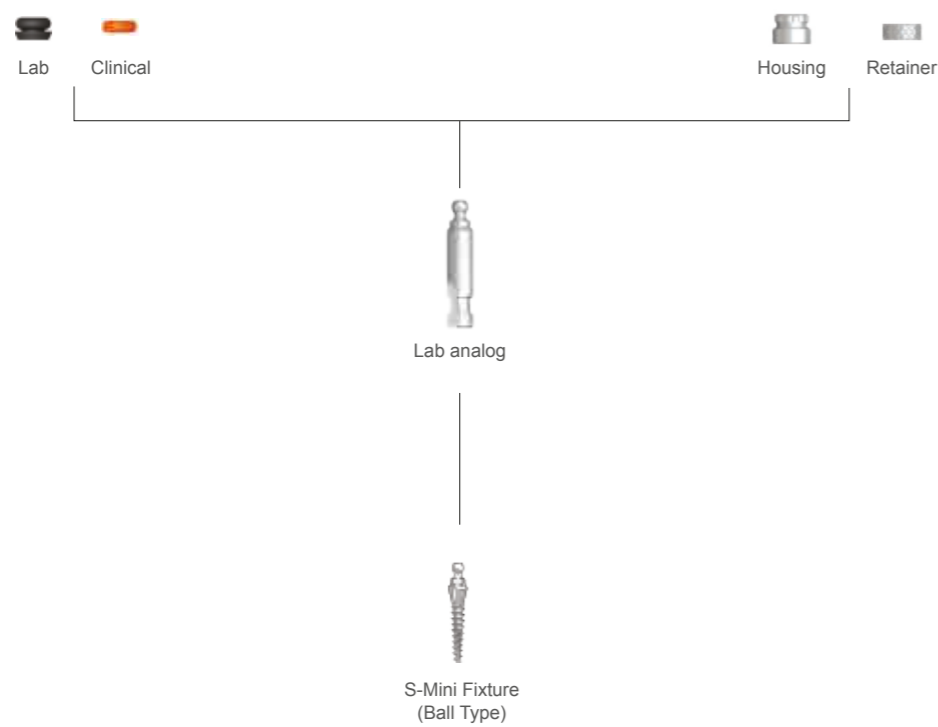
Prosthetic Flow Chart - Cement Type



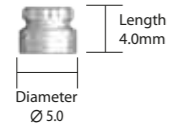
S-Mini Components



Prosthetic Flow Chart - Ball Type



S-Mini Components

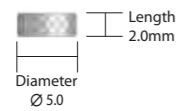


Housing



Product name	BAH40
--------------	-------

* O-ring(BAORING) 5ea and O-ring(BAOIMP) 1ea Included



Retainer



Product name	BAR20
--------------	-------

* In case of occlusion interval is lower, use retainer instead of housing

* O-ring(BAORING) 5ea and O-ring(BAOIMP) 1ea Included



O-ring (Clinical)



Product name	BAORING
--------------	---------

* 3ea Included



O-ring (Lab)



Product name	BAOIMP
--------------	--------

* 3ea Included

* Prevents the resin flowing into the under of Housing or Retainer

1. while making a final resin denture at laboratory.
2. while inserting Housing or Retainer within denture directly at the office.



NeoBiotech SURGICAL KIT

Neo Master Kit / Neo Surgical Kit / IS Full Kit / Neo Core Kit / Neo Stop Drill Kit / S-Mini Kit / S-Wide Kit / S-Narrow Kit / Neo NaviGuide Kit / Neo NaviGuide Narrow Kit / Ridge Wider Kit / Neo Surgical Accessory Kit / Neo Prosthetic Kit / Neo Universal Prosthetic Kit / Neo Prosthetic Planning Kit / Neo PickCap Impression Kit / Stop Drill Kit / Varo Guide Kit Core

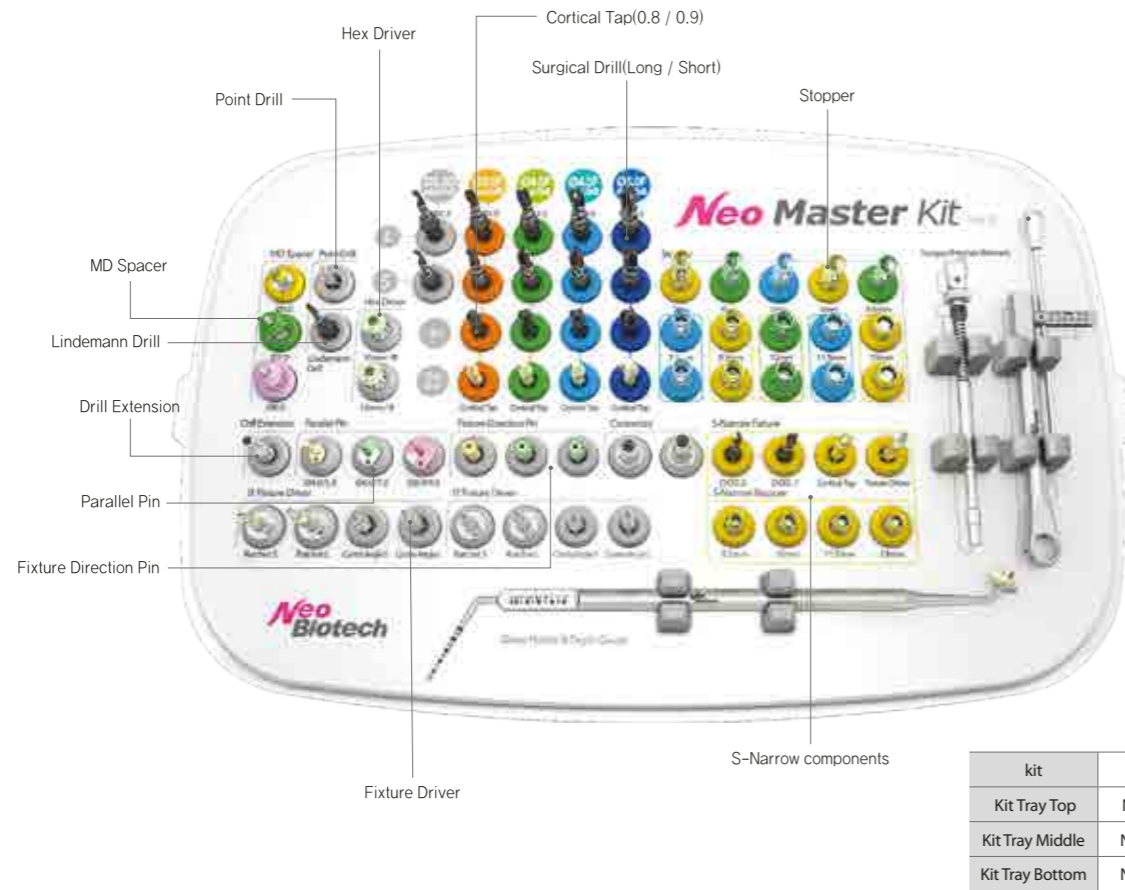
Contents

Surgical Kit	Neo Master Kit	100
	Neo Surgical Kit	106
	IS Full Kit	112
	Neo Core Kit	118
	Neo Stop Drill Kit	120
	S-Mini Kit	126
	S-Wide Kit	128
	S-Narrow Kit	130
	Neo NaviGuide Kit	132
	Neo NaviGuide Narrow Kit	142
	Ridgw Wider Kit	148
	Neo Surgical Accessory Kit	150
	Neo Prosthetic Kit	152
	Neo Universal Prosthetic Kit	156
	Neo Prosthetic Planning Kit	158



Neo Master Kit

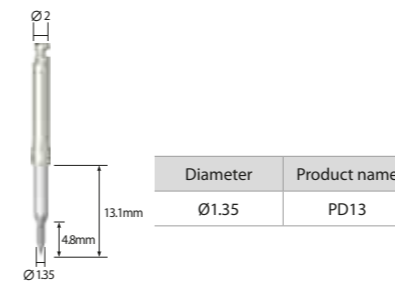
This kit can be used to perform implant surgery for IS-III active, IS-II active, IT-III active, EB-II active.



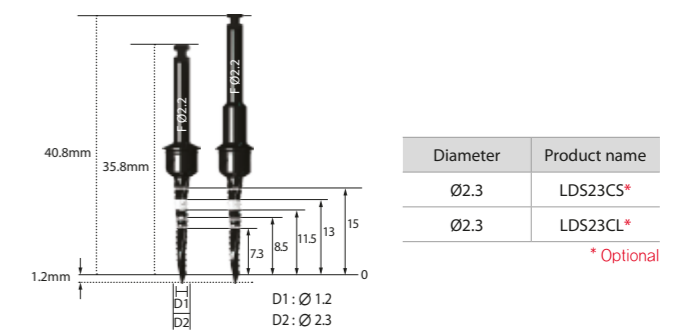
kit	NEOMKIT
Kit Tray Top	NEOMKITTRAY1
Kit Tray Middle	NEOMKITTRAY2
Kit Tray Bottom	NEOMKITTRAY3

Neo Master Kit Components

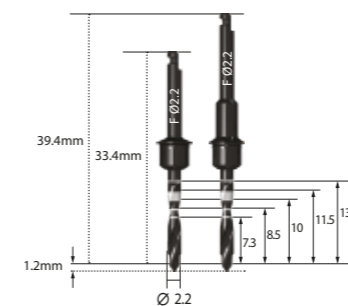
• Point Drill



• Lindemann Drill



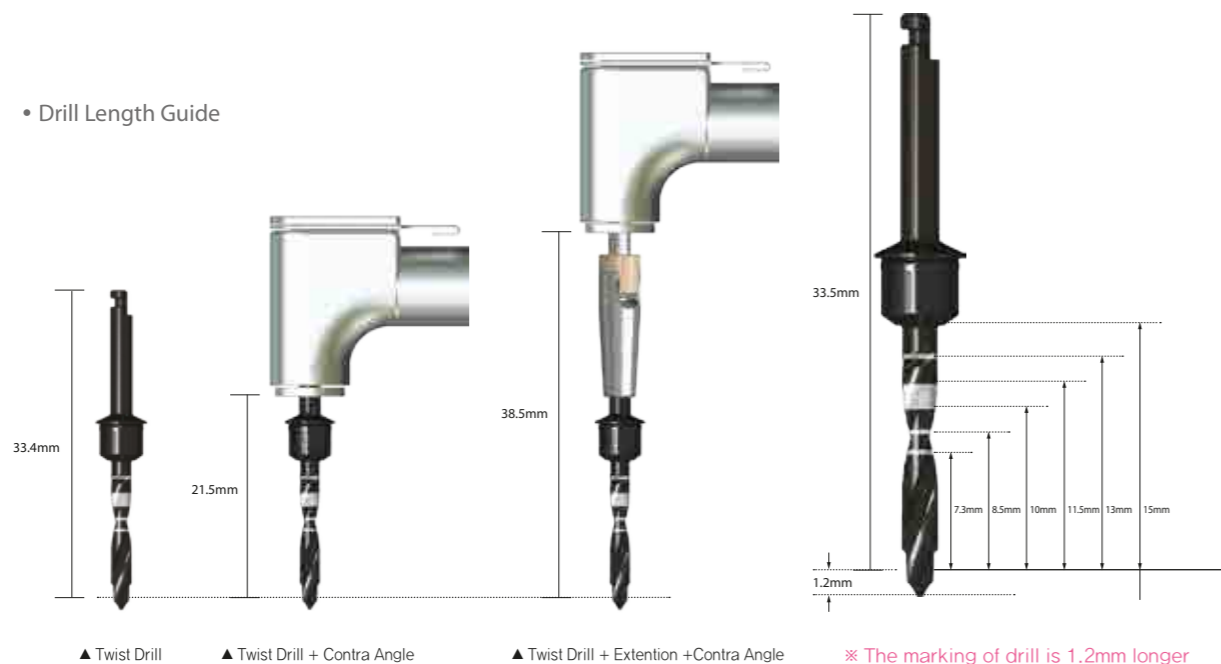
• Initial Drill



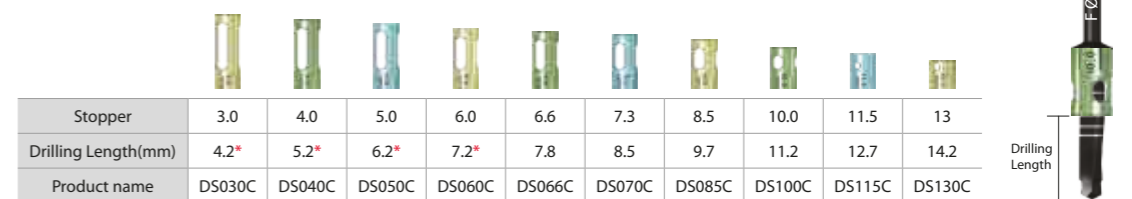
• Twist Drill



• Drill Length Guide



• Stopper



*Only Stopper included. Please order Stopper holder(DSHC) separately.
 * Not included. Separately Purchasable

Neo Master Kit Components

• Cortical Tap (IS-II active)

Diameter	Product name
Ø3.5	CT38S08*
Ø4.0	CT43S08*
Ø4.5	CT45S08*
Ø5.0	CT50S08*

* Optional

• Cortical Tap (IS-III / IT-III active)

Diameter	Product name
Ø3.5	CT38S09*
Ø4.0	CT43S09*
Ø4.5	CT45S09*
Ø5.0	CT50S09*

* Optional

• Cortical Long Tap

Dia meter	Product name	
	IS-III, IT-III	IS-II, EB-II
Ø3.5	ISTD38L*	PTAP35FL*
Ø4.0	ISTD40L*	PTAP40FL*
Ø4.5	ISTD45L*	PTAP45FL*
Ø5.0	ISTD50L*	PTAP50FL*

* Not Included. Separately Purchasable.

• Connector

Length	Product name
Short	RC10
Long	RC15

• IS Fixture Driver

Type	Product name
Ratchet (Short)	ISFD10R*
Ratchet (Long)	ISFD15R*
Contra Angle (Short)	ISFD05C*
Contra Angle (Long)	ISFD05CL*

* Optional

• IT Fixture Driver

Type	Product name
Ratchet (Short)	ITFDO31RS*
Ratchet (Long)	ITFDO31RL*
Contra Angle (Short)	ITFDO31S*
Contra Angle (Long)	ITFDO31L*

* Optional

• MD Spacer

Diameter	Product name
Ø4.0	MDS4025
Ø7.0	MDS7030
Ø8.0	MDS8030

* Only stopper included. Please order MD Spacer holder(MDSH) separately.

• MD Parallel Pin

Diameter	Product name
Ø4.0 / Ø5.0	MDPP4050
Ø6.0 / Ø7.0	MDPP6070
Ø8.0 / Ø9.0	MDPP8090

Neo Master Kit Components

• Direction Pin

Diameter	Product name
Ø3.6	DP36
Ø4.5	DP45

• Cortical Drill

Diameter	Product name
Ø3.5	CD38*
Ø4.0	CD43*
Ø4.5	CD45*
Ø5.0	CD50*

* Optional

• EB Fixture Driver

Type	Hex	Product name
Narrow	2.4	EBFDH24*
Regular/Wide(3i)	2.7	EBFDH27*
Wide(Brenemark)	3.4	EBFDH34*

* Not Included. Separately Purchasable.

• Drill Extension

Product name	DE01
--------------	------

• Hex Driver

Length(mm)	Hex	Product name
10	1.2	HD1210S
15		HD1215S
10	0.9	HD0910*
15		HD0910S*

* Not Included. Separately Purchasable.

• Torque Ratchet

Product name	TW60
--------------	------

• Driver Holder & Depth Gauge

Product name	DHDG
--------------	------

Neo Master Kit Components


S-Narrow Surgical Drill



Diameter	Product name
Ø2.2	TSDS22CL*
Ø2.7	TSD27CL*

* Not Included. Separately Purchasable.

S-Narrow Cortical Tap



Diameter	Product name
Ø3.2	CT32S09*

* Not Included. Separately Purchasable.

S-Narrow Drill Stopper



Length(mm)	8.5	10	11.5	13
Product name	DS085CS*	DS100CS*	DS115CS*	DS130CS*

* Please order Stopper holder(DSHCS) separately

* Not Included. Separately Purchasable.

S-Narrow Fixture Driver



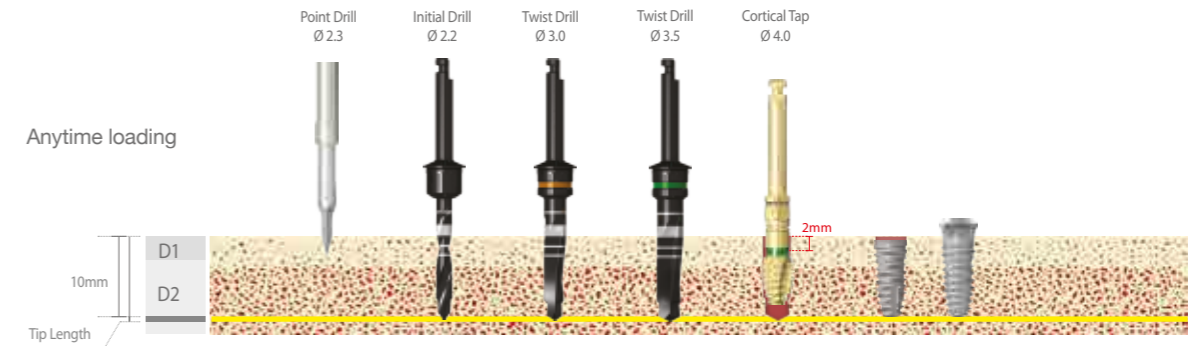
Type	Product name
Contra Angle	ISFDSNCL*

* Not Included. Separately Purchasable.

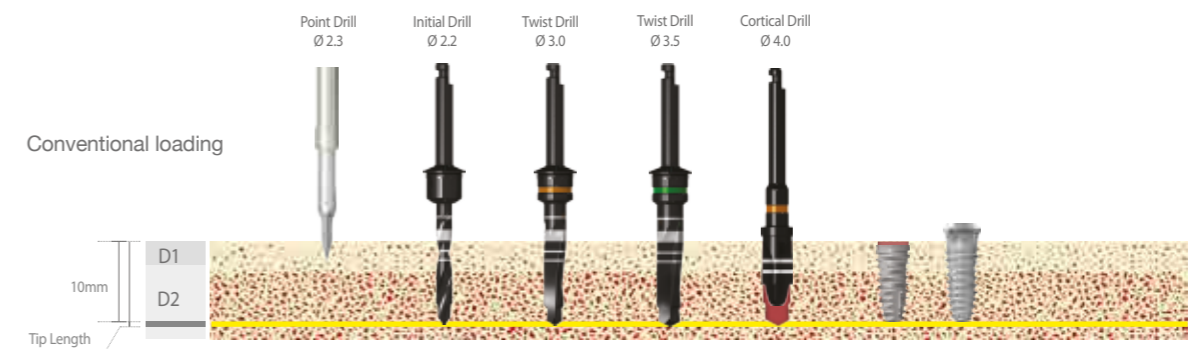
Neo Master Kit – Drilling Sequence

Drilling Speed & Torque

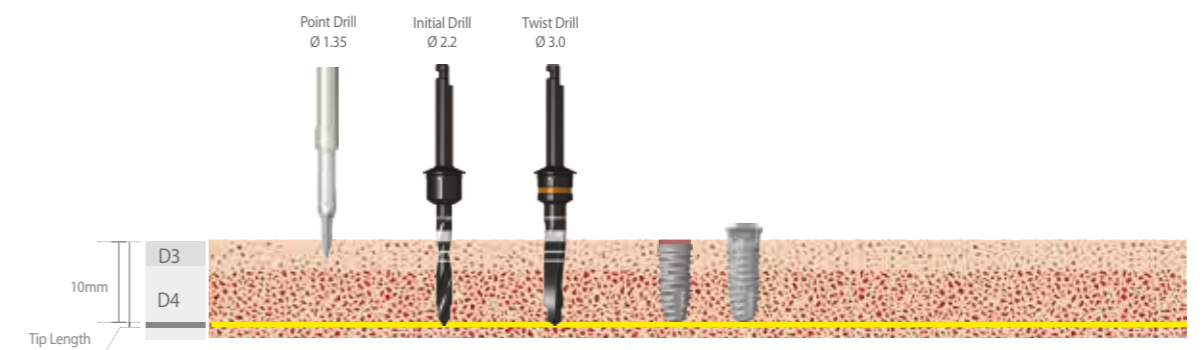
- Point Drill, Initial Drill, Twist Drill : 1,200rpm / 35~45Ncm
- Cortical Tap : 50rpm / 50Ncm
- IS-III active(IT-III active) Fixture Ø4.0 X 10mm (D1/D2 bone)



IS-III active(IT-III active) Fixture Ø4.0 X 10mm (D1/D2 bone)

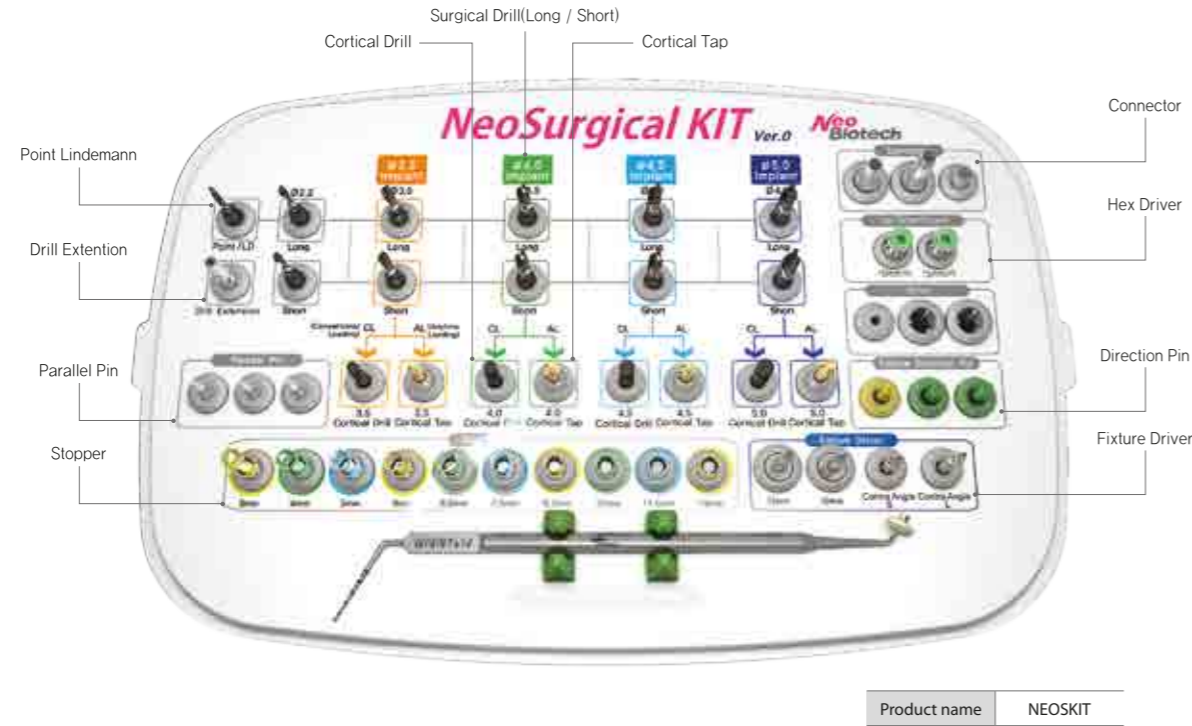


IS-III active(IT-III active) Fixture Ø4.0 X 10mm (D3/D4 bone)



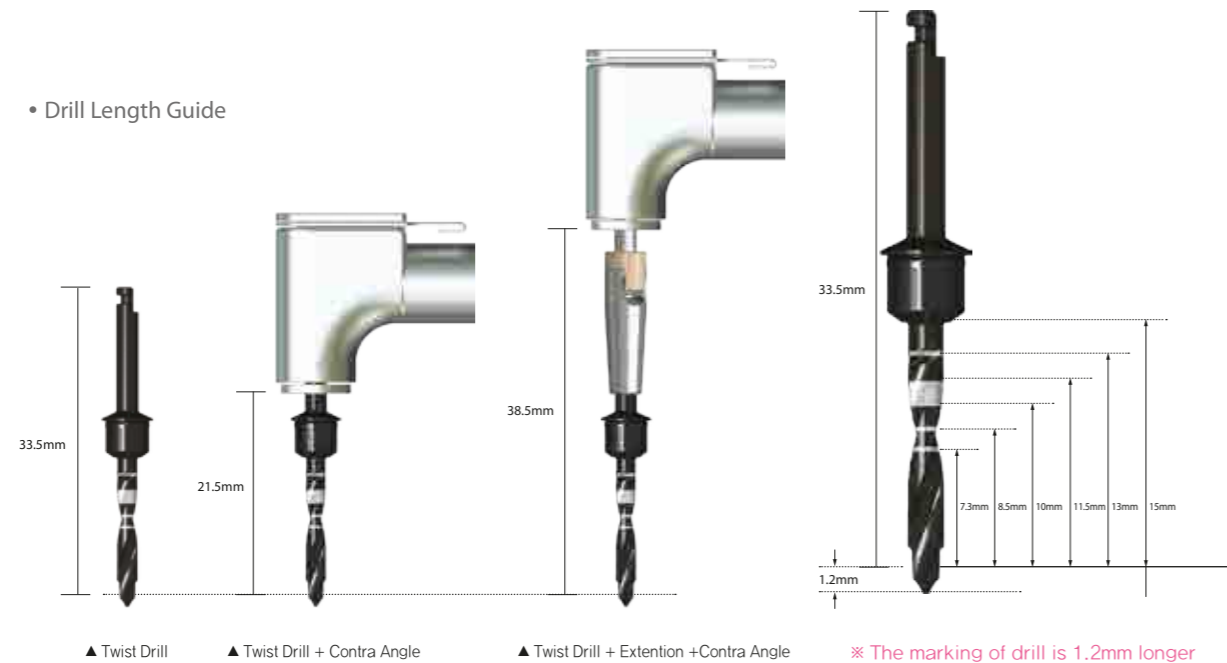
Neo Surgical Kit

This kit can be used to perform implant surgery for IS-III active (Ø3.5~Ø5.0)
 For S-Narrow(diameter Ø3.2)·S-Wide(diameter Ø5.5~Ø6.0) implant surgery, S-Narrow·S-Wide Kit additionally required



Product name NEOSKIT

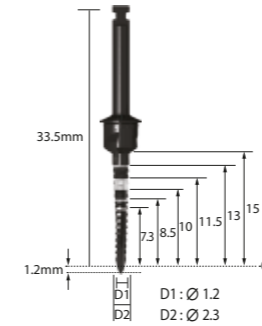
• Drill Length Guide



※ The marking of drill is 1.2mm longer than that of fixture length

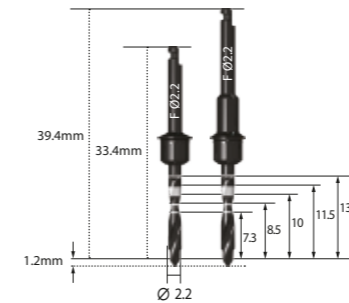
Neo Surgical Kit

• Point Lindemann Drill



Diameter	Product name
Ø2.3	LDS23CS

• Initial Drill



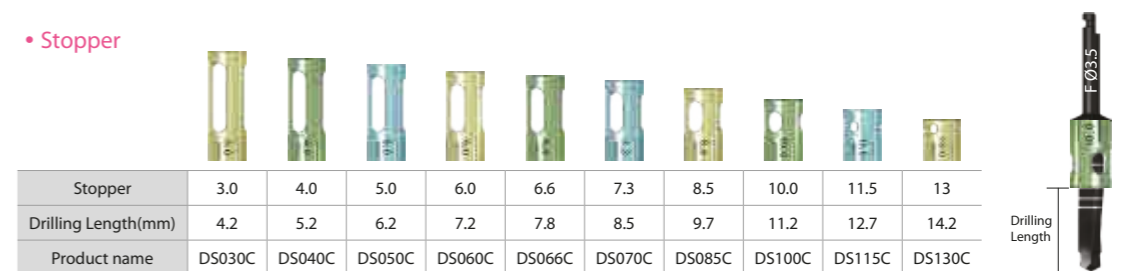
Diameter	Type	Product name
Ø2.2	Short	TSD22CS
Ø2.2	Long	TSD22CL

• Twist Drill



Diameter	Type	Product name
Ø3.0	Short	TSD30CS
Ø3.0	Long	TSD30CL
Ø3.5	Short	TSD35CS
Ø3.5	Long	TSD35CL
Ø4.0	Short	TSD40CS
Ø4.0	Long	TSD40CL
Ø4.5	Short	TSD45CS
Ø4.5	Long	TSD45CL

• Stopper

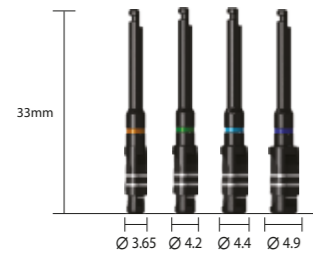


Stopper	3.0	4.0	5.0	6.0	6.6	7.3	8.5	10.0	11.5	13
Drilling Length(mm)	4.2	5.2	6.2	7.2	7.8	8.5	9.7	11.2	12.7	14.2
Product name	DS030C	DS040C	DS050C	DS060C	DS066C	DS070C	DS085C	DS100C	DS115C	DS130C

* Only stopper included. Please order Stopper holder(DSHC) separately.

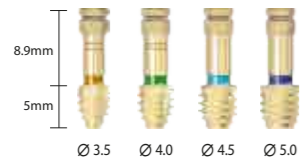
Neo Surgical Kit

• Cortical Drill



Diameter	Product name
Ø3.65	ISCD35F
Ø4.2	ISCD40F
Ø4.4	ISCD45F
Ø4.9	ISCD50F


• Cortical Tap (0.9 Pitch)



Diameter	Product name
Ø3.5	ISTD38S
Ø4.0	ISTD43S
Ø4.5	ISTD45S
Ø5.0	ISTD50S

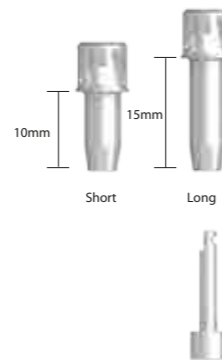
* Only stopper included.
Please order Stopper holder(SGPTSH) separately.

• IS Fixture Driver



Length	Product name
Ratchet (Short)	ISFD10R
Ratchet (Long)	ISFD15R
Contra Angle (Short)	ISFD05C
Contra Angle (Long)	ISFD05CL

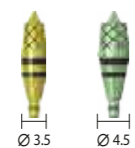
• Connector



Ratchet	
Length	Product name
Short	RC10
Long	RC15

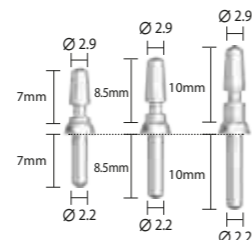
Contra Angle	
Product name	CAA00

• Direction Pin



Diameter	Product name
Ø 3.5	DPIS35C
Ø 4.5	DPIS45C


• Parallel Pin



Length	Product name
7.0 mm	PP07F
8.5 mm	PP08F
10.0 mm	PP10F

Neo Surgical Kit

• Hex Driver



Length	Product name
10mm	HD1210S
15mm	HD1215S

• Drill Extension



Product name	DE01
--------------	------

• Torque Ratchet



Product name	TW60
--------------	------

• Driver Holder & Depth Gauge



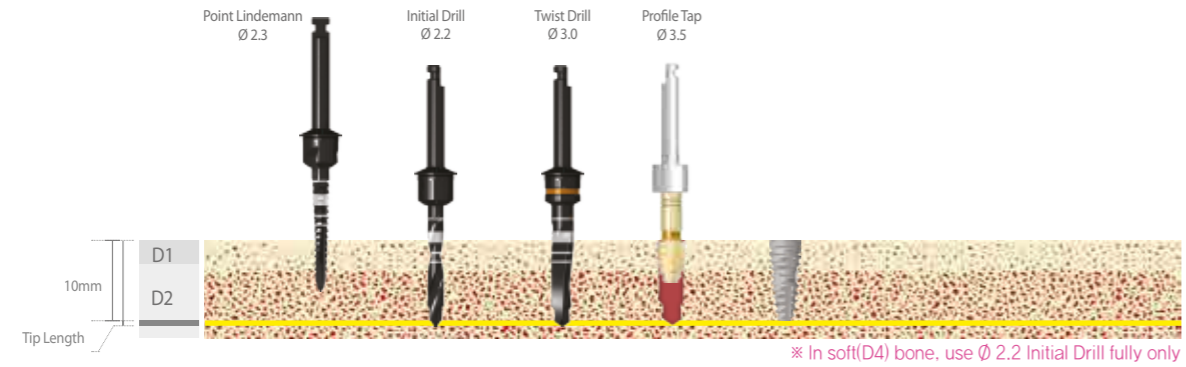
Product name	DHDG
--------------	------

Neo Surgical Kit - IS-III active Drilling Sequence


Drilling Speed & Torque

- Point Lindemann, Initial Drill, Twist Drill : 1,200rpm / 35~45Ncm
- Cortical Tap / Profile Tap : 50rpm / 50Ncm
- Cortical Drill : 1,200rpm / 35~45Ncm (Conventional Loading case)


• IS-III active Fixture Ø3.5 X 10mm (D1/D2 bone)




• IS-III active Fixture Ø4.0 X 10mm (D1/D2 bone)



• IS-III active Fixture Ø4.5 X 10mm (D1/D2 bone)



• IS-III active Fixture Ø5.0 X 10mm (D1/D2 bone)



IS Full Kit

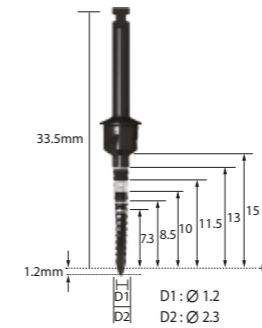
This kit can be used to perform implant surgery for IS-II active (Ø3.5~Ø5.0)
 For S-Wide(diameter Ø5.5~Ø6.0) implant surgery, S-Wide Kit additionally required



Product name ISFKIT

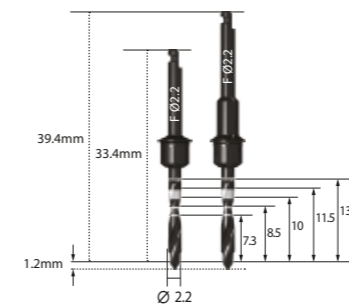
IS Full Kit Components

• Point Lindemann Drill



Diameter	Product name
Ø2.3	LDS23C

• Initial Drill



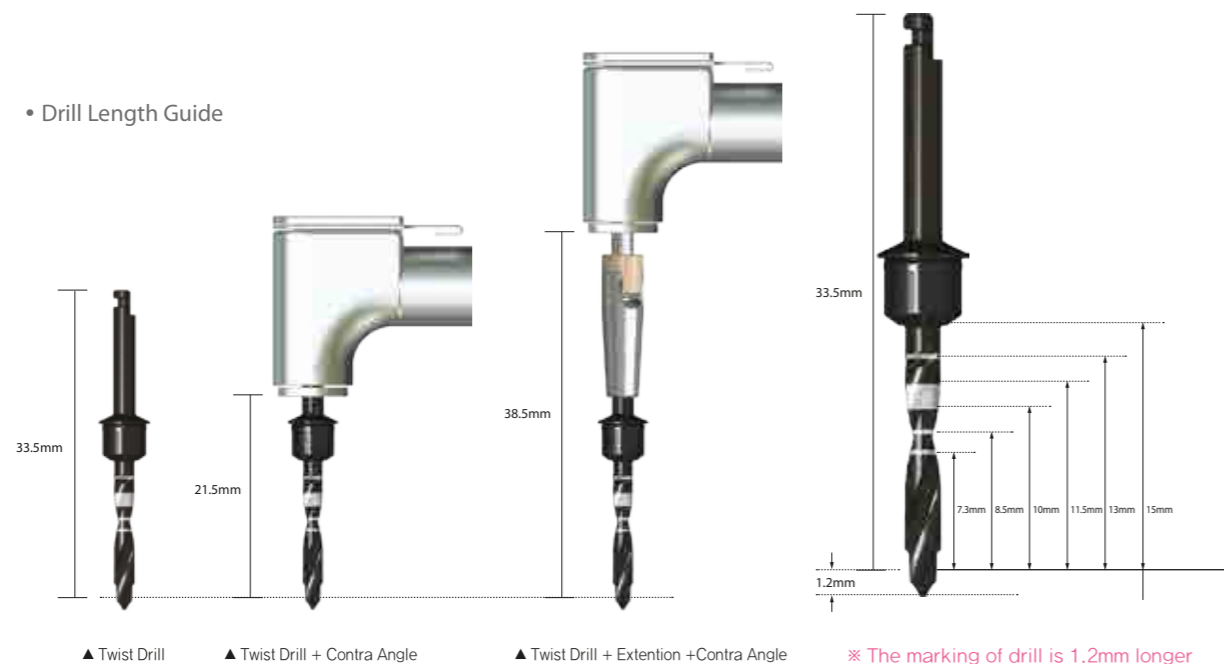
Diameter	Type	Product name
Ø2.2	Short	TSD22CS
Ø2.2	Long	TSD22CL

• Twist Drill



Diameter	Type	Product name
Ø3.0	Short	TSD30CS
Ø3.0	Long	TSD30CL
Ø3.5	Short	TSD35CS
Ø3.5	Long	TSD35CL
Ø4.0	Short	TSD40CS
Ø4.0	Long	TSD40CL
Ø4.5	Short	TSD45CS
Ø4.5	Long	TSD45CL

• Drill Length Guide



※ The marking of drill is 1.2mm longer than that of fixture length

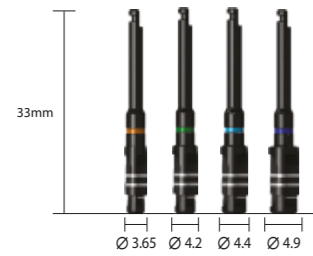
• Stopper

Stopper	3.0	4.0	5.0	6.0	6.6	7.3	8.5	10.0	11.5	13
Drilling Length(mm)	4.2	5.2	6.2	7.2	7.8	8.5	9.7	11.2	12.7	14.2
Product name	DS030C	DS040C	DS050C	DS060C	DS066C	DS070C	DS085C	DS100C	DS115C	DS130C

* Only stopper included. Please order Stopper holder separately.

IS Full Kit Components

• Cortical Drill



Diameter	Product name
Ø3.65	ISCD35F
Ø4.2	ISCD40F
Ø4.4	ISCD45F
Ø4.9	ISCD50F


• Cortical Tap (0.8 Pitch)



Diameter	Product name
Ø3.5	PTAP35FS
Ø4.0	PTAP40FS
Ø4.5	PTAP45FS
Ø5.0	PTAP50FS

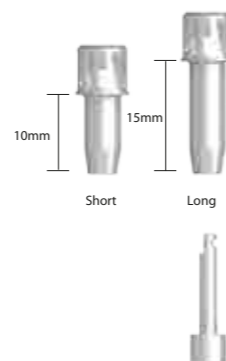
* Only stopper included.
Please order Tap holder(SGPTSH) separately.

• IS Fixture Driver



Length	Product name
Ratchet (Short)	ISFD10R
Ratchet (Long)	ISFD15R
Contra Angle (Short)	ISFD05C
Contra Angle (Long)	ISFD05CL

• Connector



Ratchet	
Length	Product name
Short	RC10
Long	RC15

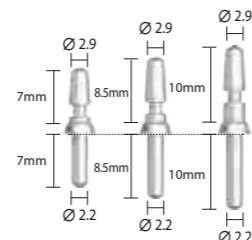
Contra Angle	
Product name	CAA00

• Direction Pin



Diameter	Product name
Ø 3.5	DPIS35C
Ø 4.5	DPIS45C


• Parallel Pin



Length	Product name
7.0 mm	PP07F
8.5 mm	PP08F
10.0 mm	PP10F

IS Full Kit Components

• Hex Driver



Length	Product name
10mm	HD1210S
15mm	HD1215S

• Drill Extension



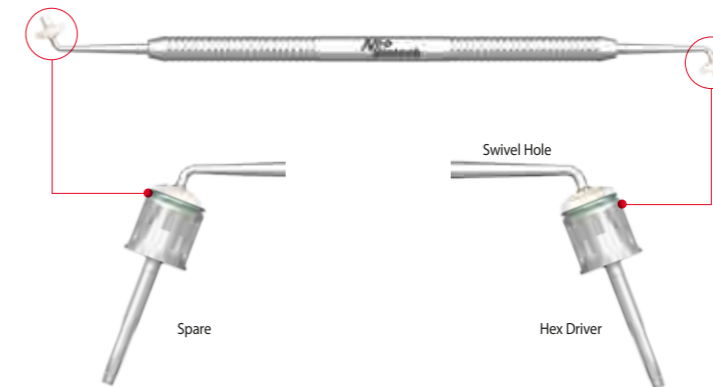
Product name	DE01
--------------	------

• Torque Ratchet



Product name	TW60
--------------	------

• Driver Holder



Product name	DH02
--------------	------

• Depth gauge



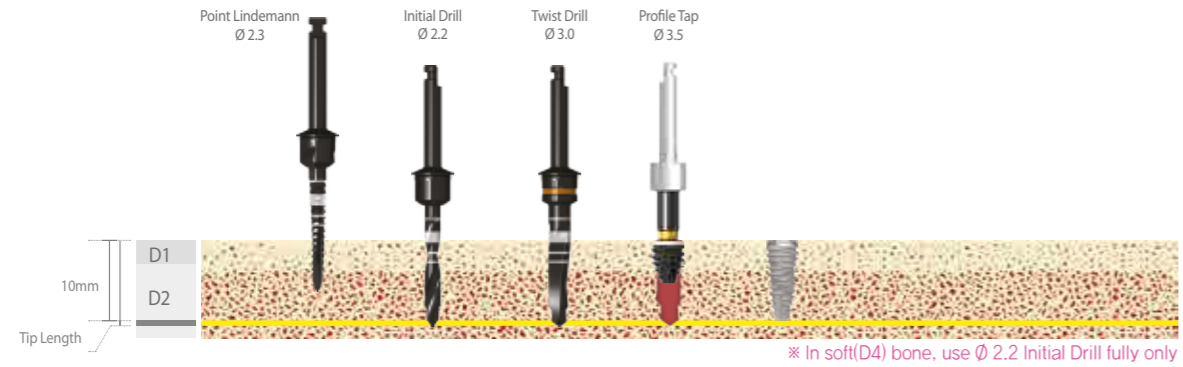
Product name	DG17
--------------	------

IS Full Kit - IS-II active, IS-II Drilling Sequence

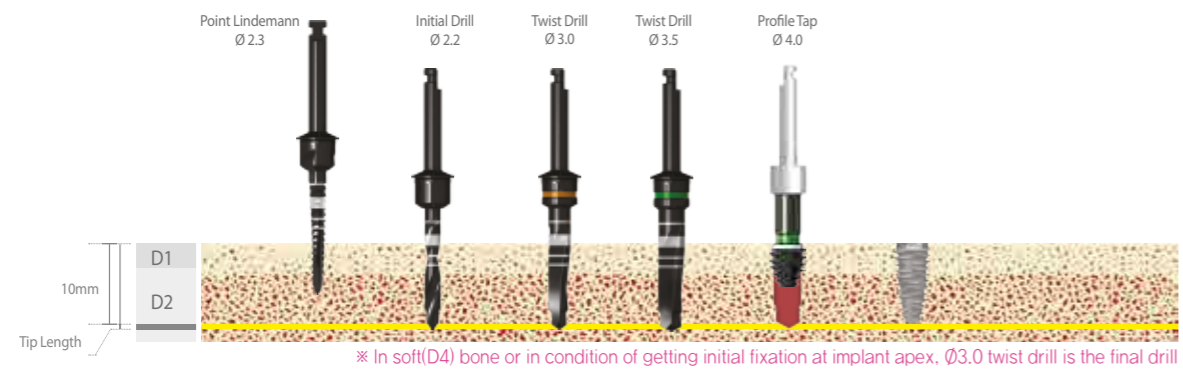
Drilling Speed & Torque

- Point Lindemann, Initial Drill, Twist Drill : 1,200rpm / 35~45Ncm
- Cortical Tap / Profile Tap : 50rpm / 50Ncm
- Cortical Drill : 1,200rpm / 35~45Ncm (Conventional Loading case)

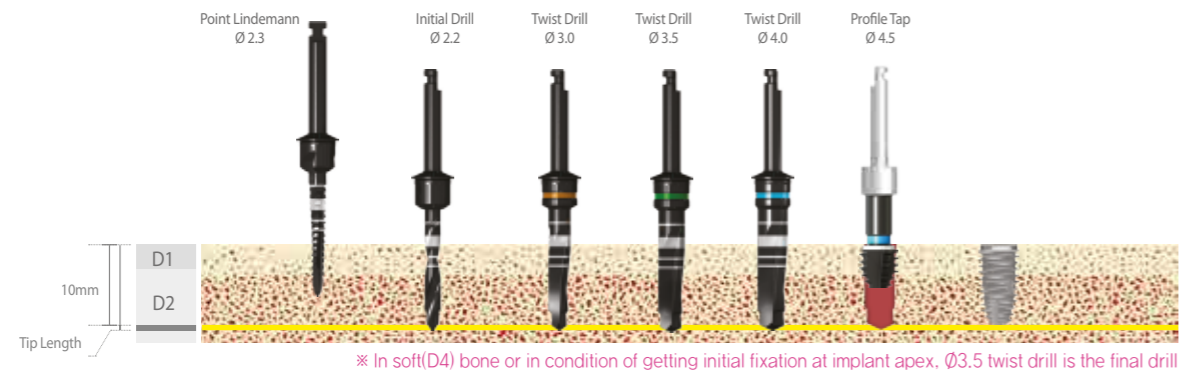
• IS-II active Fixture Ø3.5 X 10mm (D1/D2 bone)



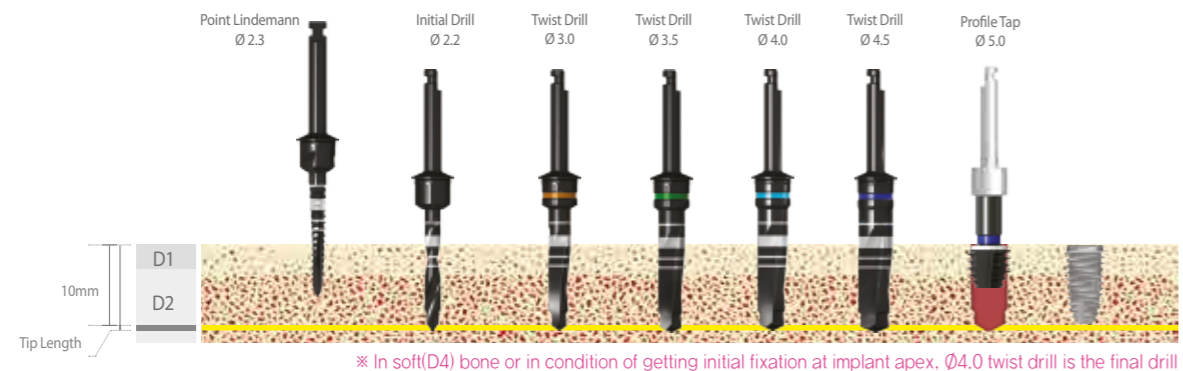
• IS-II active Fixture Ø4.0 X 10mm (D1/D2 bone)



• IS-II active Fixture Ø4.5 X 10mm (D1/D2 bone)

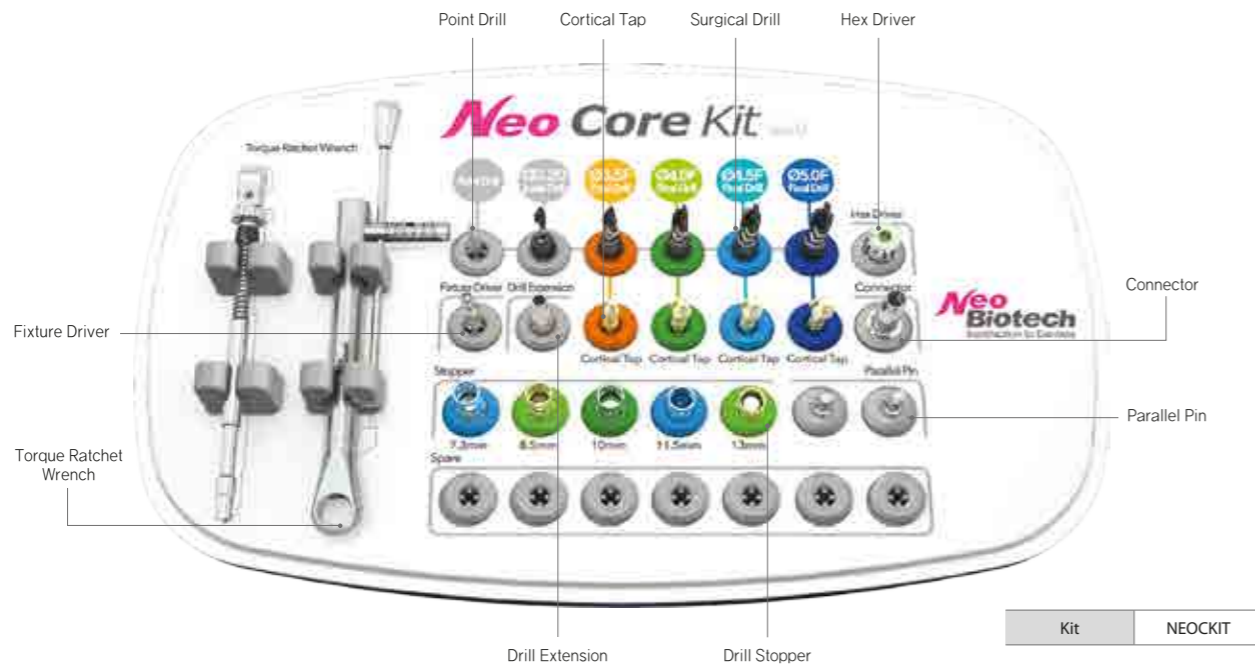


• IS-II active Fixture Ø5.0 X 10mm (D1/D2 bone)



Neo Core Kit

Simple Surgical Kit for IS-III active.



Kit	NEOCKIT
-----	---------

• Point Drill




Diameter	Ø1.35
Product name	PD13

• Twist Drill



Diameter	Product name
Ø2.2	TSD22CL
Ø3.0	TSD30CL
Ø3.5	TSD35CL
Ø4.0	TSD40CL
Ø4.5	TSD45CL

• Cortical Tap (IS-II active)



Diameter	Product name
Ø3.5	CT38S08*
Ø4.0	CT43S08*
Ø4.5	CT45S08*
Ø5.0	CT50S08*

* Optional

• Cortical Tap (IS-III/IT-III active)



Diameter	Product name
Ø3.5	CT38S09*
Ø4.0	CT43S09*
Ø4.5	CT45S09*
Ø5.0	CT50S09*

* Optional

• Cortical Drill



Diameter	Product name
Ø3.5	CD38*
Ø4.0	CD43*
Ø4.5	CD45*
Ø5.0	CD50*

* Optional

• IS Fixture Driver



Product name	ISFD05C
--------------	---------

Neo Core Kit

Simple Surgical Kit for IS-III active.

• Parallel Pin



Product name	PP08F
	PP10F

• Drill Extension



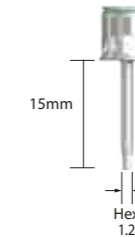
Product name	DE01
--------------	------

• Ratchet Connector



Product name	RC15
--------------	------

• 1.2 Hex Driver



Product name	HD1215S
--------------	---------

• Torque Ratchet Wrench



Product name	TW60
--------------	------

• Drill Stopper

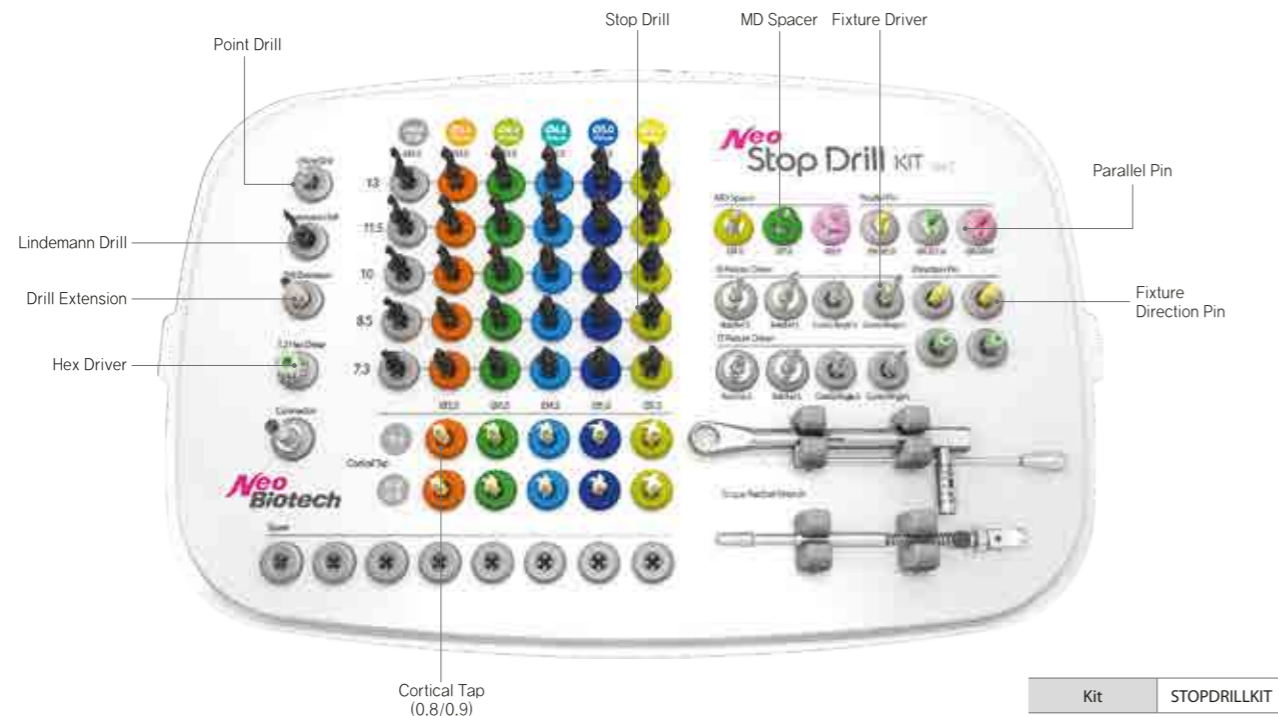


Length(mm)	7.3mm	8.5mm	10.0mm	11.5mm	13.0mm
Product name	DS070C	DS085C	DS100C	DS115C	DS130C

*Only Stopper included. Please order Stopper holder(DSHC) separately.

Neo Stop Drill Kit

Stop drills are stopper integrated surgical drills. Full drill line-up per length and diameter maximize convenience and requires no need of additional stopper installation.



Neo Stop Drill Kit Component

• Point Drill



Diameter	Ø1.35
Product name	PD13

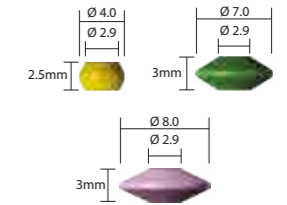
• Lindemann Drill



Diameter	Ø2.3
Product name	LDS23CS*

* Not Included. Separately Purchasable.

• MD Spacer



Diameter	Product name
Ø4.0	MDS4025
Ø7.0	MDS7030
Ø8.0	MDS8030

* Only stopper included. Please order MD Spacer holder(MDSH) separately.

• Stop Drill



Diameter Ø2.2	Product name
7.3	TSD2207F3
8.5	TSD2208F3
10.0	TSD2210F3
11.5	TSD2211F3
13.0	TSD2213F3



Diameter Ø4.0	Product name
7.3	TSD4007F3
8.5	TSD4008F3
10.0	TSD4010F3
11.5	TSD4011F3
13.0	TSD4013F3



Diameter Ø3.0	Product name
7.3	TSD3007F3
8.5	TSD3008F3
10.0	TSD3010F3
11.5	TSD3011F3
13.0	TSD3013F3



Diameter Ø4.5	Product name
7.3	TSD4507F3
8.5	TSD4508F3
10.0	TSD4510F3
11.5	TSD4511F3
13.0	TSD4513F3



Diameter Ø3.5	Product name
7.3	TSD3507F3
8.5	TSD3508F3
10.0	TSD3510F3
11.5	TSD3511F3
13.0	TSD3513F3



Diameter Ø5.0	Product name
7.3	TSD5007F3*
8.5	TSD5008F3*
10.0	TSD5010F3*
11.5	TSD5011F3*
13.0	TSD5013F3*

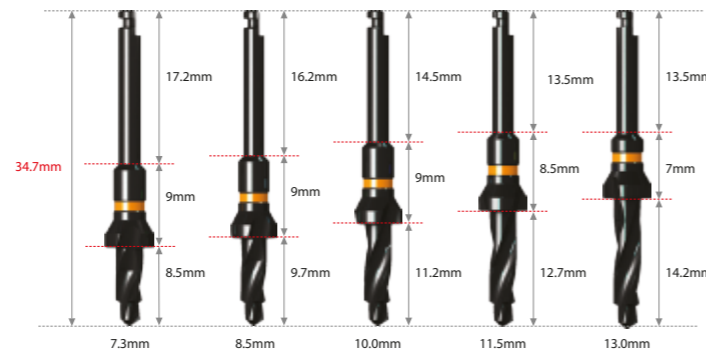
* Not Included. Separately Purchasable.

• Features of Stop drill



Dual stage Design on Cutting Edge

- Ø2.2 / Ø3.0 / Ø3.5 : 2 stage
- Ø4.0 / Ø4.5 / Ø5.0 : 3 stage
- Dual stage type drill to avoid bouncing while drilling
- Useful for under-drilling technique



▲ The entire length of the drill is 34.7mm / Drill tip is 1.2mm

Neo Stop Drill Kit Component

• Cortical Tap (IS-II active)

* Optional	
Diameter	Product name
Ø3.5	CT38S08*
Ø4.0	CT43S08*
Ø4.5	CT45S08*
Ø5.0	CT50S08*
Ø5.5	CT55S08**

** Not Included. Separately Purchasable.

• Cortical Tap (IS-III / IT-III active)

* Optional	
Diameter	Product name
Ø3.5	CT38S09*
Ø4.0	CT43S09*
Ø4.5	CT45S09*
Ø5.0	CT50S09*
Ø5.5	CT55S09**

** Not Included. Separately Purchasable.

• Cortical Long Tap

Dia meter	Product name	
	IS-III, IT-III	IS-II, EB-II
Ø3.5	ISTD38L*	PTAP35FL*
Ø4.0	ISTD40L*	PTAP40FL*
Ø4.5	ISTD45L*	PTAP45FL*
Ø5.0	ISTD50L*	PTAP50FL*
Ø5.5	ISTD55L*	PTAP55FL*

** Not Included. Separately Purchasable.

• Connector

Length	Product name
Long	RC15

• IS Fixture Driver

Type	Product name
Ratchet (Short)	ISFD10R*
Ratchet (Long)	ISFD15R*
Contra Angle (Short)	ISFD05C*
Contra Angle (Long)	ISFD05CL*

• IT Fixture Driver

Type	Product name
Ratchet (Short)	ITFDO31RS*
Ratchet (Long)	ITFDO31RL*
Contra Angle (Short)	ITFDO31S*
Contra Angle (Long)	ITFDO31L*

* Optional

• Cortical Drill

* Optional	
Diameter	Product name
Ø3.5	CD38*
Ø4.0	CD43*
Ø4.5	CD45*
Ø5.0	CD50*
Ø5.5	CD55**

** Not Included. Separately Purchasable.

Neo Stop Drill Kit Component

• Direction Pin

Diameter	Product name
Ø3.6	DP36
Ø4.5	DP45

• MD Parallel Pin

Diameter	Product name
Ø4.0 / Ø5.0	MDPP4050
Ø6.0 / Ø7.0	MDPP6070
Ø8.0 / Ø9.0	MDPP8090

• Hex Driver

Product name	Product name
	HD1215S

• Drill Extension

Product name	Product name
	DE01

• Torque Ratchet

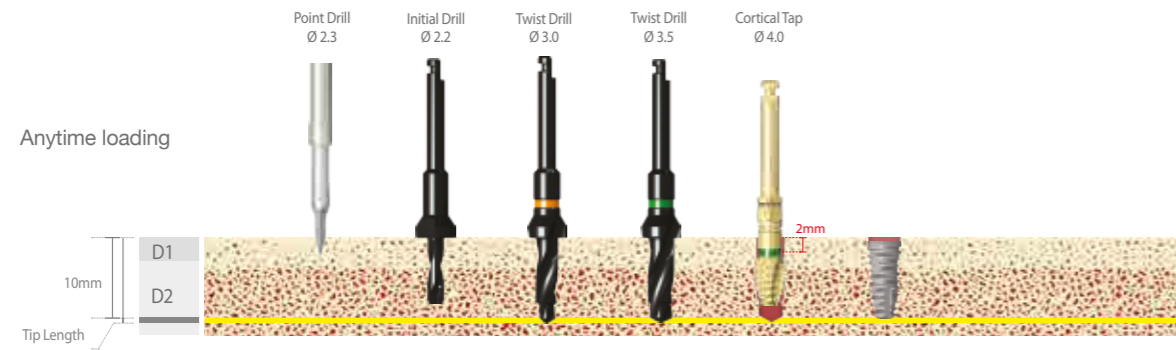
Product name	Product name
	TW60

• Driver Holder & Depth Gauge

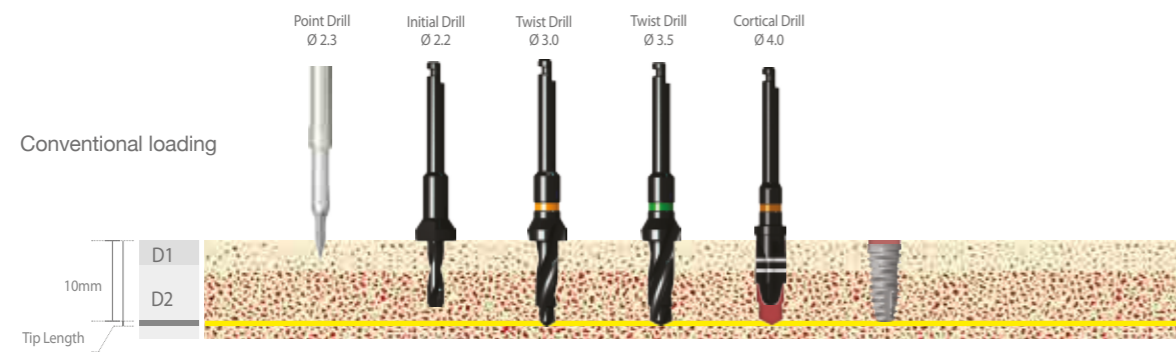
Product name	Product name
	DHDG

Neo Stop Drill Kit – Drilling Sequence

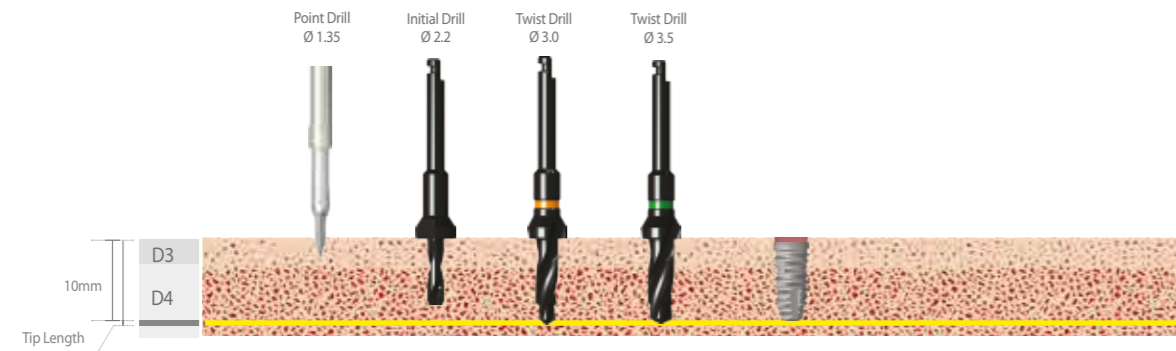
• IS-III active(IT-III active) Fixture $\varnothing 4.0$ X 10mm (D1/D2 bone)



• IS-III active(IT-III active) Fixture $\varnothing 4.0$ X 10mm (D1/D2 bone)

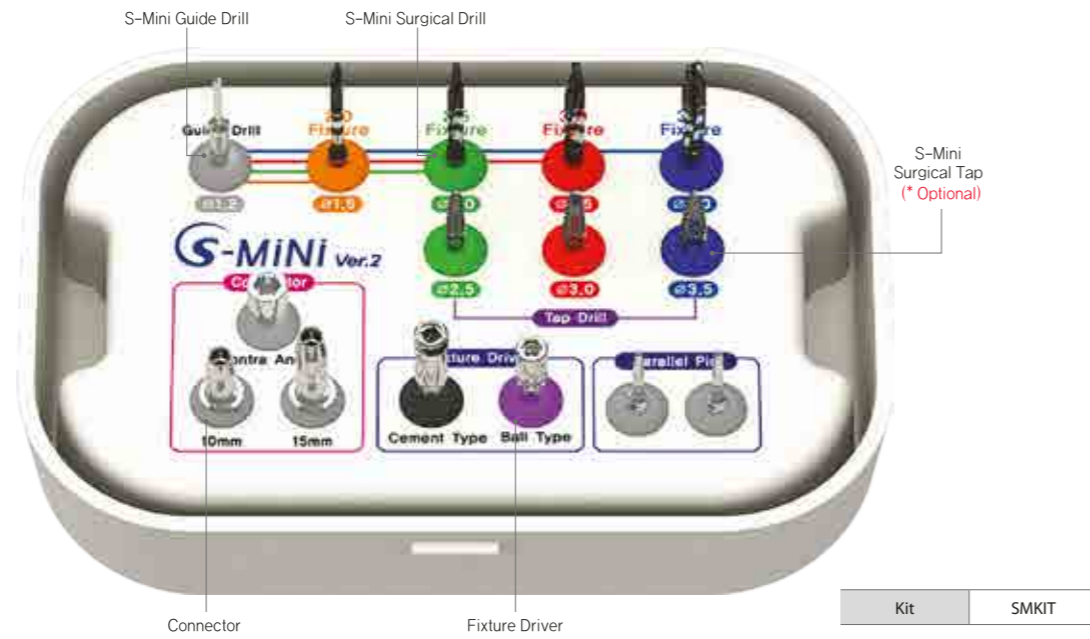


• IS-III active(IT-III active) Fixture $\varnothing 4.0$ X 10mm (D3/D4 bone)




S-Mini Kit

This kit can be used to perform implant surgery for S-Mini ($\varnothing 2.5\sim\varnothing 3.5$).




• S-Mini Guide Drill



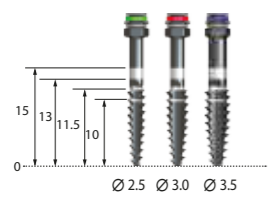
Product name	MGD12
--------------	-------

• S-Mini Twist Surgical Drill



Diameter	Product name
$\varnothing 1.5$	MSD15
$\varnothing 2.0$	MSD20
$\varnothing 2.5$	MSD25
$\varnothing 3.0$	MSD30


• S-Mini Surgical Tap



Diameter	Product name
$\varnothing 2.5$	MTD25*
$\varnothing 3.0$	MTD30*
$\varnothing 3.5$	MTD35*

* Not Included. Separately Purchasable.

• Connector



Length	Product name
Ratchet (Short)	RC10*
Ratchet (Long)	RC15
Contra Angle	CAA00

* Not Included. Separately Purchasable.

• Fixture Driver



Type	Product name
Cement	ISQD20
Ball	BADH24

• Parallel Pin



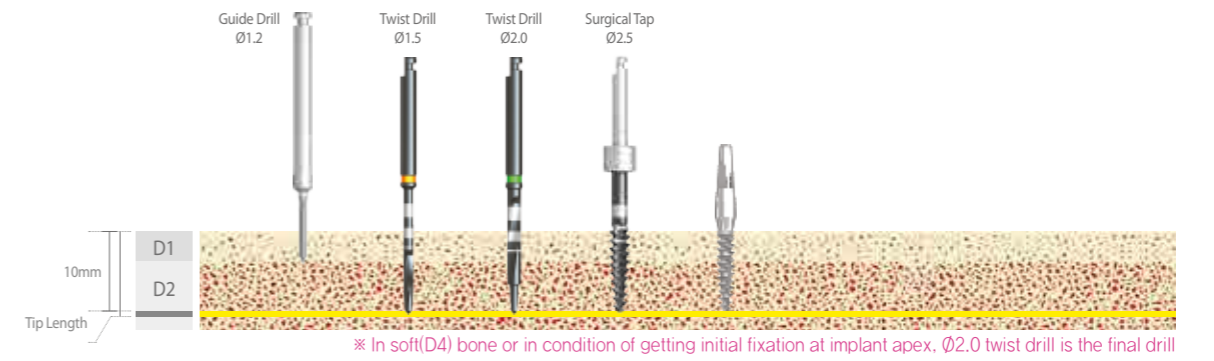
Product name	MPP10
--------------	-------

S-Mini Kit - Drilling Sequence

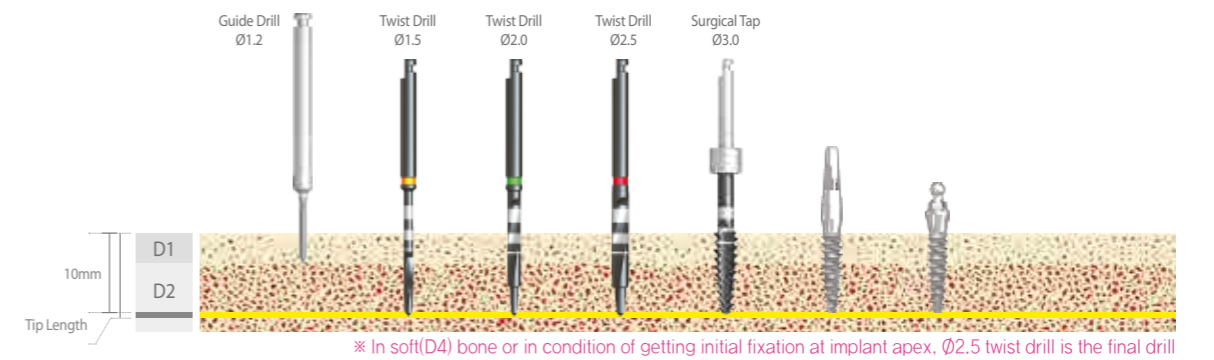
Drilling Speed & Torque

- Pguide Drill, Twist Drill : 1,200rpm / 35~45Ncm
- Tap Drill : 50rpm / 50Ncm

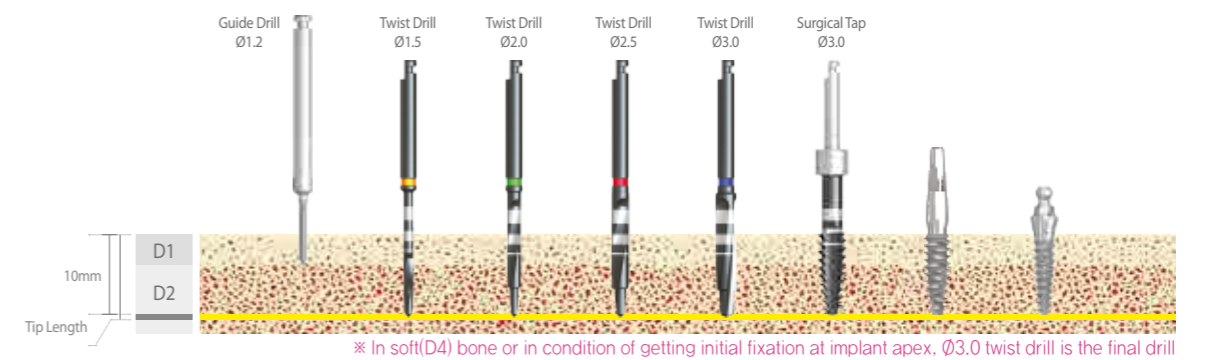
• S-mini Fixture $\varnothing 2.5$ X 10mm (D1/D2 bone)



• S-mini Fixture $\varnothing 3.0$ X 10mm (D1/D2 bone)

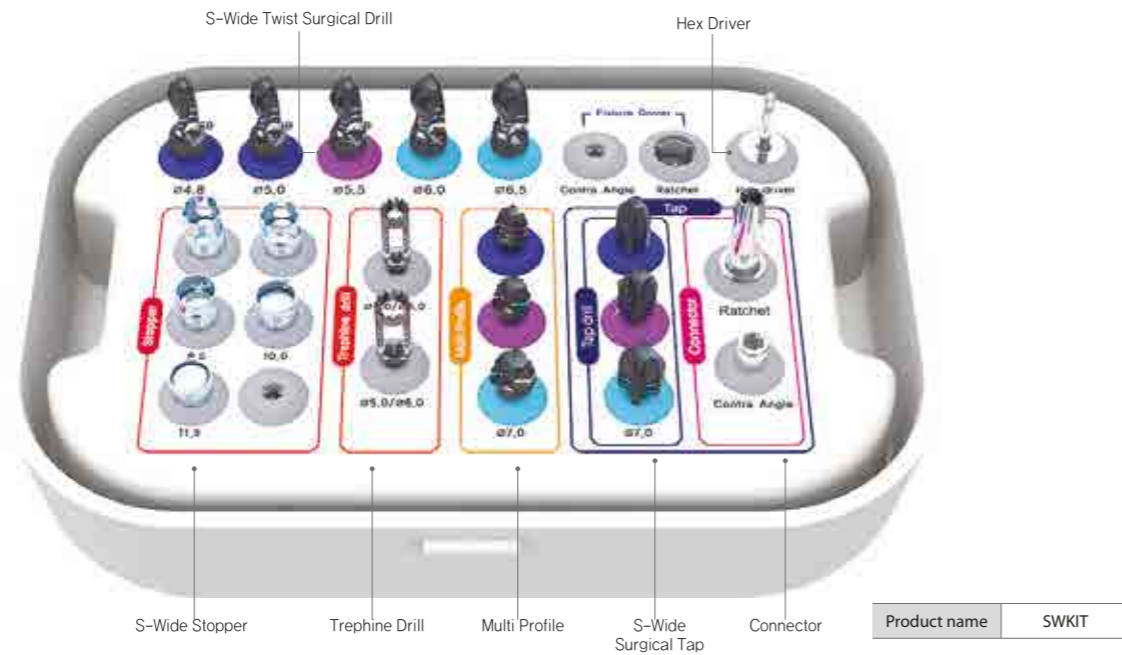


• S-mini Fixture $\varnothing 3.5$ X 10mm (D1/D2 bone)



S-Wide Kit

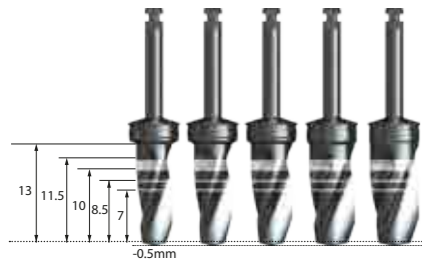
This kit can be used to perform implant surgery for IS-III active(Ø5.5~Ø6.0), IS-II active(Ø5.5~Ø7.0), IT-III active Wide neck (Ø5.5~Ø6.0), EB S-Wide(Ø5.5~Ø6.0).



Product name	SWKIT
--------------	-------




• S-Wide Twist Surgical Drill




Diameter	Product name
Ø4.8	TSD48
Ø5.0	TSD50
Ø5.5	TSD55
Ø6.0	TSD60
Ø6.5	TSD65

• S-Wide Multi Profile




Diameter	Product name
Ø5.5	MP55
Ø6.0	MP60
Ø7.0	MP70

• Trephine Drill



Diameter	Product name
Ø4.0 / Ø5.0	TB40
Ø5.0 / Ø6.0	TB50

• S-Wide Surgical Tap



Diameter	Product name
Ø5.5	TD55
Ø6.0	TD60
Ø7.0	TD70


• S-Wide Drill Stopper



Length(mm)	6.0	7.0	8.5	10.0	11.5
Product name	DSL060	DSL070	DSL085	DSL100	DSL115


* Only stopper included. Please order Stopper holder(DSHL) separately.

• Hex Driver



Type	Product name
1.2Hex	HD1212s

• Connector

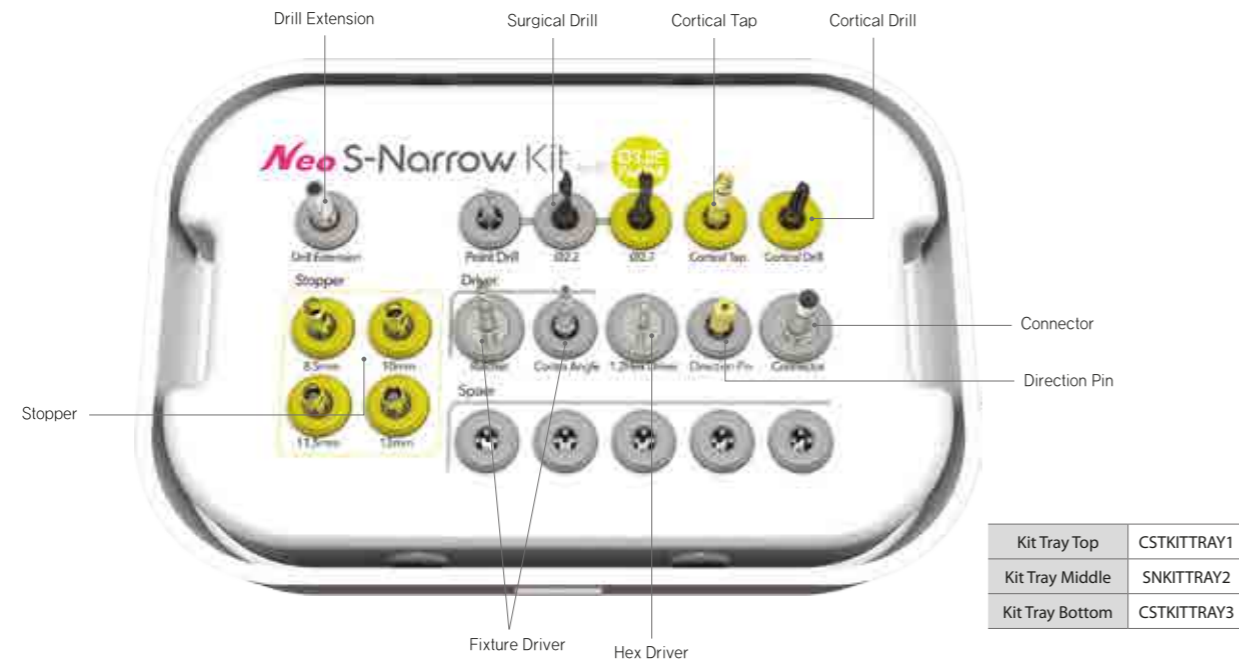


Type	Product name
Ratchet	RC10
Contra Angle	CAA00

S-Narrow Kit


This kit can be used to perform implant surgery for IS-III active(Ø3.2).

• All products are individual purchases.



Kit Tray Top	CSTKITTRAY1
Kit Tray Middle	SNKITTRAY2
Kit Tray Bottom	CSTKITTRAY3

• Point Drill



Diameter	Product name
Ø1.35	PD13

• Surgical Drill



Diameter	Product name
Ø2.2	TSD522CL
Ø2.7	TSD27CL

• Drill Stopper



Length(mm)	8.5	10	11.5	13
Product name	DS085CS	DS100CS	DS115CS	DS130CS

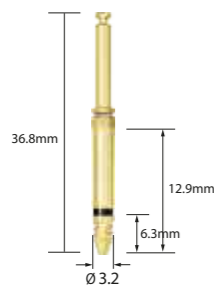
* Only stopper included. Please order Stopper holder(DSHCS) separately.

• Drill Extension



Product name	DE01
--------------	------

• Cortical Tap



Diameter	Product name
Ø3.2	CT32S09

• Cortical Drill



Diameter	Product name
Ø3.2	ISCD32

S-Narrow Kit

• Direction Pin




Diameter	Product name
Ø3.6	DP36

• Fixture Driver



Length	Product name
Ratchet	ISFDSNRL
Contra Angle	ISFDSNCL

• Hex Driver



Length	Product name
15mm	HD1215S

• Connector



Length	Product name
Long	RC15S

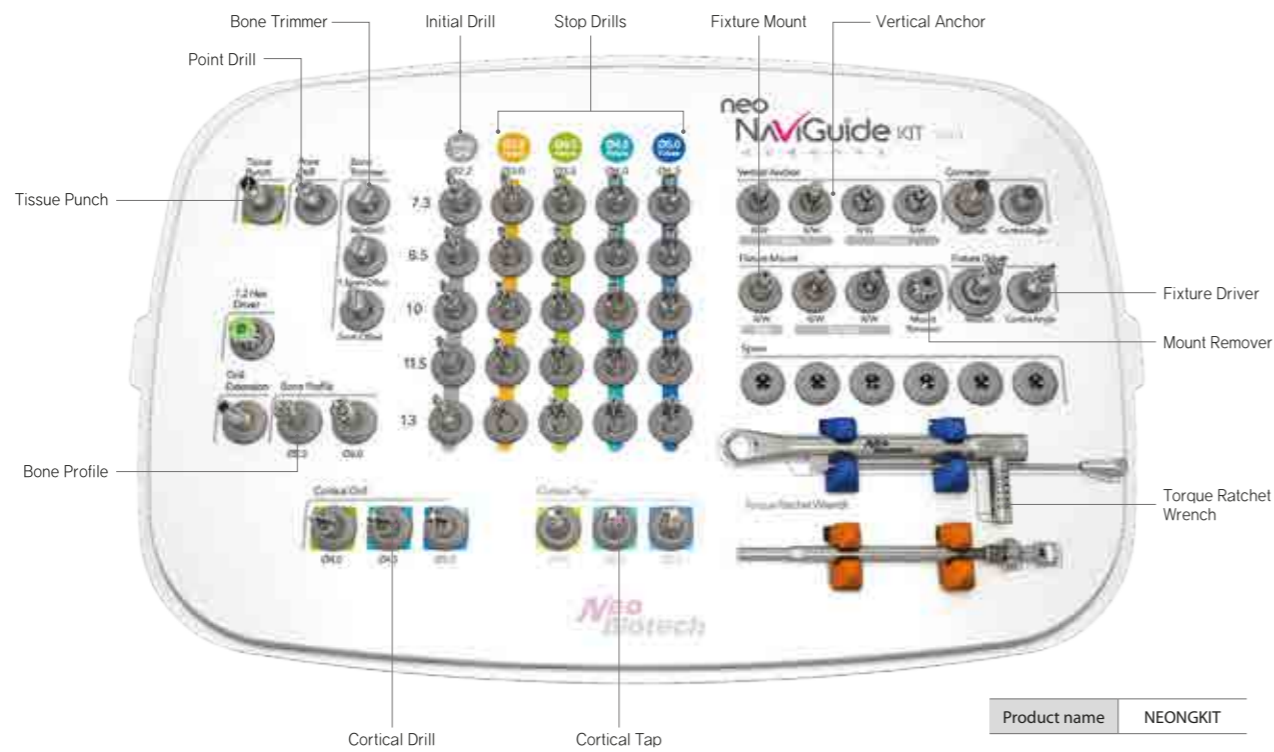
• Torque Ratchet



Product name	TW60
--------------	------

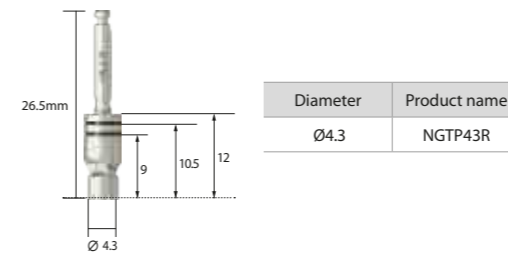
Neo NaviGuide Kit

This kit can be used to perform surgical guide implant surgery for IS-II active , IS-III active (Ø3.5~Ø5.0) For R/W sleeve , R/W C sleeve

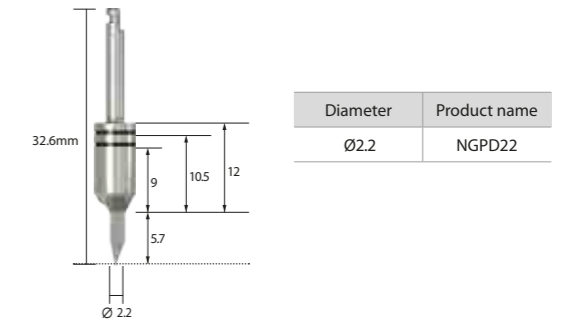


Neo NaviGuide Kit

• Tissue Punch



• Point Drill

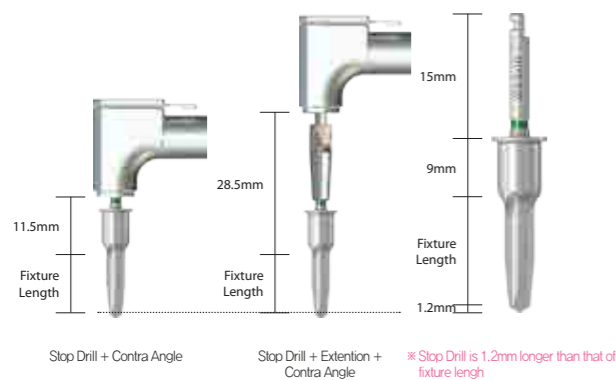


• Bone Trimmer

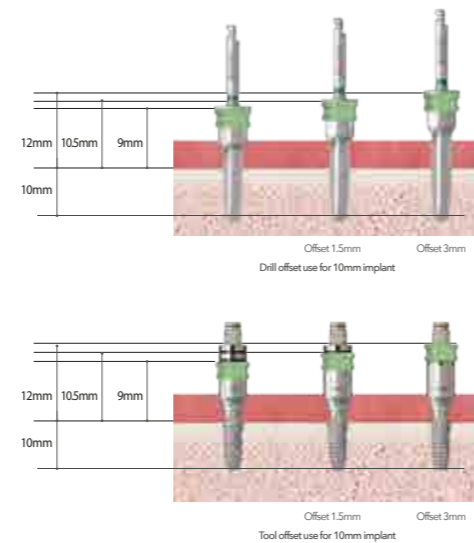


Diameter	Type	Product name
Ø5.1	Standard	NGBT00
Ø5.1	1.5mm offset	NGBT15
Ø5.1	3.0mm offset	NGBT30


• Drill Length Guide



• Sleeve Offset Guide



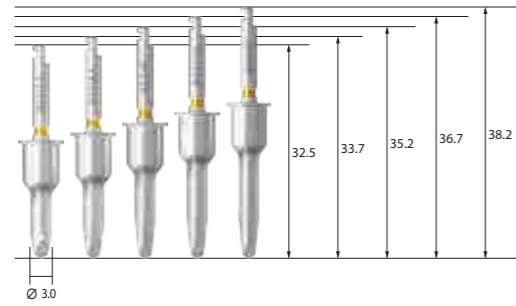
• Ø2.2 Initial Drill



Diameter	Length	Product name
Ø2.2	7.3	NGTWD2207
Ø2.2	8.5	NGTWD2208
Ø2.2	10	NGTWD2210
Ø2.2	11.5	NGTWD2211
Ø2.2	13	NGTWD2213


Neo NaviGuide Kit

• Ø3.0 Stop Drill




Diameter	Length	Product name
Ø3.0	7.3	NGTD3007
Ø3.0	8.5	NGTD3008
Ø3.0	10	NGTD3010
Ø3.0	11.5	NGTD3011
Ø3.0	13	NGTD3013

• Ø3.5 Stop Drill



Diameter	Length	Product name
Ø3.5	7.3	NGTD3507
Ø3.5	8.5	NGTD3508
Ø3.5	10	NGTD3510
Ø3.5	11.5	NGTD3511
Ø3.5	13	NGTD3513


• Ø4.0 Stop Drill



Diameter	Length	Product name
Ø4.0	7.3	NGTD4007
Ø4.0	8.5	NGTD4008
Ø4.0	10	NGTD4010
Ø4.0	11.5	NGTD4011
Ø4.0	13	NGTD4013

Neo NaviGuide Kit

• Ø4.5 Stop Drill



Diameter	Length	Product name
Ø4.5	7.3	NGTD4507
Ø4.5	8.5	NGTD4508
Ø4.5	10	NGTD4510
Ø4.5	11.5	NGTD4511
Ø4.5	13	NGTD4513

• Cortical Drill



Diameter	Product name
Ø4.2	NGCD40F
Ø4.4	NGCD45F
Ø4.9	NGCD50F

• Cortical Tap (IS-II Active)



Diameter	Product name
Ø4.0	NGISCT40R
Ø4.5	NGISCT45R
Ø5.0	NGISCT50W

Neo NaviGuide Kit

• Vertical Anchor



Type	Product name
In Bone	SGVABRW




Type	Product name
In Fixture	SGISVAFRW

• Fixture Mount



Type	Product name
Stop	SGISFARW



Type	Product name
No Stop	SGISFAN30

• Fixture Driver




Type	Product name
Ratchet	NGISFDR



Type	Product name
Contra Angle	NGISFDCA

Neo NaviGuide Kit

• Connector



Type	Product name
Ratchet	SGRC10



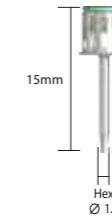
Type	Product name
Contra Angle	SGCAC00

• Mount Remover



Product name	Product name
SGFART20	

• Hex Driver



Product name	Product name
HD12155	

• Drill Extension



Product name	Product name
DE01	

• Bone Profile



Diameter	Product name
Ø5.5	ISBP55
Ø6.0	ISBP60

Neo NaviGuide Kit

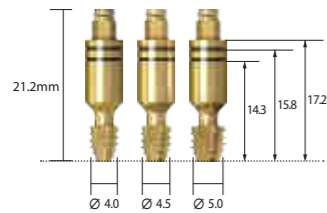
• Torque Ratchet



Product name	TW60
--------------	------

Option

• Cortical Tap (IS-III Active)



Diameter	Product name
Ø4.0	NGISCT40RS
Ø4.5	NGISCT45RS
Ø5.0	NGISCT50WS



• Surgical Guide Sleeve



Type	Product name
R/W Sleeve	SGS70RW



Type	Product name
R/W C-Sleeve	CSGS70RW

• Surgical Guide IS Lab Analog



Product name	SGISLA500
--------------	-----------

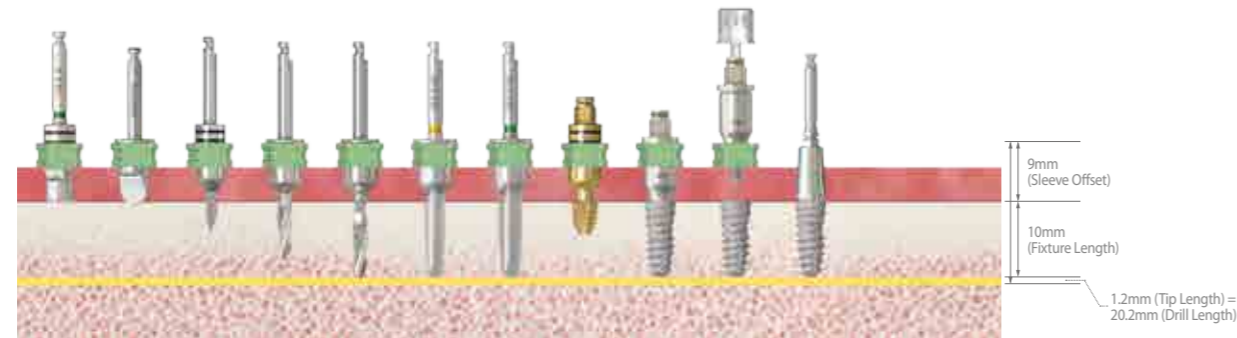
Neo NaviGuide Kit Drilling Sequence

Tissue Punch, Bone Trimmer, PontDrill, Initial Drill : 1,200rpm /35~45Ncm

- Stop Drill : 50~100 rpm / 35~45Ncm (Option : 1,200rpm / 35~45Ncm)
- Cortical Tap :50rpm / 50Ncm
- Cortical Drill :50rpm / 50Ncm (Conventional loading case)


• IS-III active Fixture $\varnothing 4.0$ X 10mm / Offset 0mm (D1/D2bone)

$\varnothing 4.3$	Bone	$\varnothing 2.2$	$\varnothing 2.2$	$\varnothing 2.2$	$\varnothing 3.0$	$\varnothing 3.5$	$\varnothing 4.0$	Fixture Stop	Mount	Bone
Tissue Punch	Trimmer Standard	Point Drill	7.3mm Drill	10mm Drill	10mm Drill	10mm Drill	Cortical Tap	Mount	Remover	Profile



• IS-III active Fixture $\varnothing 4.5$ X 10mm / Offset 0mm (D1/D2bone)

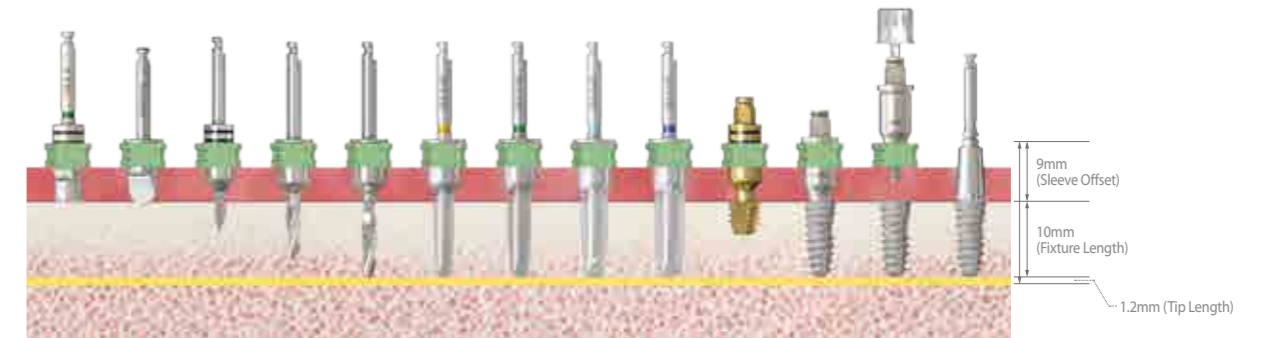
$\varnothing 4.3$	Bone	$\varnothing 2.2$	$\varnothing 2.2$	$\varnothing 2.2$	$\varnothing 3.0$	$\varnothing 3.5$	$\varnothing 4.0$	$\varnothing 4.0$	Fixture Stop	Mount	Bone
Tissue Punch	Trimmer Standard	Point Drill	7.3mm Drill	10mm Drill	10mm Drill	10mm Drill	Cortical Tap	Cortical Tap	Mount	Remover	Profile



Neo NaviGuide Kit Drilling Sequence

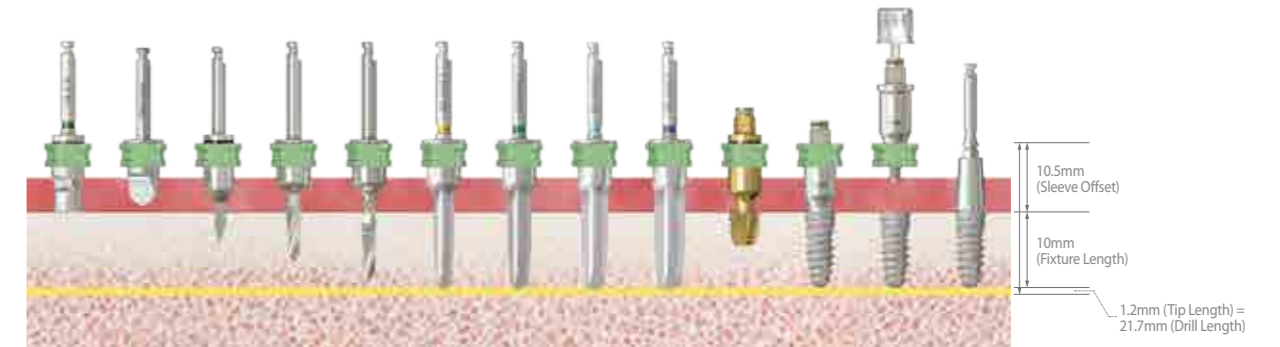
• IS-III active Fixture $\varnothing 5.0$ X 10mm / Offset 0mm (D1/D2bone)

$\varnothing 4.3$	Bone	$\varnothing 2.2$	$\varnothing 2.2$	$\varnothing 2.2$	$\varnothing 3.0$	$\varnothing 3.5$	$\varnothing 4.0$	$\varnothing 4.5$	$\varnothing 5.0$	Fixture Stop	Mount	Bone
Tissue Punch	Trimmer Standard	Point Drill	7.3mm Drill	10mm Drill	10mm Drill	10mm Drill	10mm Drill	10mm Drill	Cortical Tap	Mount	Remover	Profile



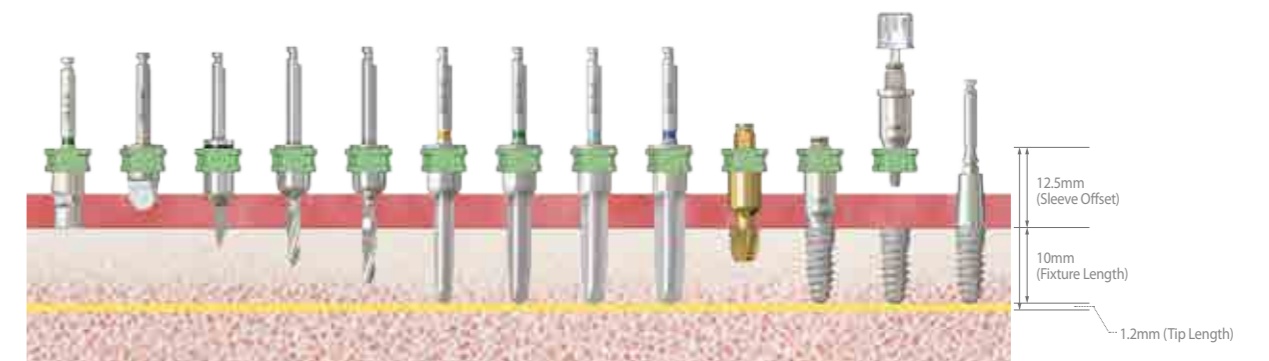
• IS-III active Fixture $\varnothing 5.0$ X 10mm / Offset 1.5mm (D1/D2bone)

$\varnothing 4.3$	Bone	$\varnothing 2.2$	$\varnothing 2.2$	$\varnothing 2.2$	$\varnothing 3.0$	$\varnothing 3.5$	$\varnothing 4.0$	$\varnothing 4.5$	$\varnothing 5.0$	Fixture Stop	Mount	Bone
Tissue Punch	Trimmer Standard	Point Drill	7.3mm Drill	10mm Drill	11.5mm Drill	11.5mm Drill	11.5mm Drill	11.5mm Drill	Cortical Tap	Mount	Remover	Profile




• IS-III active Fixture $\varnothing 5.0$ X 10mm / Offset 3.0mm (D1/D2bone)

$\varnothing 4.3$	Bone	$\varnothing 2.2$	$\varnothing 2.2$	$\varnothing 2.2$	$\varnothing 3.0$	$\varnothing 3.5$	$\varnothing 4.0$	$\varnothing 4.5$	$\varnothing 5.0$	Fixture Stop	Mount	Bone
Tissue Punch	Trimmer Standard	Point Drill	7.3mm Drill	10mm Drill	13mm Drill	13mm Drill	13mm Drill	13mm Drill	Cortical Tap	Mount	Remover	Profile

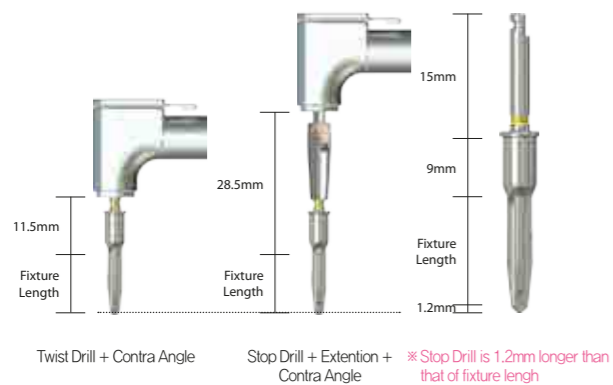


Neo NaviGuide Narrow Kit

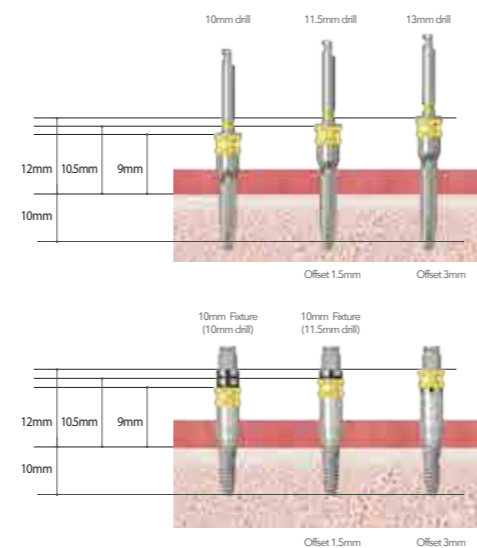
This kit can be used to perform surgical guide implant surgery for IS-II Active, IS-III active(Ø3.5) For N sleeve



• Drill Length Guide




• Sleeve Offset Guide




Neo NaviGuide Narrow Kit

• Point Drill




Diameter	Product name
Ø2.2	NGPD22N

• Ø2.2 Initial Drill



Diameter	Length	Product name
Ø2.2	8.5	NGTWD2208N
Ø2.2	10	NGTWD2210N
Ø2.2	11.5	NGTWD2211N
Ø2.2	13	NGTWD2213N
Ø2.2	14.5	NGTWD2214N

• Ø3.0 Stop Drill



Diameter	Length	Product name
Ø3.0	8.5	NGTD3008N
Ø3.0	10	NGTD3010N
Ø3.0	11.5	NGTD3011N
Ø3.0	13	NGTD3013N
Ø3.0	14.5	NGTD3014N

Neo NaviGuide Narrow Kit

• Cotical Tap




Type	Product name
IS-II	NGISCT35N
IS-III	NGISCT35NS

• Fixture Mount



Type	Product name
Stop	SGISFAN




Type	Product name
No Stop	SGISFAN30

• Fixture Driver




Type	Product name
Ratchet	NGISFDRN



Type	Product name
Contra Angle	NGISFDCAN

Neo NaviGuide Narrow Kit

• Connector



Type	Product name
Ratchet	SGRC10



Type	Product name
Contra Angle	SGCAC00

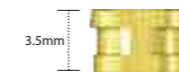
• Drill Extension



Product name	DE01
--------------	------

Option

• Surgical Guide Sleeve



Type	Product name
N Sleeve	SGS55N

• Surgical Guide IS Lab Analog



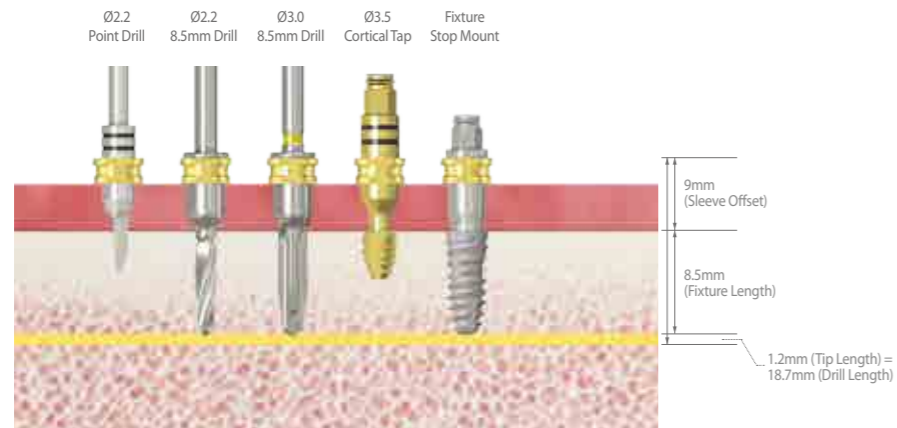
Product name	SGISLA400
--------------	-----------

Neo NaviGuide Narrow Kit Drilling Sequence

PontDrill, Initial Drill : 1,200rpm /35~45Ncm

- Stop Drill : 50~100 rpm / 35~45Ncm (Option : 1,200rpm / 35~45Ncm)
- Cortical Tap :50rpm / 50Ncm


• IS-III active Fixture $\varnothing 3.5$ X 8.5mm / Offset 0mm (D1/D2bone)



• IS-III active Fixture $\varnothing 3.5$ X 10mm / Offset 0mm (D1/D2bone)



• IS-III active Fixture $\varnothing 3.5$ X 11.5mm / Offset 0mm (D1/D2bone)




Neo NaviGuide Narrow Kit Drilling Sequence

• IS-III active Fixture $\varnothing 3.5$ X 13mm / Offset 0mm (D1/D2bone)



• IS-III active Fixture $\varnothing 3.5$ X 13mm / Offset 1.5mm (D1/D2bone)



Ridge Wider Kit

The product is a dental procedural device developed for convenient and easy split and expansion with RidgeWider Kit including expander, safe disk, drill and chisel in narrow ridge case where implant placement is difficult.



Kit	RWKIT
-----	-------

• Bone Trimmer



Product name	BTRI6010
--------------	----------

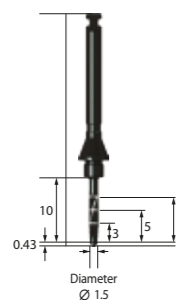
• Drill Stopper



Drilling Length	3.0mm	5.0mm	7.0mm
Product name	SFDS030	SFDS050	SFDS070

Only stopper included. Please order Stopper holder(SAWDDSH) separately.

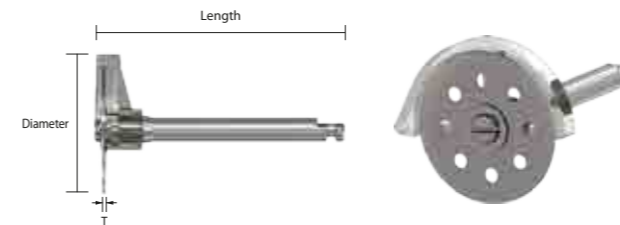
• Initial Drill



Product name	SFD15
--------------	-------

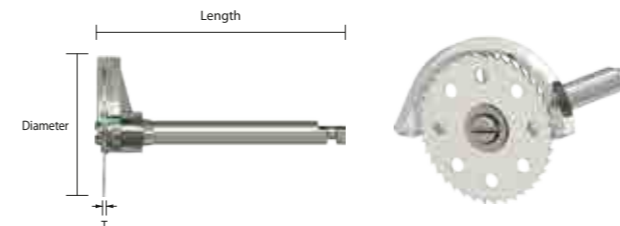
Ridge Wider Kit

• Safe Disk (Non-Saw Type)



Diameter	Length	T	Product name
Ø7.0	24.8mm	0.35T	SAWD0703N
Ø7.0	25.75mm	1.0T	SAWD0710N
Ø10.0	24.8mm	0.35T	SAWD1003N
Ø13.0	24.8mm	0.35T	SAWD1303N


• Safe Disk (Saw Type) - Optional



Diameter	Length	T	Product name
Ø7.0	24.8mm	0.28T	SAWD0703S*
Ø7.0	25.75mm	1.0T	SAWD0710S*
Ø10.0	24.8mm	0.28T	SAWD1003S*
Ø13.0	24.8mm	0.28T	SAWD1303S*

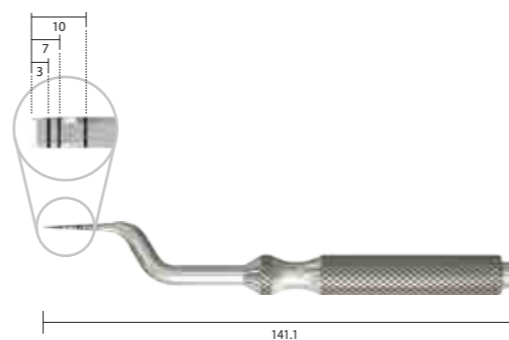
* Not Included. Separately Purchasable.

• Bone Expander



Diameter	Product name
Ø3.0	BEXP30
Ø3.5	BEXP35
Ø4.0	BEXP40
Ø4.5	BEXP45
Ø5.0	BEXP50

• Bone Chisel



Length	Product name
141.1mm	BCH160

Neo Surgical Accessory Kit



Kit	ACCKIT
-----	--------

• Tissue Punch




Diameter	Product name
Ø3.5	TP35
Ø4.0	TP40
Ø4.5	TP45
Ø5.0	TP50

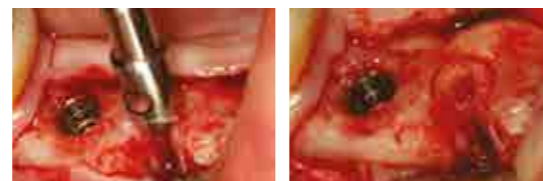


Used to cut the soft tissue roundly and neatly (1,000rpm)

• Dia. Marker




Diameter	Product name
Ø3.5	DM35
Ø4.0	DM40
Ø4.5	DM45
Ø5.0	DM50
Ø5.5	DM55
Ø6.0	DM60



Used to make exact diameter marking on the cortical bone (1,200rpm)

• Bone Planer



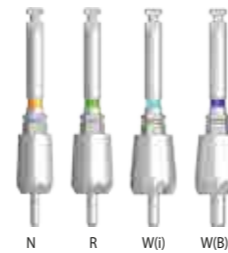
Diameter	Product name
Ø3.5	BP35
Ø4.0	BP40
Ø5.0	BP50
Ø6.5	BP65
Ø8.0	BP80



Used to flatten the cortical bone for implant installation (1,200rpm)

Neo Surgical Accessory Kit

• Bone Profile



External(EB)	
Type	Product name
N	BPN40
R	BPR50
W(i)	BPI60
W(B)	BPB60




Used to clean up the bone around the fixture platform(50rpm)



Internal(IS)	
Diameter	Product name
Ø4.8	ISBP48
Ø5.5	ISBP55
Ø6.0	ISBP60
Ø6.8	ISBP68*

* Not Included.
Separately Purchasable.

• QuickTight




Hex	Length	Product name
1.2	5mm	QTH1205*
1.25	5mm	QTH12505*

* Not Included.
Separately Purchasable.

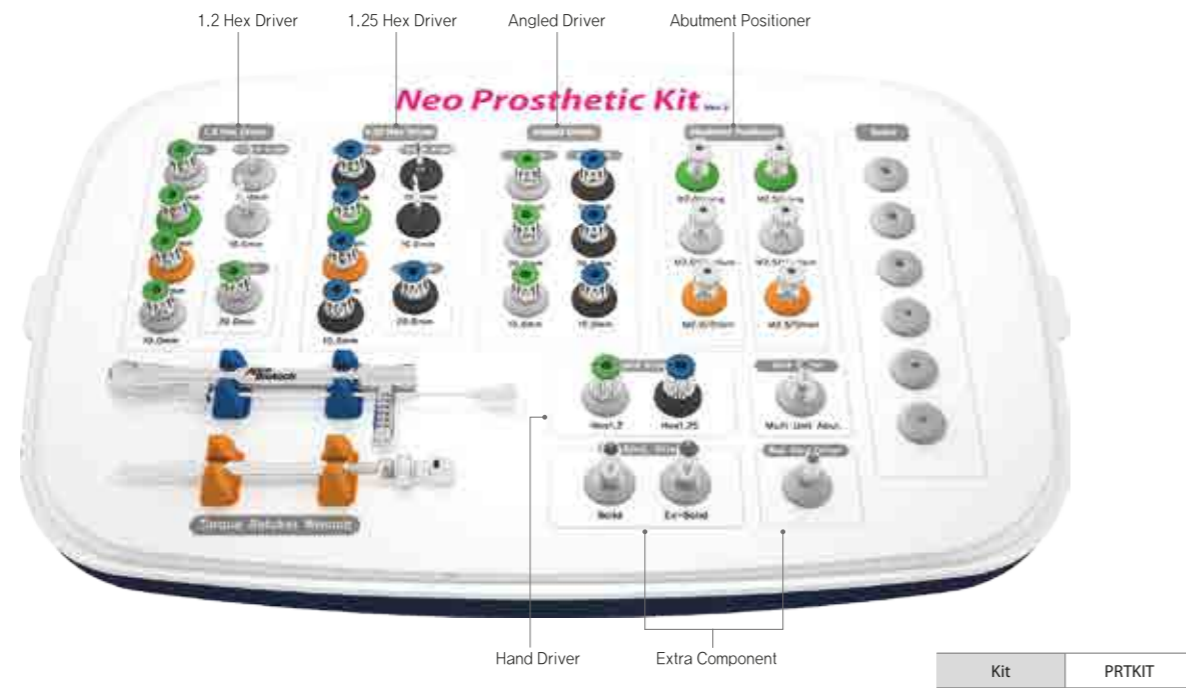


Used to tighten screws(cover screw, healing abutment, abutment screw) with contra angle. (500~1,000rpm). Spinning with no traction in 1~2 Ncm




Hex	Length	Product name
1.2	15mm	QTH1215
1.25	15mm	QTH12515

Neo Prosthetic Kit




• Angled Driver



1.2 Hex

Length(mm)	Product name
15	HDA1215S
20	HDA1220S
25	HDA1225S*

* Not Included. Separately Purchasable.



1.25 Hex

Length(mm)	Product name
15	HDA12515S
20	HDA12520S
25	HDA12525S*

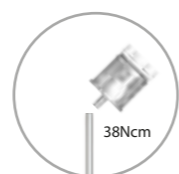
* Not Included. Separately Purchasable.



Rounded hex design






Access angle max 25°
Tightening Torque max 30 Ncm





Handle neck is designed to be broke in 38 Ncm for prevent hex tip fracture

Neo Prosthetic Kit

• 1.2 Hex Driver



• 1.25 Hex Driver



Ratchet

Length(mm)	Product name
10	HD1210S
15	HD1215S
20	HD1220S
25	HD1225S

Rescue

Length(mm)	Product name
20	HD1220RCS

Contra Angle

Length(mm)	Product name
10	HDC1210
15	HDC1215

Ratchet

Length(mm)	Product name
10	HD12510S
15	HD12515S
20	HD12520S
25	HD12525S

Rescue

Length(mm)	Product name
20	HD12520RCS

Contra Angle

Length(mm)	Product name
10	HDC12510
15	HDC12515

Neo Prosthetic Kit

• Extra Component



IT Abutment Driver

Type	Product name
Solid	ITAD0L*
Ex-Solid	ITESD00*

* Not Included.
Separately Purchasable.



Multi Unit Abut. Driver

Product name	MUAD48S*
--------------	----------

* Not Included.
Separately Purchasable.



Ball Abut. Driver

Product name	BADH24*
--------------	---------

* Not Included.
Separately Purchasable.

• Torque Ratchet

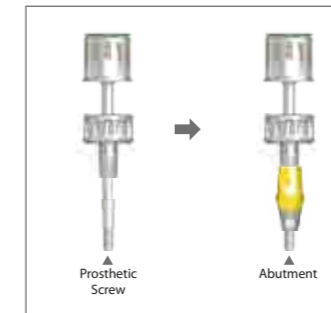



Product name	TW60
--------------	------

Neo Prosthetic Kit

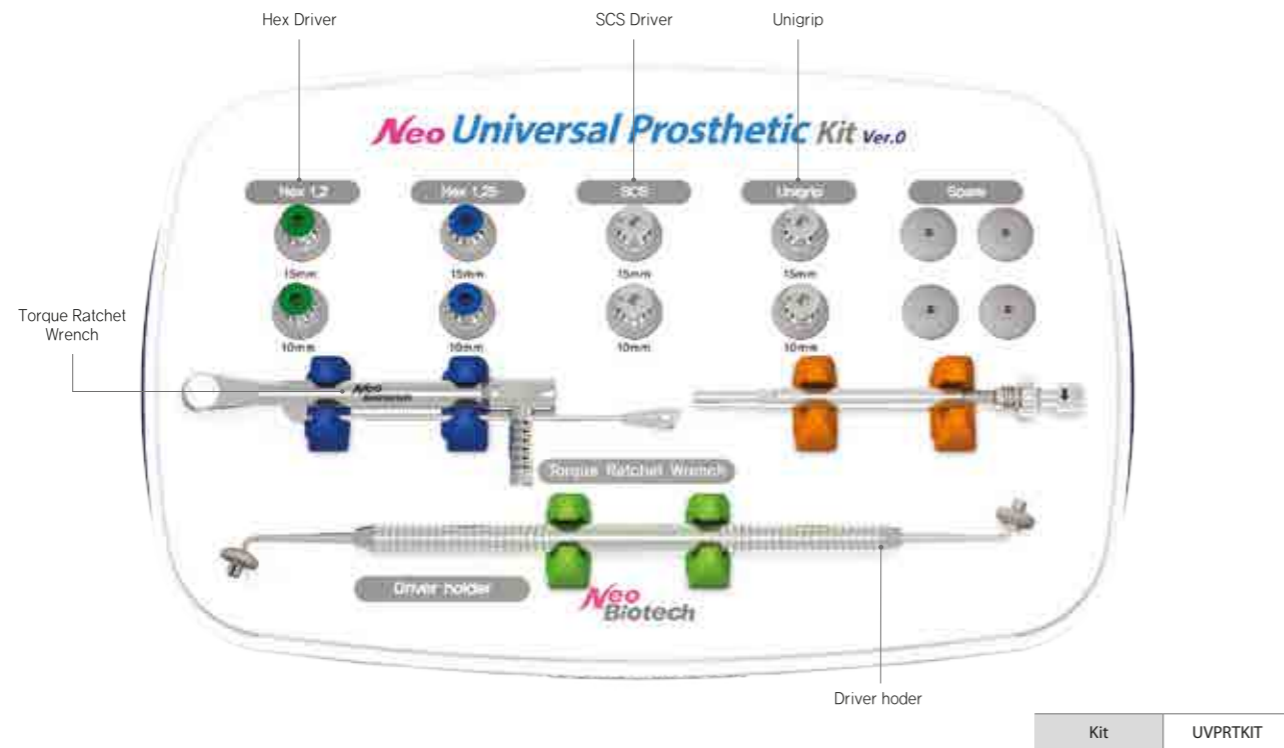
• Abutment Positioner

Used to take exact position of hex and direction of abutment with one hand.



Type	Product name
M2.0/Short(2mm)	AP202N
M2.0/Medium(5mm)	AP205N
M2.0/Long(7mm)	AP207N
M2.5/Medium(5mm)	AP255N

Neo Universal Prosthetic Kit



Kit	UVPRTKIT
-----	----------

• 1.2 Hex Driver



Length(mm)	Product name	Compatibility
10	HD1210S	Neobiotech, Biomet 3i, Dentsply-Friadent, Xive, Osstem, Dio, Megagen
15	HD1215S	

• 1.25 Hex Driver



Length(mm)	Product name	Compatibility
10	HD12510S	Biohorizons, Zimmer, Astra, Implant Direct, Legacy Camlong, MIS, Dentis, Dentium
15	HD12515S	

Universal Prosthetic

• SCS Driver



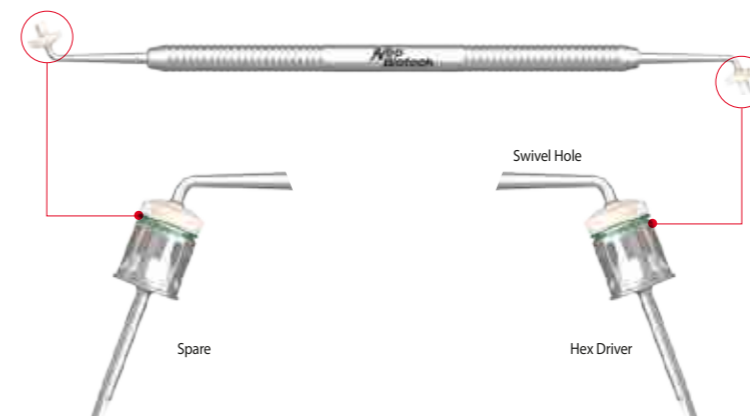
Length(mm)	Product name	Compatibility
10	SCSD10S	Straumann, Implant Direct Replant
15	SCSD15S	

• Unigrip Driver



Length(mm)	Product name	Compatibility
10	UGD10S	Nobel Biocare, Implant Direct Swishplait, Southern Implant, Neoss
15	UGD15S	

• Driver Holder



Product name	DH02
--------------	------

Neo Prosthetic Planning Kit

Neo Prosthetic Planning kit which helps users select a prosthesis by diameter, cuff and length when engaging with a fixture before choosing the size of prosthesis



Kit	PRTPNKIT
-----	----------

• Straight Type

Diagrams showing the straight type prostheses. One diagram shows a side view with a 5.5mm cuff and a diameter (Dia.) indicated. Another diagram shows a top view of the 'Silicon connection'.

Diameter	Ø 4.5			
Cuff(mm)	1.0	2.0	3.0	4.0
Product name	PISAH415	PISAH425	PISAH435	PISAH445

Diameter	Ø 5.2			
Cuff(mm)	1.0	2.0	3.0	4.0
Product name	PISAH515	PISAH525	PISAH535	PISAH545

Diameter	Ø 5.7			
Cuff(mm)	1.0	2.0	3.0	4.0
Product name	PISAH615	PISAH625	PISAH635	PISAH645

Diameter	Ø 6.5			
Cuff(mm)	1.0	2.0	3.0	4.0
Product name	PISAH715	PISAH725	PISAH735	PISAH745

Neo Prosthetic Planning Kit

• Angled A-Type

Diagrams showing the angled A-type prostheses. One diagram shows a side view with a 7mm cuff and a diameter (Dia.) indicated. Another diagram shows a top view of the 'A-Type (Angle to the edge)'. A third diagram shows a 'Ring Connection' detail.

Cuff(mm)	2.0				
Diameter	Ø 4.5		Ø 5.2		Ø 5.7
Angle	15°	25°	15°	25°	15°
Product name	PISAHA1427	PISAHA2427	PISAHA1527	PISAHA2527	PISAHA1627

Cuff(mm)	4.0				
Diameter	Ø 4.5		Ø 5.2		Ø 5.7
Angle	15°	25°	15°	25°	15°
Product name	PISAHA1447	PISAHA2447	PISAHA1547	PISAHA2547	PISAHA1647

• Angled B-Type

Diagrams showing the angled B-type prostheses. One diagram shows a side view with a 7mm cuff and a diameter (Dia.) indicated. Another diagram shows a top view of the 'B-Type (Angle to the flat wall)'. A third diagram shows a 'Ring Connection' detail.

Cuff(mm)	2.0				
Diameter	Ø 4.5		Ø 5.2		Ø 5.7
Angle	15°	25°	15°	25°	15°
Product name	PISAHB1427	PISAHB2427	PISAHB1527	PISAHB2527	PISAHB1627

Cuff(mm)	4.0				
Diameter	Ø 4.5		Ø 5.2		Ø 5.7
Angle	15°	25°	15°	25°	15°
Product name	PISAHB1447	PISAHB2447	PISAHB1547	PISAHB2547	PISAHB1647



NeoBiotech SOLUTION SYSTEM

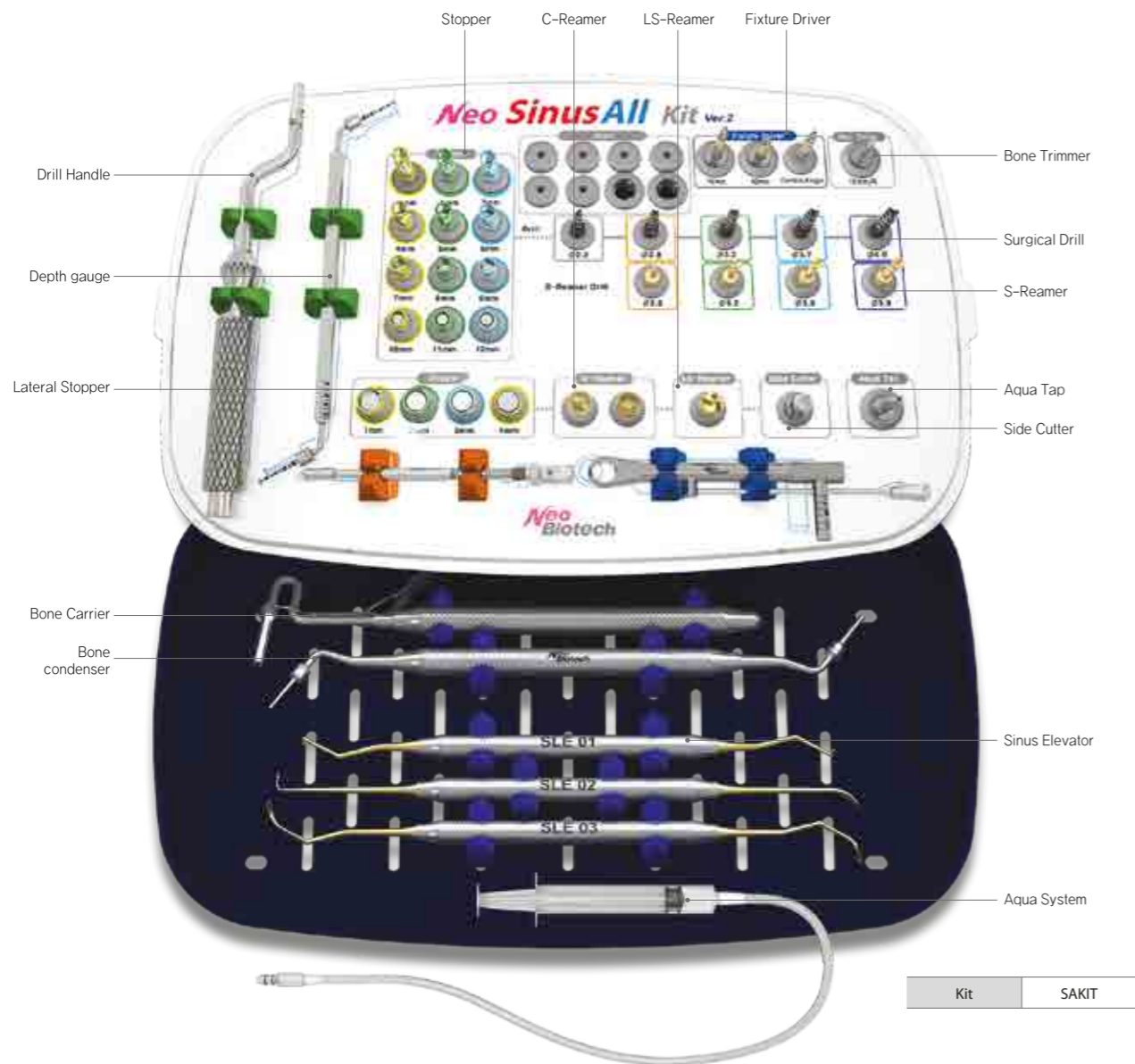
SinusAll Kit / SCA Kit / SLA Kit / FR Kit / SR Kit / EZ GBR Kit / GBR Component / Cti-mem / Ti-Mesh / ACM

Contents

Solution System	SinusAll Kit	162
	SCA Kit	168
	SLA Kit	172
	FR Kit	176
	SR Kit	180
	EZ-GBR Kit	184
	Cti-mem	188
	ACM	195


SinusAll Kit

The SinusAll Kit combines NeoBiotech's SCA (Sinus Crestal Approach) Kit, SLA (Sinus Lateral Approach) Kit, and the Kit into a single kit. The product allows maxillary sinus implant procedures to take place using a single kit, rather than to prepare a sinus kit and a surgical kit separately.



Kit	SAKIT
-----	-------

• Surgical Drill



Diameter	Ø2.2	Ø2.8	Ø3.2	Ø3.7	Ø4.0
Product name	SAD22	SAD28	SAD32	SAD37	SAD40

* 1,200rpm

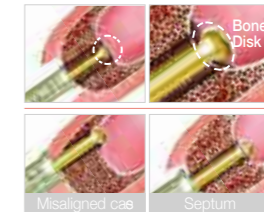
SinusAll Kit (Crestal Approach Tool Components)

• S-Reamer



Diameter	Product name
Ø2.8	SASR28
Ø3.2	SASR32
Ø3.6	SASR36
Ø3.9	SASR39

* 1,200rpm

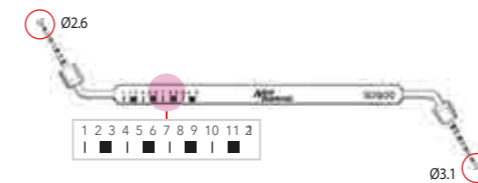


• Stopper

Length	1mm	2mm	3mm	4mm	5mm	6mm	7mm	8mm	9mm	10mm	11mm	12mm
Product name	CDS010	CDS020	CDS030	CDS040	CDS050	CDS060	CDS070	CDS080	CDS090	CDS100	CDS110	CDS120

* Only Stopper included. Please order Stopper holder(DSHF) separately.

• Depth gauge



Product name	SADG01
--------------	--------



SinusAll Kit (Crestal Approach Tool Components)


• Aqua system (Aqua Tap)



Product name	AQT
--------------	-----



• Aqua system (Aqua Valve, Hose (Set))



Product name	AQHST
--------------	-------

• Depth gauge



Product name	JUMB02
--------------	--------



• Bone condenser



Product name	SABC01
--------------	--------



• Drill Handle



Product name	SADH01
--------------	--------

* Not Included. Separately Purchasable.

SinusAll Kit (Lateral Approach Tool Components)


• LS-Reamer



Product name	SALS640
--------------	---------



* 2,000rpm(20:1) / 5,000rpm(1:1)



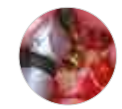
• C-Guide Reamer & C-Reamer



Product name	SACG610
--------------	---------



Product name	SAC640
--------------	--------



* 2,000rpm(20:1) / 5,000rpm(1:1)

• Sinus Elevator



Product name	SLE01
--------------	-------

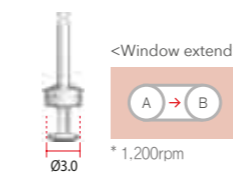


Product name	SLE02
--------------	-------



Product name	SLE03
--------------	-------

• Side cutter

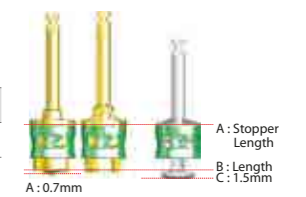


Product name	SCT30
--------------	-------

• Lateral stopper

Length	1mm	2mm	3mm	4mm
Product name	LTS010	LTS020	LTS030	LTS040

* Only Stopper included. Please order Stopper holder(LTSH) separately.



SinusAll Kit (Implant Placement Tool Components)

• Fixture driver (IS Type)



Length	Product name
Ratchet(Short)	ISFD10R*
Ratchet(Long)	ISFD15R
Contra Angle	ISFD05C

* Not Included.
Separately Purchasable.

• Hex driver



Product name	HD1215S
--------------	---------

• Torque wrench



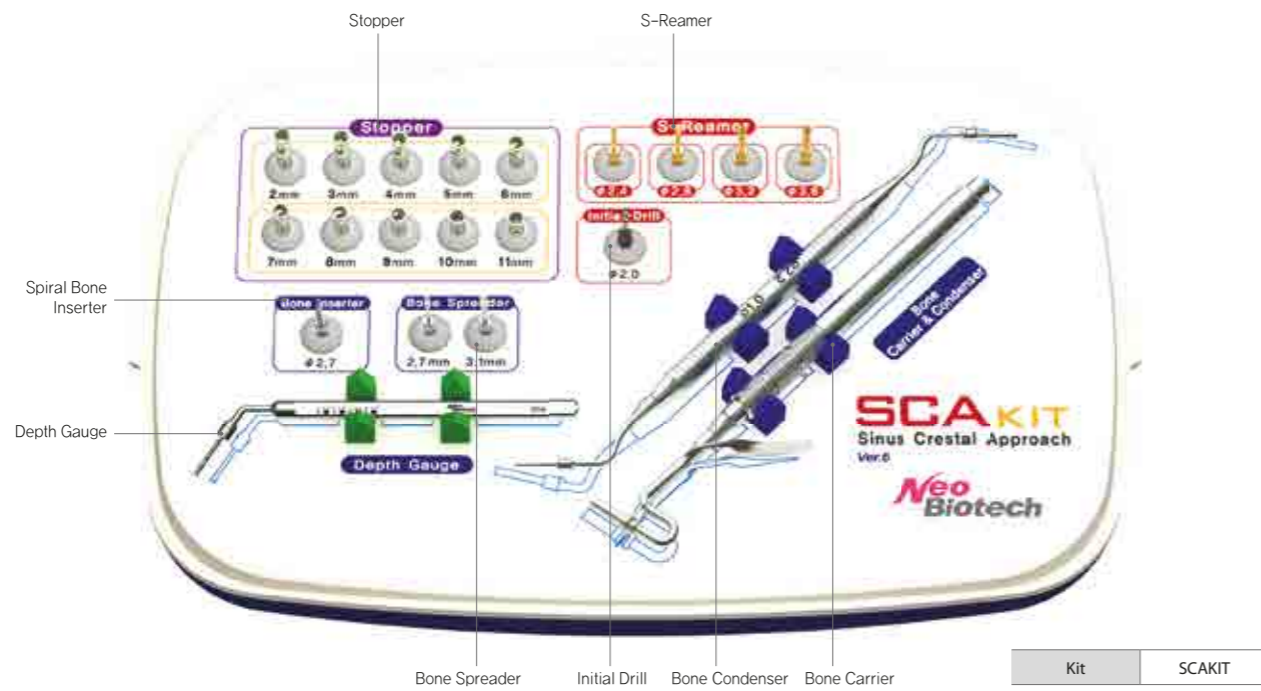
Product name	TW60*
--------------	-------

* Not Included.
Separately Purchasable.



SCA Kit (Sinus Crestal Approach Kit)

SCA Kit is a drilling tool on the inferior cortical bone without tearing of membrane and make a perforation on the inferior cortical bone with out malleting osteotome technique Therefore User can get CMI Fixation. (Initial Fixation in Crest cortical bone, Middle cancellous bone and Inferior cortical bone)



Kit	SCAKIT
-----	--------

• Initial Drill



Diameter	Product name
Ø2.0	SSD20

* 1,200rpm

• S-Reamer



Diameter	Product name
Ø2.4	ICR24
Ø2.8	ICR28
Ø3.2	ICR32
Ø3.6	ICR36

* 1,200rpm

SCA Kit (Sinus Crestal Approach Kit)

• Stopper



Length(mm)	2.0	3.0	4.0	5.0	6.0	7.0	8.0	9.0	10.0	11.0
Product name	SKS02	SKS03	SKS04	SKS05	SKS06	SKS07	SKS08	SKS09	SKS10	SKS11

* Only Stopper included. Please order Stopper holder(SSH) separately.

• Depth Gauge



Product name	SDG00
--------------	-------

• Bone carrier



Product name	JUMB02
--------------	--------

• Bone Condenser



Product name	SBC01
--------------	-------

• Bone Inserter



Model no.	SBI27
-----------	-------

* 80rpm

• Bone Spreader



Diameter	Product name
Ø2.7	SBS20
Ø3.1	SBS30

* 80rpm

SCA Kit (Sinus Crestal Approach Kit)

• Bone Condenser & Aqua Connector

To place the grafting bone into the sinus hole, and is used to elevate the membrane using water.



Product name NGBCACS*
* Not Included. Separately Purchasable.

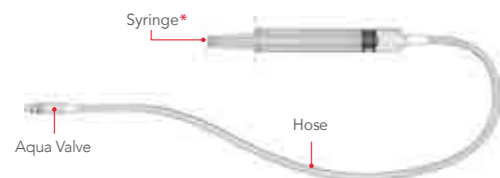
• Aqua connector

Used to elevate or peel membranes.



Product name NGACR*
* Not Included. Separately Purchasable.

• Aqua system (Aqua Valve, Hose (Set))



Product name AQHST
* Not Included. Separately Purchasable.

SCA Kit (Sinus Crestal Approach Kit)

• Sinus Crestal Approach Kit Intended use



Drilling

- Make drills 1mm shorter than measured height of residual bone. Drill only 1mm more in each step by step using 1mm longer stopper before the final drilling.



Using S-reamer

- For safety, select a proper Sreamer in diameter and 1mm shorter than measured height of remained bone. And make drills.
- If the sinus inferior cortical wall doesn't perforate until the stopper reaches to the crestal bone, change 1mm longer size stopper and drilling continuously.
- You can feel perforating in inferior cortical wall.



Check perforation

- Using Depth Gauge, check whether being perforated. Then, hang on the end of depth gauge in sinus wall inside. And check whether the tip side of gauge is hung on the interior wall.



Bone carrier

- Carry the bone grafting materials into osteotome site.
- One time insertion capacity 0.05cc.
- To make 1mm graft height, 0.1cc is needed.



Bone condenser

- Push and keep the graft materials in place on the floor of the sinus through the osteotome site.



Bone inserter

- Push the bone into sinus after inserting the bone into a hole with bone carrier.
- Can be safely used with 1mm long stopper. 80rpm speed.



Bone spreader

- Spreading the bone and reduce pressure in sinus area. 80rpm speed.
- Use bone spreader at least after inserting the bone more than 2 times.

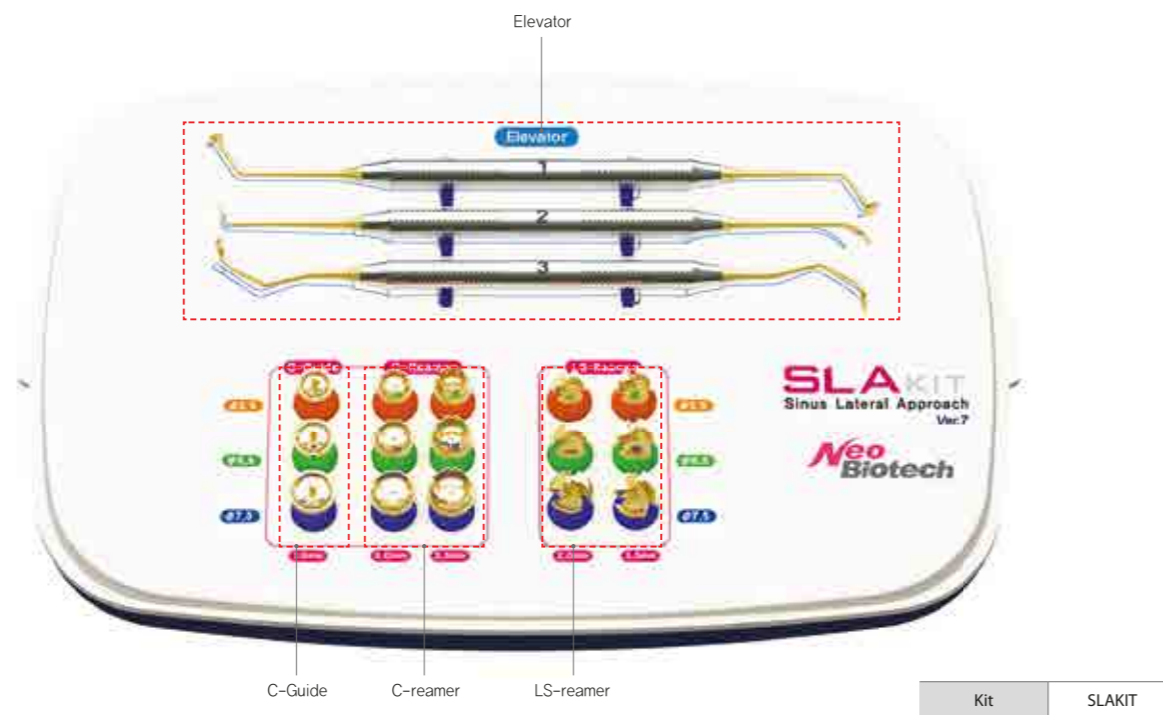


Final Drilling & Implantation

- Do a Final Drilling.
- Based on the density of Crestal cortical bone, the Countersink should be done (Except IT Type of Fixture). Generally, it should be done for D1-D2 bone. But, in case of below of D3 bone, it is Okay to skip according to the decision of dentist.
- After finishing a whole of drilling, do a implantation.

SLA Kit (Sinus Lateral Approach Kit)

Lateral window technique is the formation of the access to the maxillary sinus through its lateral wall. The process tool is simpler and much comfortable than any other techniques. Above all, this surgical kit provides ultimate solutions for the cases of only having with a thin residual bone height which is difficult to approach with a crestal technique, membrane rupture by a sinus crestal approach or placing a multiple implants. In addition, SLA reamers can be easily adapted for the case of formation of minimum flap size on the inferior wall.



• LS-reamer



Length(mm)	2.0	2.0	2.0	3.5	3.5	3.5
Diameter	Ø5.5	Ø6.5	Ø7.5	Ø5.5	Ø6.5	Ø7.5
Product name	LS520	LS620	LS720	LS535	LS635	LS735

* SPEED - 1:1 contra angle -5,000RPM / 1:20 contra angle-2,000RPM

SLA Kit (Sinus Lateral Approach Kit)

• C-Reamer & C-Guide Reamer



Length(mm)	1.0	1.0	1.0	2.0	2.0	2.0	3.5	3.5	3.5
Diameter	Ø5.5	Ø6.5	Ø7.5	Ø5.5	Ø6.5	Ø7.5	Ø5.5	Ø6.5	Ø7.5
Product name	SCG510	SCG610	SCG710	LC520	LC620	LC720	LC535	LC635	LC735

* SPEED - 1:1 contra angle - 5,000RPM / 1:20 contra angle - 2,000RPM

• Sinus Elevator



Product name	SLE05
--------------	-------

<Elevator 1>



Product name	SLE02
--------------	-------

<Elevator 2>



Product name	SLE03
--------------	-------

<Elevator 3>

SLA Kit (Sinus Lateral Approach Kit)

• Sinus Lateral Approach Kit Technique Guide



1

Flap

- Open the soft tissue.



2

LS-Reamer

- Make a lateral hole with the LSreamer.
- Keep the drill upright and maintain a steady drilling motion; Both sides of the LS-reamer blade should be in contact with the bone while drilling.
- Continue drilling.
- Speed : 2,000rpm
- NOTE : C-Reamer can be used instead of the LS-Reamer if you wish to save a circular bone core disk from the lateral wall.



3

Bone Disk

- The LS reamer will leave a thin bone disk.



4

Detach sinus membrane

- #1 elevator is used to initiate detachment of the membrane in the mesial-distal area.



5

Elevate sinus membrane

- #2 elevator is used for detaching the membrane in the inferior area.
- #3 elevator is used for the anterior and posterior areas.



6

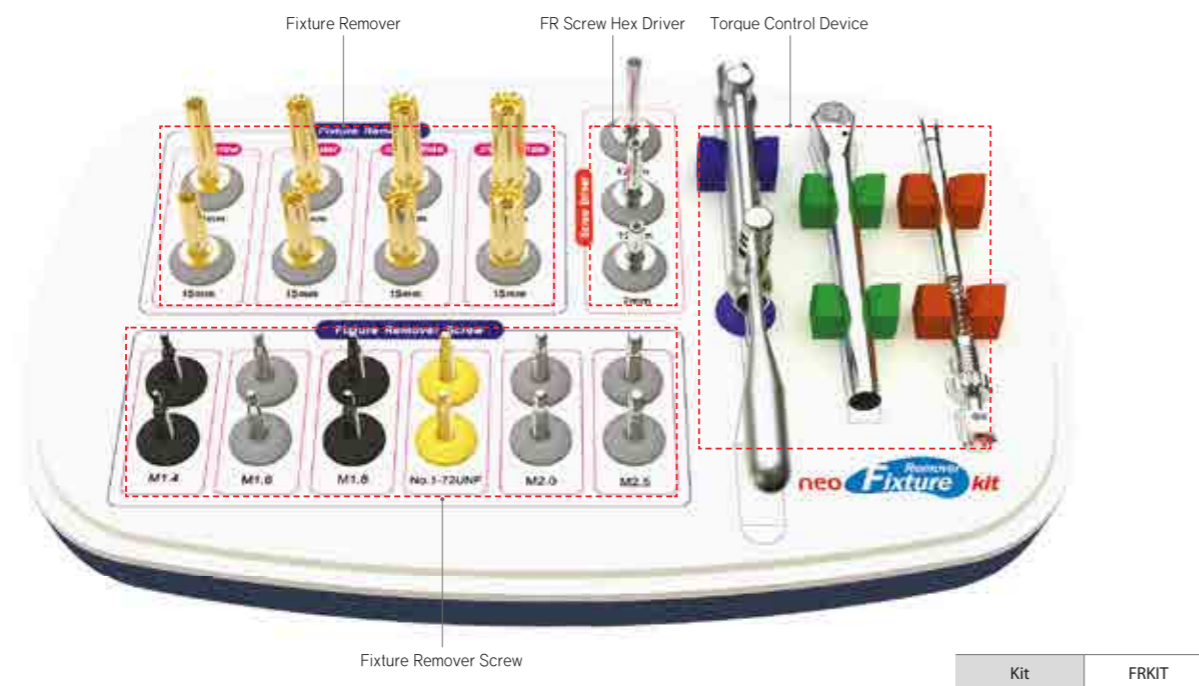
Bone graft

- Place bone graft material.
- Cover the lateral hole with a collagen membrane.
- Suture the soft tissue.



FR Kit (Fixture Remover Kit)

This product is a surgical tool designed to remove implants that were stopped during the implantation due to torque or implants whose surrounding bones have been damaged. After removing the implant, a new implant with the same diameter can be immediately implanted.



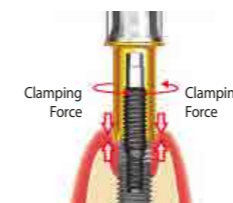
FR Kit (Fixture Remover Kit)

• Fixture Remover



Type	Length	Product name
Narrow	15mm	FR315
	20mm	FR320
Regular	15mm	FR415
	20mm	FR420
Wide(Ø5)	15mm	FR515
	20mm	FR520
Wide(Ø6~8)	15mm	FR615
	20mm	FR620

• Fixture removing Torque



Fixture size	Remover	Screw	Maximum Torque (Ncm)
Narrow	FR315 or FR320	FRS14	200
		FRS16	250
		FRS18/FRS172	300
		FRS20	350
Regular	FR315 or FR320	FRS18/FRS172	300
		FRS20	350
	FR415 or FR420	FRS18/FRS172	300
		FRS20	350
Wide(Ø5)	FR415 or FR420	FRS20	350
		FRS25	400
	FR515 or FR520	FRS20	350
		FRS25	400
Wide(Ø6~8)	FR515 or FR520	FRS20	350
		FRS25	400
	FR615 or FR620	FRS20	350
		FRS25	400

• Fixture Remover Screw




Screw size	Product Name	Recommended Torque (Ncm)
M1.4	FRS14	60
M1.6	FRS16	80
M1.8	FRS18	80
1-72UNF	FRS172	80
M2.0	FRS20	80
M2.5	FRS25	80

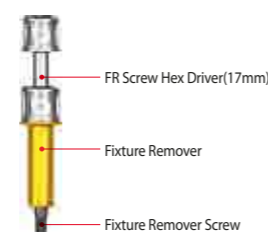


* "M" means a metric screw, and the number stands for the size of the external diameter of the screw


• FR Screw Hex Driver



Length	Product name
7mm	HDF1607
12mm	HDF1612
17mm	HDF1617



• Torque Control Device



Type	Product name
Body	TW80400
Slider	FRCHT

FR Kit (Fixture Remover Kit)

• Fixture Remover Kit Technique Guide



1 Failed implant

- Completely remove the prosthesis of the implant that needs to be removed.



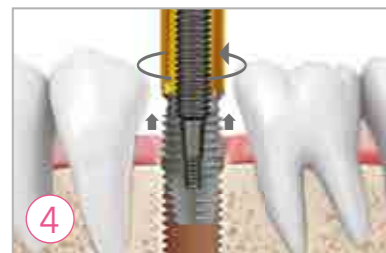
2 Fixture Remover Screw

- Select an appropriate size of Fixture Remover Screw
- Connect the Fixture Remover Screw to the FR Screw Hex Driver and tighten it clockwise.



3 Fixture Remover

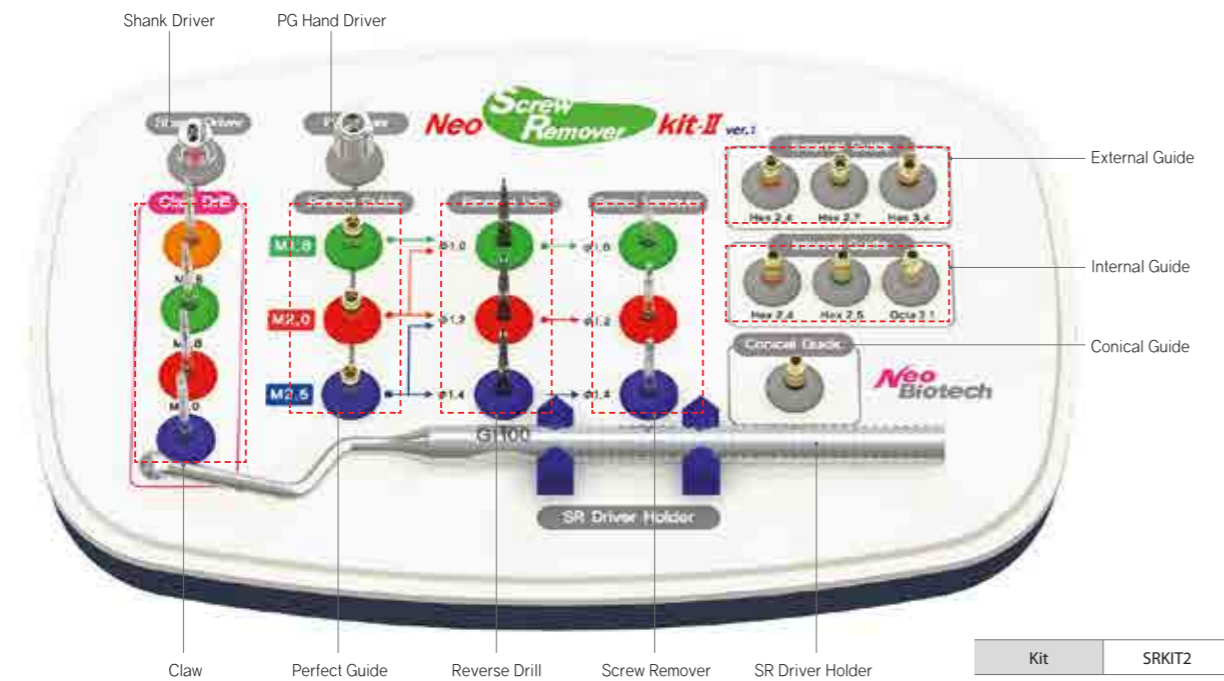
- Select an appropriate size of Fixture Remover
- Connect the selected Fixture Remover and tighten it counterclockwise until it is completely tightened to the Fixture Remover Screw that is fixed in the implant.
- Using a Torque Wrench, further apply torque to the Fixture Remover (counterclockwise) until the implant is finally unscrewed from the site.



4 Clear

SR Kit (Screw Remover Kit)

This product is a surgical tool developed in order safely and quickly to remove screws that have become fractured inside an implanted Fixture for various reasons. After removing the Screw, a new Abutment may be connected to the Fixture.



SR Kit (Screw Remover Kit)

• Screw Remover



Fractured Screw size	Diameter	Product name
M1.8	Ø1.0	SR10
M2.0	Ø1.2	SR12
M2.5	Ø1.4	SR14


* At or below 80 rpm



• Shank Driver



Applicable Products	Standard	Product Name
Screw Remover (SR10, SR12, SR14)	for Hand or Ratchet	SHD00



• Claw



Fractured Screw size	Product name
M1.6	CD16
M1.8	CD18
M2.0	CD20
M2.5	CD25

* 80rpm



• Reverse Drill



Fractured Screw size	Diameter	Product name
M1.8	Ø1.0	RCD10
M2.0	Ø1.2	RCD12
M2.5	Ø1.4	RCD14

* For M1.6 Size Screw, use the claw for removal/2,000 rpm

• Perfect Guide & PG Hand Driver



Perfect Guide

Applicable Revers Drill	Fractured Screw size	Diameter (Ø)	Product Name
RCD10	M1.8	Ø1.0	PG1018
RCD10, RCD12	M1.8, M2.0	Ø1.2	PG1220
RCD12, RCD14	M2.0, M2.5	Ø1.4	PG1425

PG Hand Driver

Applicable Products	Standard	Product Name
Screw Remover (PG1018, PG1220, PG1425)	2.5Hex	PGHD25SS



SR Kit (Screw Remover Kit)

• Conical, Internal, External Guide

Conical Guide

Applicable Products	Standard	Product Name
Having 11° / 8° Internal Fixture	11° / 8°	CG00

Internal Guide

Applicable fixture	Standard	Product Name
Having 2.4Hex Internal Connection Fixture	2.4Hex	IHG24
M2.0 Having 2.5Hex Internal Connection Fixture	2.5Hex	IHG25
Having 3.1Octa Internal Connection Fixture	3.1Octa	IOG31

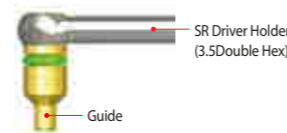
External Guide

Applicable fixture	Standard	Product Name
Having 2.4Hex External Connection Fixture	2.4Hex	EHG24
Having 2.7Hex External Connection Fixture	2.7Hex	EHG27
Having 3.4Hex External Connection Fixture	3.4Hex	EHG34

• SR Driver Holder



Applicable Products	Standard	Product Name
Conical Guide : CG00	2.4Hex	GH00
Internal Guide : IHG24, IHG25, IOG31		
External Guide : EHG24, EHG27, EHG34		

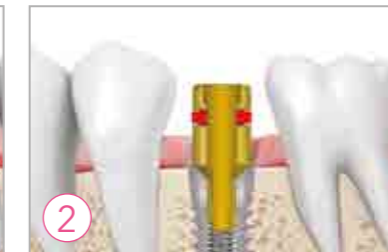


SR Kit (Screw Remover Kit)

• Screw Remover Kit Technique Guide



1 Fractured screw



2 Perfect Guide



3 Reverse Drill



4 Screw RemoverClear

- Remove the Perfect guide connected to the Fixture
- Select a Screw Remover that fits to the hole created by the Reverse Drill.
- Connect the Screw Remover to the contra angle of surgical engine and drill slowly (less than 80rpm) while pressing down with enough force to remove the fractured screw.

- Select an appropriate size of Perfect Guide
- By using the PG Hand Driver, tighten the Perfect Guide to the Fixture in a clockwise direction until it touches the screw inside the fixture.
- Select an appropriate size of Reverse Drill and connect it to the contra angle of the surgical engine.
- Insert the Reverse Drill into the Perfect Guide attached on the fixture.
- By drilling counterclockwise at a speed of approximately 2000rpm, drill 1~2mm into the surface of the fractured screw.
- Check the marking line (in 1mm intervals) of the Drill body while drilling with adequate irrigation.

EZ-GBR Kit

EZ-GBR Kit is a surgical tool used for oral bone grafting onto areas in which there are defects in autogenous bones. It consists of surgical tool components that can affix membranes.



• EZ-Screw Fixation Drill

Diameter	Product name
Ø1.0 / Ø1.7	EZSFD17

• Screw Fixation Drill Stopper

Length	Product name
5mm	EZSFD050

* Only Stopper included. Please order Stopper holder(DSHF) separately.

EZ-GBR Kit

• EZ-Handle Connector




Length	Product name
12mm	EZHC12

• GBR Ratchet Connector



Length	Product name
15mm	GRC15



• Driver Handle



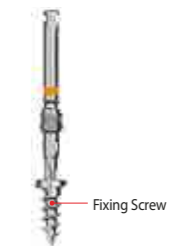
Product name	DRH
--------------	-----



• Philips Head Screw Driver



Length	Product name
5mm	PHSD05
10mm	PHSD10
20mm	PHSD20



• EZ-Break Driver



Diameter	Product name
Ø3.2	EZBRD




EZ-GBR Kit

• Dual Hex Driver



Length	Product name
10mm	DHDC10
20mm	DHDC20



• EZ-Philips Head Driver



Length	Product name
2mm	EZPHD3502
12mm	EZPHD3512
20mm	EZPHD3520



• EZ-Ti-Mem Push Driver



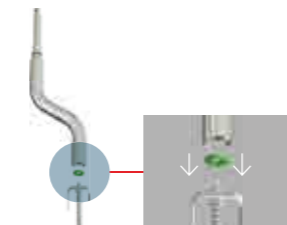
Product name	EZPD68
--------------	--------



• EZ-Cover Cap Driver



Diameter	Product name
Ø4.2	EZCCD42



EZ-GBR Kit

• EZ-GBR Kit Technique Guide



3

EZ-Ti-Mem Push Driver
 • Fixate membrane by pressing down the EZ-Ti-Mem Push Driver to the conical part of the EZ-Fixing Screw.



1

EZ-Fixing Screw
 • To secure enough space for bone formation, place EZ-Fixing Screw on the bone defect area.



2

Bone Graft & Cti-mem
 • Fill bone materials up to the height of the EZ-Fixing screw, and position an appropriate type of CTi-mem.



4

EZ-Cover Cap Driver
 • Additionally fixate membrane by placing the EZ-Cover Cap onto the EZ-Fixing Screw using the EZ-Cover Cap Driver.



5

EZ-Break Driver
 • Use EZ-Break Driver to remove the conical part of the EZ-Fixing Screw by rotating it in a clockwise direction.



6

Fixing Screw
 • If necessary, make an additional fixation by using fixing screws.
 • After adapting Cti-mem to surrounding part of tissue, cover the Cti-mem with soft tissue.

GBR Components

* Not Included. Separately Purchasable.

• Fixing Screw



Length	Product name
3mm	MFS1603
5mm	MFS1605
7mm	MFS1607

* Disposable

• Tent Screw



Length	Product name
7mm	CTS2007
10mm	CTS2010
13mm	CTS2013

* Disposable

• EZ-Fixing Screw



Length	Product name
3mm	EZFS1703C
5mm	EZFS1705C
7mm	EZFS1707C
10mm	EZFS1710C
13mm	EZFS1713C
15mm	EZFS1715C

* Disposable

• EZ-Fixing Spacer



Length	Product name
1.0mm	ISEZFS3410S
1.5mm	ISEZFS3415S
2.0mm	ISEZFS3420S

* Disposable



GBR Components

* Not Included. Separately Purchasable.

• Universal Spacer

- Dual Hex Driver (DHDC10 / DHDC20) is required to use Universal Spacer.
- Cover Screw – 1.0 hex / Universal Spacer – 1.6 hex



Diameter	Screw Size	Length	Product Name	Compatibility
Ø4.0	M2.0	0.5mm	UVCSP2005*	- Neobiotech IS System - OSSTEM TS
		1.0mm	UVCSP2010*	- Megagen EZ Plus RP - Warantec Oneplant
		1.5mm	UVCSP2015*	- Astra Large
		2.0mm	UVCSP2020*	- Nobel Active RP

* Disposable / * For Neobiotech IS Type



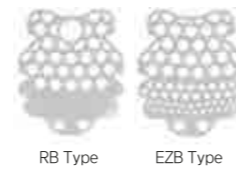
CTi-mem

New Concept of Titanium Membrane, Customized Ti Membrane



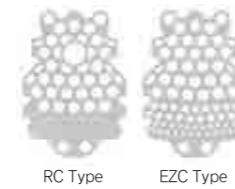
1 – Wall Augmentation

• Bone defect in Buccal area




2 – Wall Augmentation

• Bone defect in Buccal, Proximal area



3 – Wall Augmentation

• Bone defect in Buccal, Proximal, Lingual area



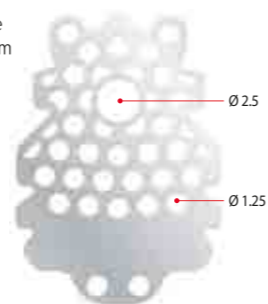
Non-fixed Submerged

• Bone defect in large area

• Tent Screw Type



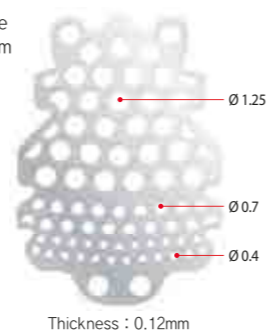
R Type
CTi-mem



• EZ-Fixing Screw Type

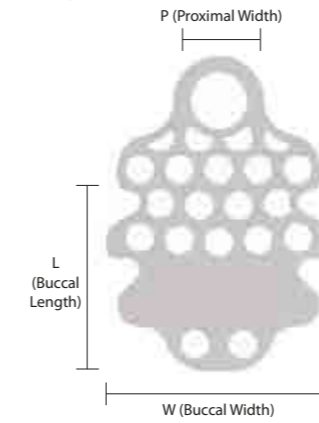


EZ Type
CTi-mem



CTi-mem

• RA Type

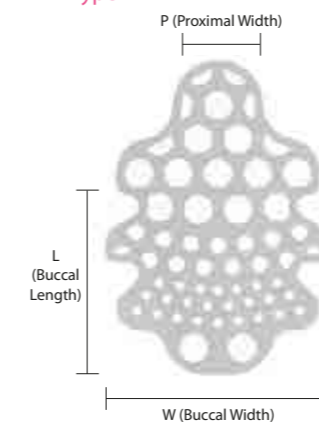


P(mm)	W(mm)	L(mm)	TYPE	Product name
4	8	6	RA1	RATMB0810F
4	10	8	RA2	RATMB0912F
4	10	11	RA3	RATMB0915F

* Disposable / Thickness : 0.12mm

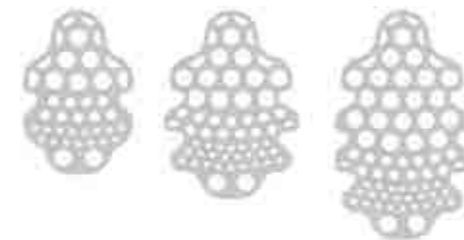


• EZA Type



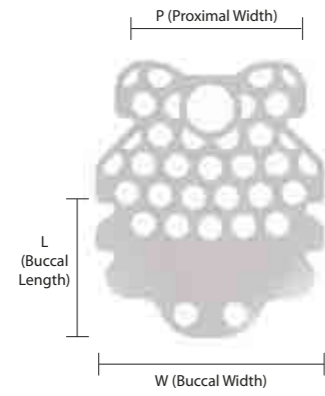
P(mm)	W(mm)	L(mm)	TYPE	Product name
4	8	5	EZA1	EZTM0810A1
4	10	8	EZA2	EZTM0912A2
4	10	11	EZA3	EZTM0915A3

* Disposable / Thickness : 0.12mm



CTi-mem

• RB Type

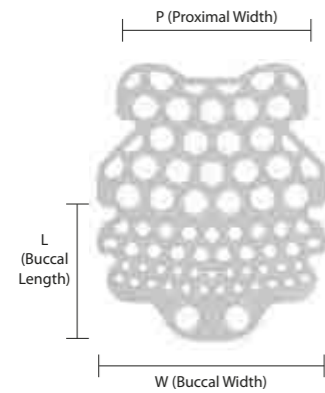


P(mm)	W(mm)	L(mm)	TYPE	Product name
10	12	5	RB4	RPTMB1210SF
		7	RB5	RPTMB1212SF
		10	RB6	RPTMB1215SF

* Disposable / Thickness : 0.12mm

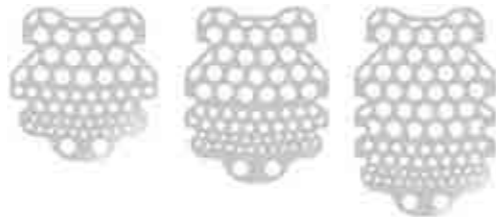


• EZB Type



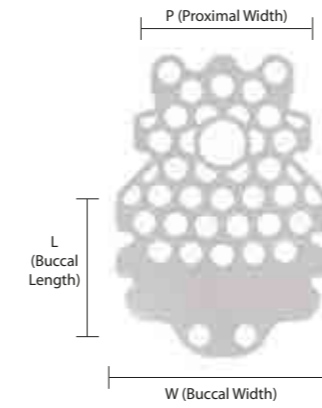
P(mm)	W(mm)	L(mm)	TYPE	Product name
10	12	5	EZB4	EZTM1210B4
		7	EZB5	EZTM1212B5
		10	EZB6	EZTM1215B6

* Disposable / Thickness : 0.12mm




CTi-mem

• RC Type

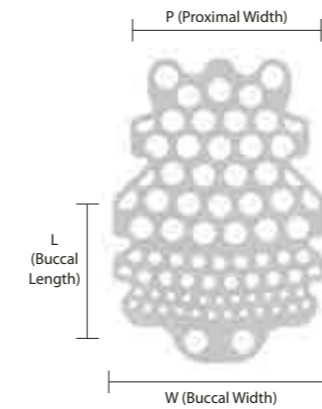


P(mm)	W(mm)	L(mm)	TYPE	Product name
7	9	6	RC1	RPTML0910F
		8	RC2	RPTML0912F
		11	RC3	RPTML0915F
10	12	5	RC4	RPTML1210SF
		7	RC5	RPTML1212SF
		10	RC6	RPTML1215SF
12	12	5	RC7	RPTML1210LF
		7	RC8	RPTML1212LF
		10	RC9	RPTML1215LF

* Disposable / Thickness : 0.12mm



• EZC Type



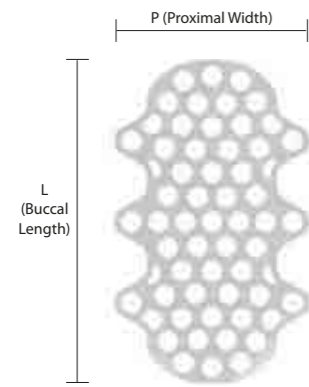
P(mm)	W(mm)	L(mm)	TYPE	Product name
7	9	6	EZC1	EZTM0910C1
		8	EZC2	EZTM0912C2
		11	EZC3	EZTM0915C3
10	12	5	EZC4	EZTM1210C4
		7	EZC5	EZTM1212C5
		10	EZC6	EZTM1215C6
12	12	5	EZC7	EZTM1210C7
		7	EZC8	EZTM1212C8
		10	EZC9	EZTM1215C9

* Disposable / Thickness : 0.12mm



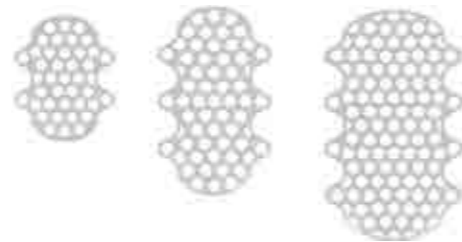
CTi-mem

• RE Type

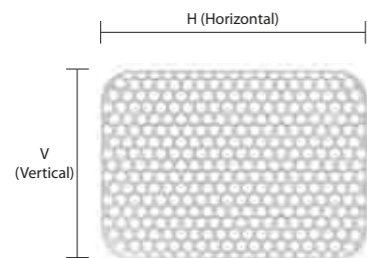


P(mm)	L(mm)	TYPE	Product name
12	15	RE1	RCTM1215
12	20	RE2	RCTM1220
15	25	RE3	RCTM1525

* Disposable / Thickness : 0.12mm



• RT Type



V(mm)	H(mm)	TYPE	Product name
12	20	RT1	RTMN1220125
20	25	RT2	RTMN2025125
25	35	RT3	RTMN2535125
35	50	RT4	RTMN3550125

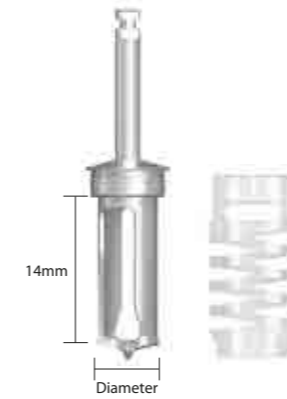
* Disposable / Thickness : 0.12mm



ACM (Auto Chip Maker)

ACM is an instrument to collect autograft bone from mandibular molars or incisor for GBR in defected area.

• Auto Chip Maker



Diameter(Ø)	Product name
Ø4.0	NACM40ISETS
Ø4.5	NACM45ISETS
Ø5.0	NACM50ISETS
Ø6.0	NACM60ISETS

※ ACM Stopper 7ea Included

• Auto Chip Maker Technique Guide



Stopper

- Connect the stopper to the sterilized ACM drill.



Locate the ACM

- Select the most suitable place to collect autograft bone.
- Position the ACM Drill where the autograft bone will be collected.



Drilling

- To prevent slipping of the ACM drill, slightly tilt the drill left and right until the drill stably positions itself. (80rpm / Non-irrigation recommended)
- In order to collect high quality autograft bone, drill only 3~4mm deep from one site, and move on to a different site to continue drilling.



NeoBiotech VAROGuide SYSTEM

PreGuide/VAROGuide RW Kit/VAROGuide Mini Kit/VAROGuide Sinus Kit/VAROGuide Accessory Kit

Contents

VAROGuide System	VAROGuide System	198
	VAROGuide R/W Kit	202
	VAROGuide Mini Kit	212
	VAROGuide Sinus Kit	218
	VAROGuide Accessory Kit	224



VAROGuide System

VARO Plan

VARO Plan is an implant planning software dedicated for VAROGuide.
 Without intra-oral or model scan data, only a CT Data(DICOM) which patient taken CT with PreGuide.
 (Not compatible with other S/W)



Product name	VARO Plan
	VARO Plan Dongle

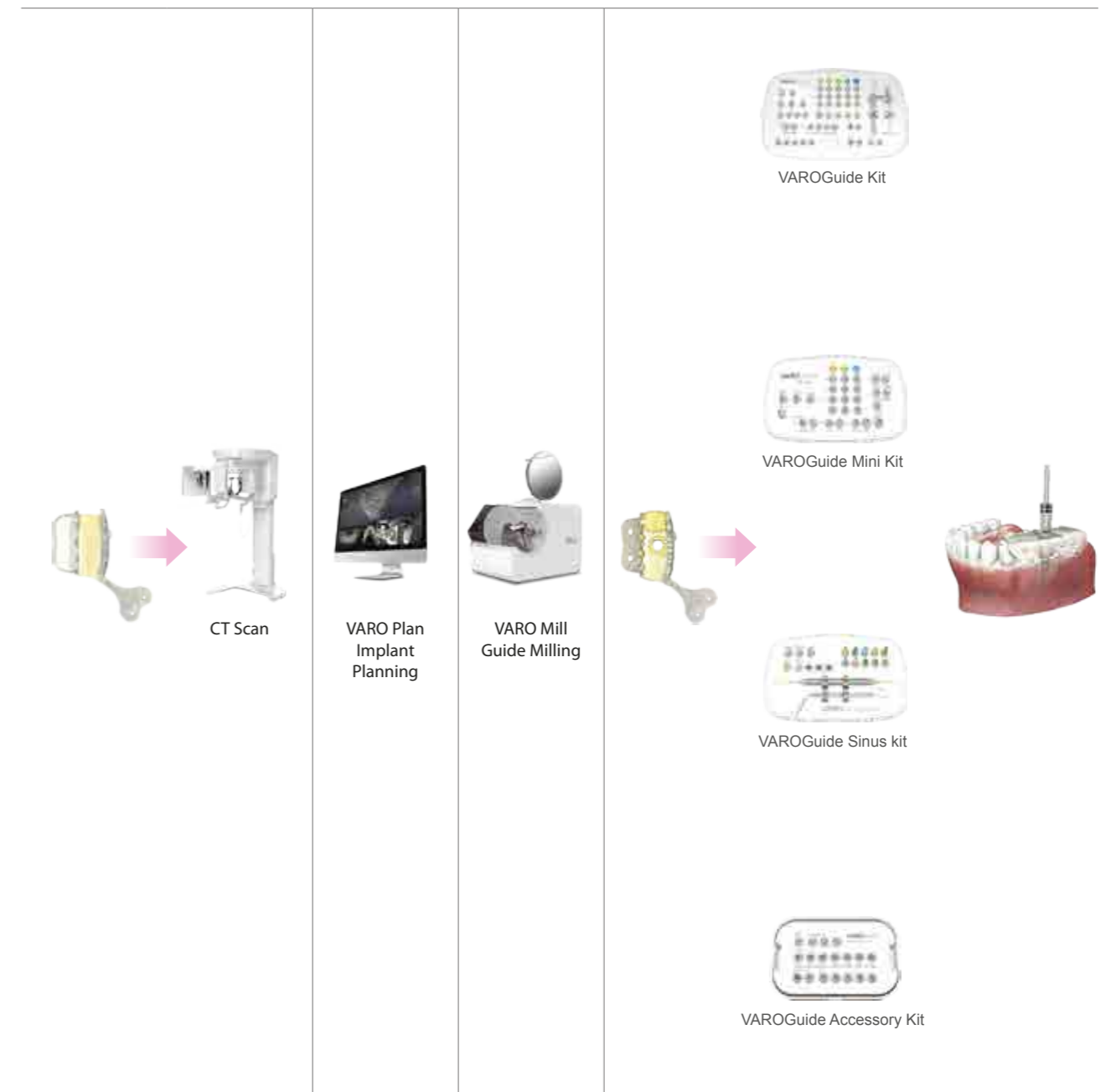
VARO Mill

VARO Mill is a milling machine, dedicated for VAROGuide.
 Milling a guide hole(s) and exterior stopper designated by VARO Plan on CT scanned PreGuide.
 (Not compatible with other equipment)



Product name	VARO Mill
	VARO Mill 용 Burr
	VARO Guide 용 GO2CAM

VAROGuide System Chart



VAROGuide System

Trial Tray

Trial Tray is practiced tray, which tray itself is identically manufactured as PreGuide.
As E.O gas or plasma sterilization is possible, it is sterilized and packaged individually. (Up to 10 times in autoclave sterilization)

• PGA Trial Tray



TYPE	Product name
PGA	PGAT

• PGF Trial Tray



TYPE	Product name
PGFT	PGFS1T
	PGFM2T
	PGFL3T

• PGS Trial Tray



PGS13T PGS24T

TYPE	Product name
PGS	PGS13T
	PGS24T

• PGM Trial Tray



PGM13T PGM24T

TYPE	Product name
PGMT	PGM13T
	PGM24T

VAROGuide System

PreGuide Tray

This is a digital tray that takes an intraoral impression, aligns with the CT, and precisely connects to the specified position of the milling machine.

※ No.13 is applied for right maxillary posterior site/left mandibular posterior site.
No.24 is applied for left maxillary posterior site/right mandibular posterior site.
PGF is divided into PGF-L(large), PGF-M(medium), and PGF-S(small) according to the size of the arch.

• PGA



Product name	PGA

• PGF



TYPE	Product name
PGF	PGFS1
	PGFM2
	PGFL3

• PGS



PGS13T PGS24T

TYPE	Product name
PGS	PGS13
	PGS24

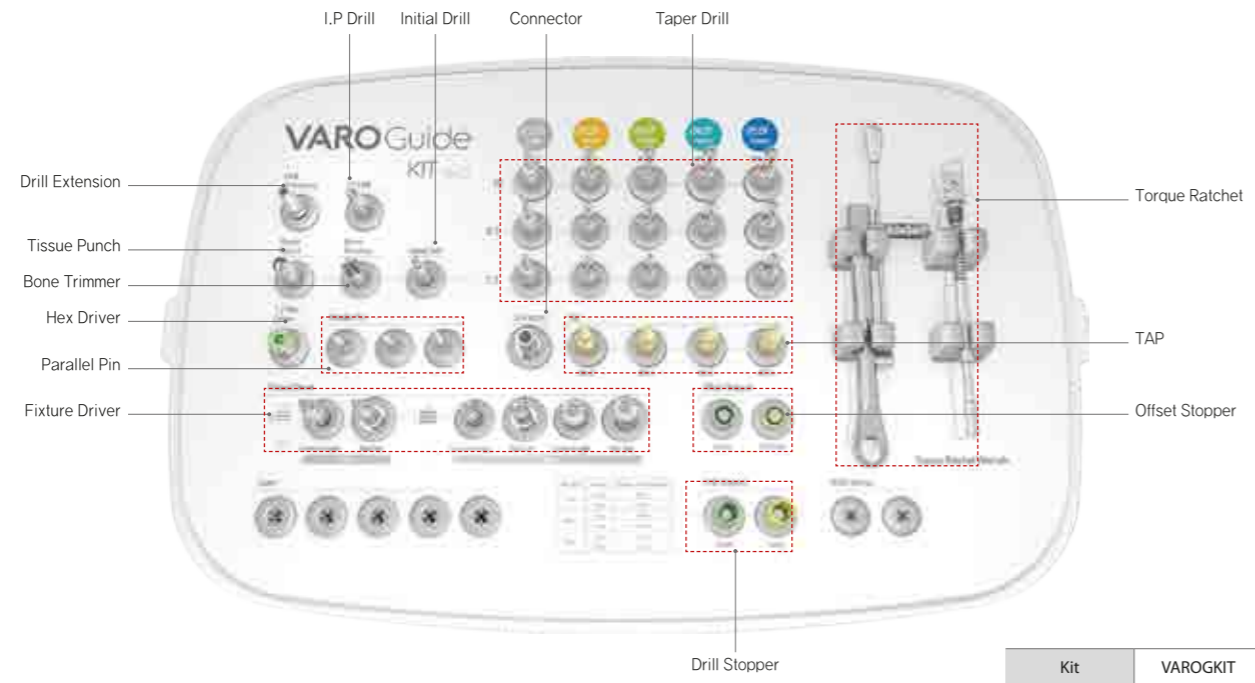
• PGM



PGM13T PGM24T

TYPE	Product name
PGM	PGM13
	PGM24

VAROGuide R/W Kit Components



• Offset Stopper

Connect to drill when applying offset.

Type	offset 10.5mm	offset 9mm
Product name	NGDOS105	NGDOS090




VAROGuide R/W Kit Components

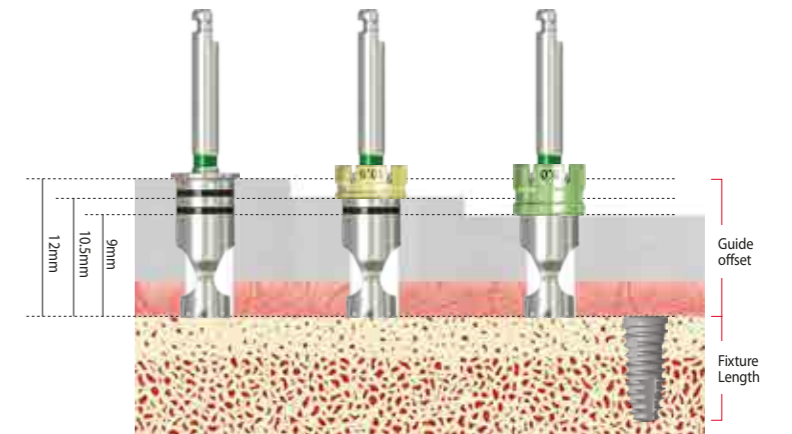
• Tissue Punch

- 1) Used to remove the soft tissue.
- 2) When applying offset, connect offset stopper to drill.

※ Drilling Speed & Torque 800~1,200rpm / 30~45Ncm



Diameter	Ø4.3
Product name	NGTP43



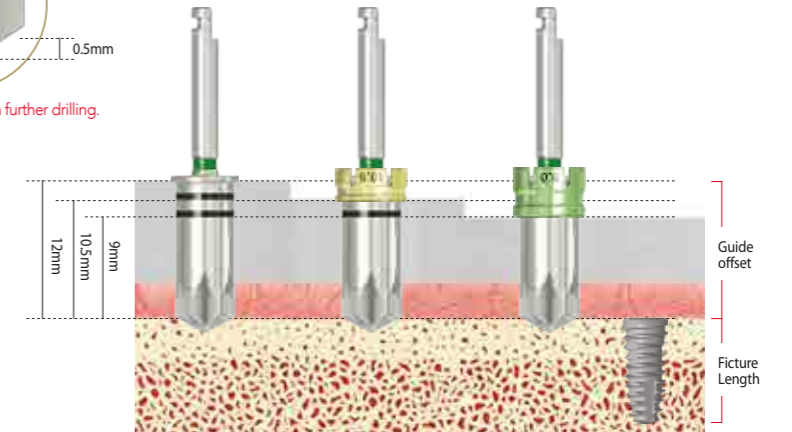
• Bone Trimmer

- 1) Used to flat the bone level by removing residual alveolar bone.
- 2) When applying Offset, connect offset stopper to drill.

※ Drilling Speed & Torque 800~1,200rpm / 30~45Ncm



Diameter	Ø5.1
Product name	NGBT51R




VAROGuide R/W Kit Components

• Immediate Placement Drill

- 1) Prevent deflection of drilling path by enabling site preparation, usually effective for implant placement on alveolar socket and it is effective for residual alveolar bone removal.
- 2) Insert the IP Drill into the Sleeve Hole and drill tip is caught in the residual bone. Check the scale of the area that borders the upper part of the guide hole, and then to drill the desired depth.

※ Drilling Speed & Torque 800~1,200rpm / 30~45Ncm



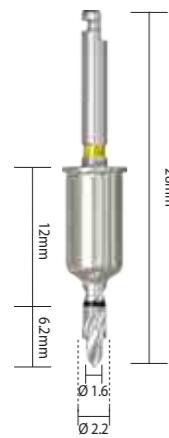
Diameter	Ø3.4
Product name	NGIPD34




• Initial Drill

Long drill cylinder enhances drilling accuracy by controlling wobbling issues.

※ Drilling Speed & Torque 800~1,200rpm / 30~45Ncm



Diameter	Ø2.2
Product name	NGTWD225

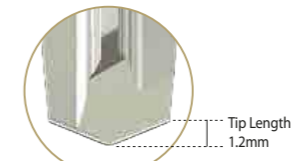
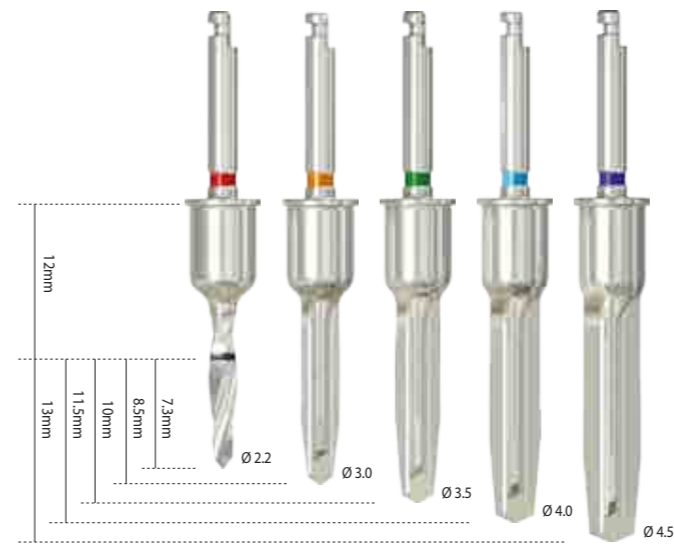


VAROGuide R/W Kit Components

• Taper Drill (Final Drill)

Used to expand the hole depends on the drill size in order to fit the fixture size.

※ Drilling Speed & Torque 800~1,200rpm / 30~45Ncm (option : 50~100rpm / 30~45Ncm)



*Taper drill's tip is 1.2mm longer than Fixture Length.

Drill Ø	Specification	Product name
Ø2.2	Ø2.2x7.3mm	NGTWD2207V
	Ø2.2x8.5mm	NGTWD2208V
	Ø2.2x10mm	NGTWD2210V
	Ø2.2x11.5mm	NGTWD2211V*
	Ø2.2x13mm	NGTWD2213V*
Ø3.0	Ø3.0x7.3mm	NGTD3007V
	Ø3.0x8.5mm	NGTD3008V
	Ø3.0x10mm	NGTD3010V
	Ø3.0x11.5mm	NGTD3011V*
	Ø3.0x13mm	NGTD3013V*
Ø3.5	Ø3.5x7.3mm	NGTD3507V
	Ø3.5x8.5mm	NGTD3508V
	Ø3.5x10mm	NGTD3510V
	Ø3.5x11.5mm	NGTD3511V*
	Ø3.5x13mm	NGTD3513V*
Ø4.0	Ø4.0x7.3mm	NGTD4007V
	Ø4.0x8.5mm	NGTD4008V
	Ø4.0x10mm	NGTD4010V
	Ø4.0x11.5mm	NGTD4011V*
	Ø4.0x13mm	NGTD4013V*
Ø4.5	Ø4.5x7.3mm	NGTD4507V
	Ø4.5x8.5mm	NGTD4508V
	Ø4.5x10mm	NGTD4510V
	Ø4.5x11.5mm	NGTD4511V*
	Ø4.5x13mm	NGTD4513V*

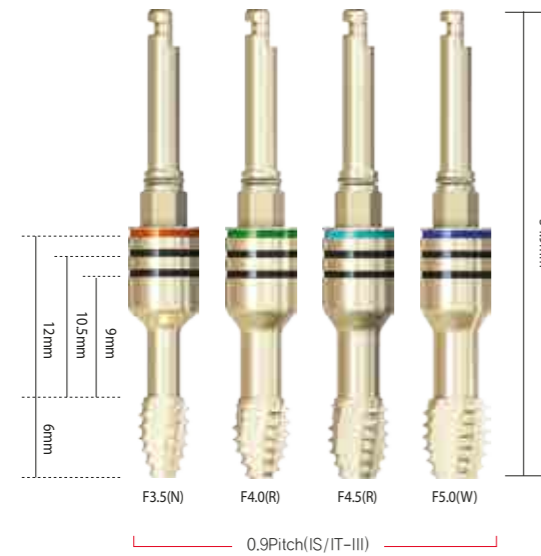
* Optional

VAROGuide R/W Kit Components

• Tap

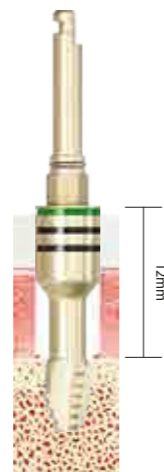
When placing the fixture, cortical tapping for Anytime Loading. Prevent over torque depends on Fixture Size.

※ Drilling Speed & Torque 30~50rpm / 30~45Ncm



Drill Ø	Diameter	Product name
0.9Pitch (IS/IT-III)	Ø3.5	NGCT35S09*
	Ø4.0	NGCT40S09*
	Ø4.5	NGCT45S09*
	Ø5.0	NGCT50S09*
0.8Pitch (IS-II)	Ø3.5	NGCT35S08*
	Ø4.0	NGCT40S08*
	Ø4.5	NGCT45S08*
	Ø5.0	NGCT50S08*

* Optional



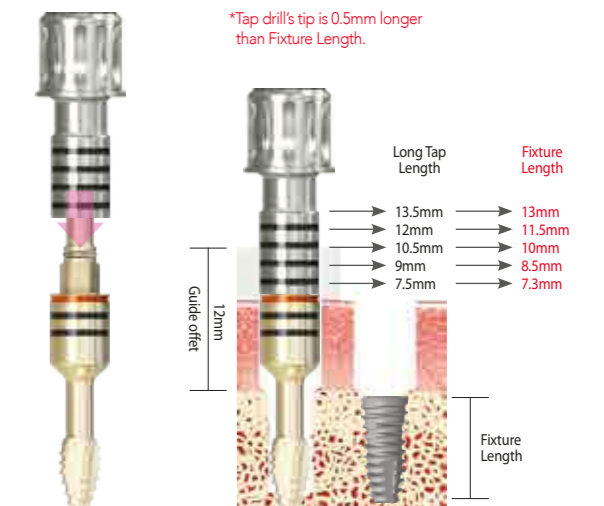
VAROGuide R/W Kit Components

• Connector

Used to transmit torque when connected to the tap and ratchet. When inserted to the tap, it can be used as a long tap by using a marker.



Type	Hex1.2, 15mm
Product name	NGRC10

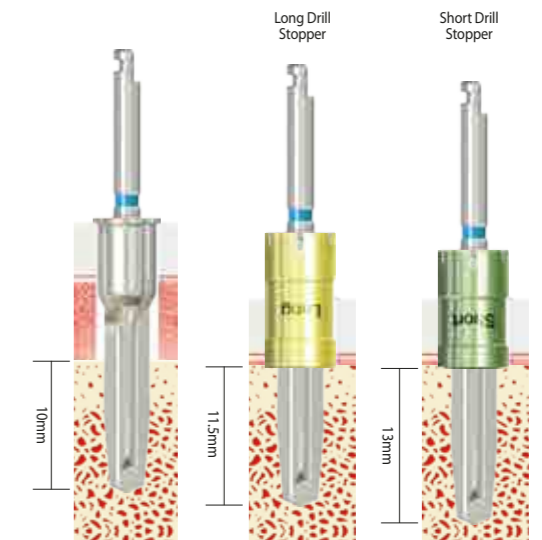


• Drill Stopper

- 1) Remove VAROGuide(Surgical Guide) and use it to control the desired drilling depth.
- 2) When placing 11.5mm and 13mm fixtures, use the Drill Stopper by connecting it to a 10mm drill.



Length	11.5mm	10.2mm
Product name	NGDSL	NGDSS



VAROGuide R/W Kit Components

• Fixture Driver


- 1) Use it for fixture placement.
- 2) Be careful as the driver may become separated from the fixture when placing the fixture.

※ Drilling Speed & Torque 30~50rpm / 30~45Ncm



Type	Length	Specification	Product name
IS Fixture Driver	Ratchet		NGISFDRRW*
	Contra Angle		NGISFDCARW*
IT Fixture Driver	Ratchet	Regular Neck	NGITFDRRN*
	Contra Angle		NGITFDCARN*
	Ratchet	Wide Neck	NGITFDRWN*
	Contra Angle		NGITFDCAWN*

* Optional




VAROGuide R/W Kit Components

• Wide Stopper

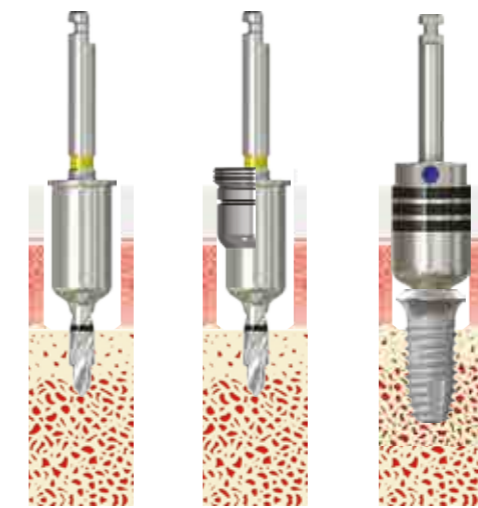
- 1) IT Wide Implant cases, attach to sleeve hole which applied Neobiotech Wide Sleeve(7.26mm) and remove Wide Conversion Sleeve during Fixture Implantation(using IT Wide Driver).
- 2) Select Short/Long Wide Conversion Sleeve depending on remaining thickness of the Guide.



Type	5.5mm, Short	7.5mm, Long
Product name	NGWCSS	NGWCSL



Neobiotech Wide sleeve Applied



Without Wide Stopper


With Wide Stopper

Fixture implantation without Wide Stopper

VAROGuide R/W Kit Components

• Parallel Pin

After Ø2.2 drilling, remove VAROGuide(Surgical Guide) and to check the direction and position of bone preparation.



Length	7.0mm	8.5mm	10mm
Product name	PP07F	PP08F	PP10F

• Hex Driver

Used to tighten or loosen the abutment screw.



Type	Hex1.2, 15mm
Product name	HD1215S

VAROGuide R/W Kit Components

• Drill Extension

Used to extend the length during drilling.



Product name	DE01
--------------	------

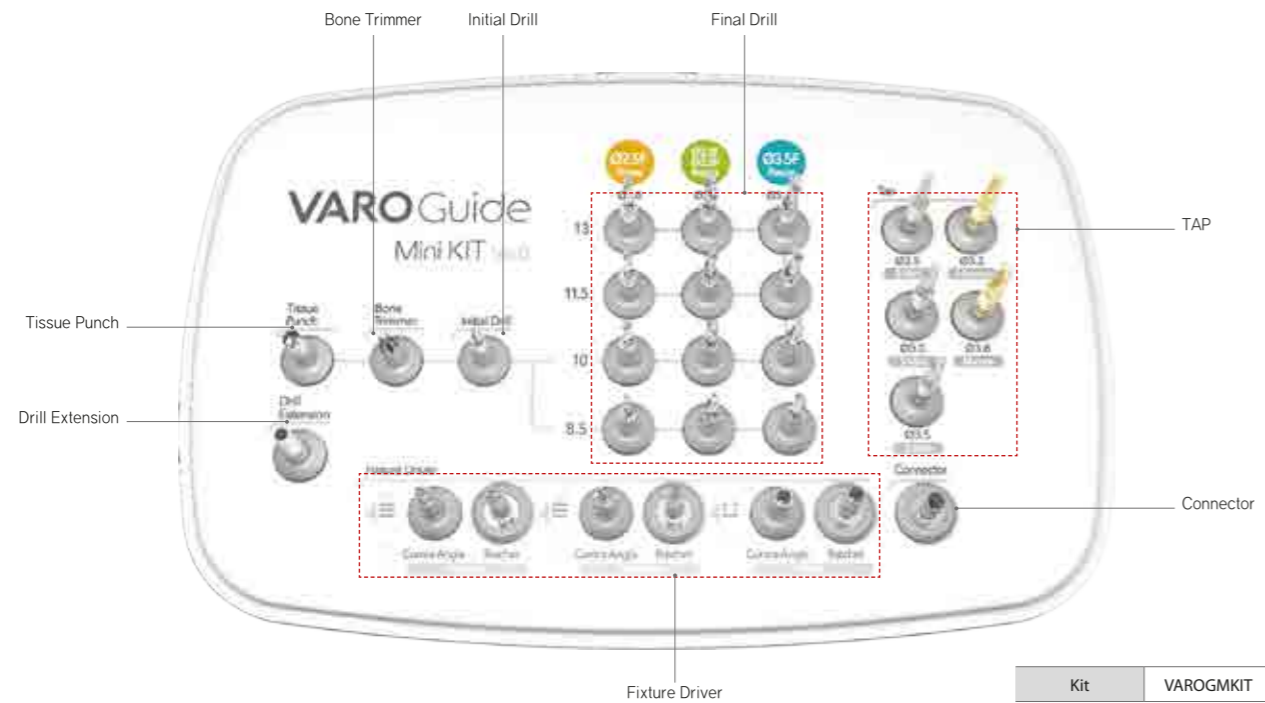
• Torque Ratchet

Used to apply torque by mounting on the driver and connector.



Type	10~60Ncm
Product name	TW60

VAROGuide Mini Kit Components

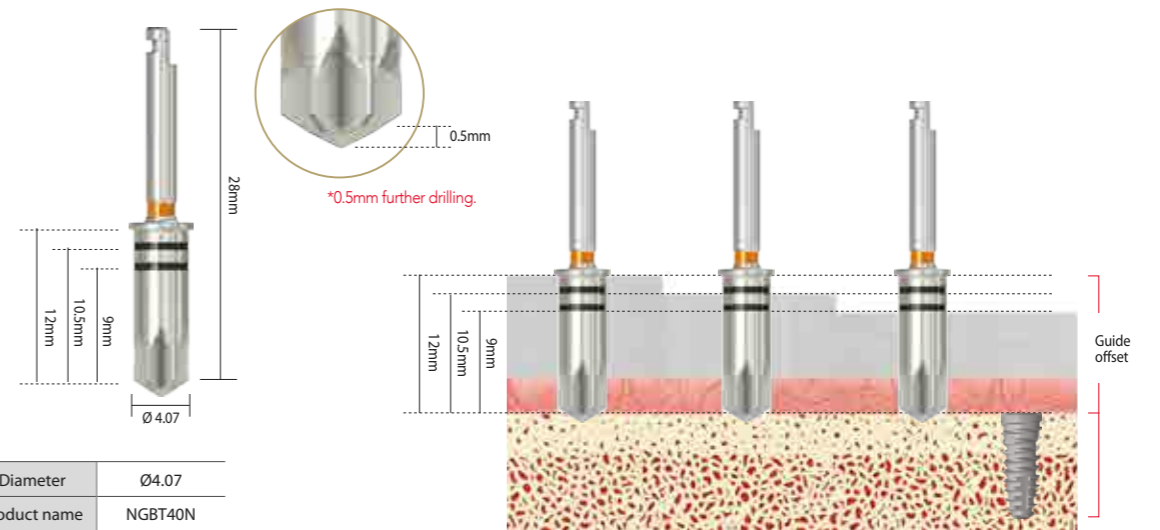


VAROGuide Mini Kit Components

• Bone Trimmer

Used to the bone level by removing residual alveolar bone.

※ Drilling Speed & Torque 800~1,200rpm / 30~45Ncm

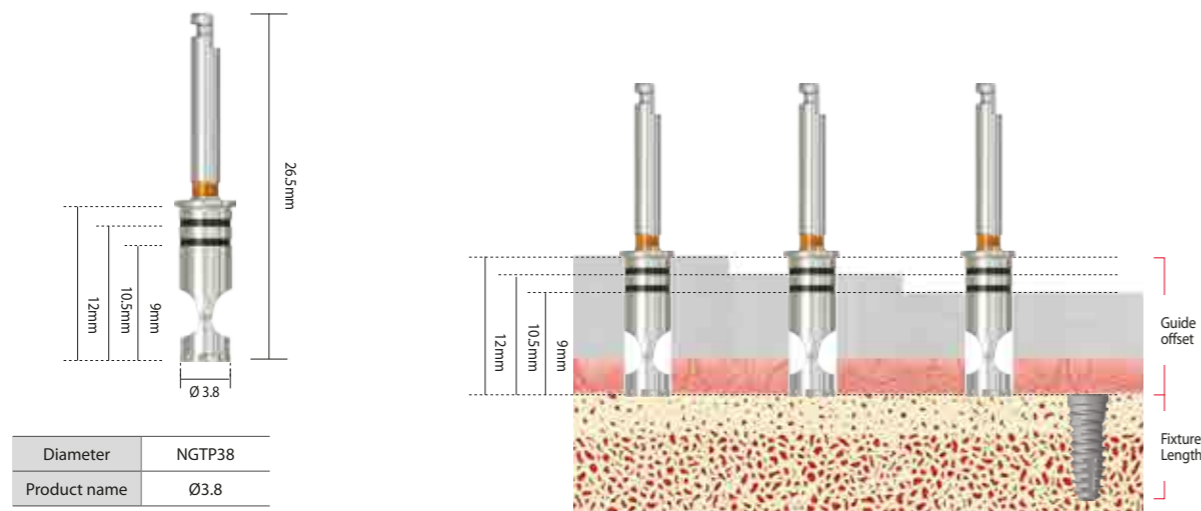


Diameter	Ø4.07
Product name	NGBT40N

• Tissue Punch

Used to remove the soft tissue.

※ Drilling Speed & Torque 800~1,200rpm / 30~45Ncm

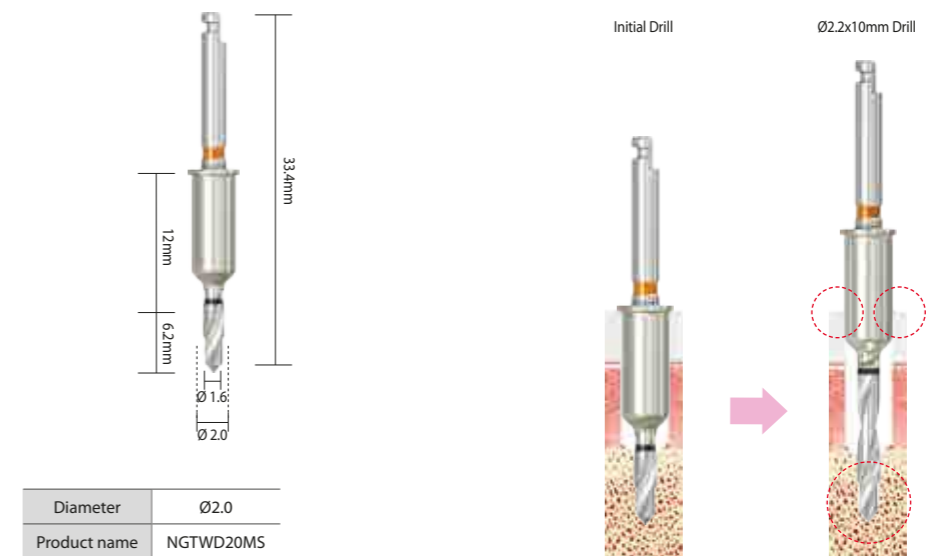


Diameter	NGTP38
Product name	Ø3.8

• Initial Drill

During initial drilling, secure the foundation hole so that the axis of the drill does not shake when in the correct position and direction.

※ Drilling Speed & Torque 800~1,200rpm / 30~45Ncm




Diameter	Ø2.0
Product name	NGTWD20MS

VAROGuide Mini Kit Components

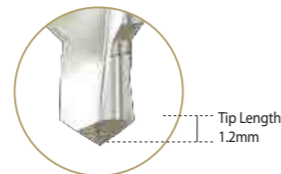
• Taper Drill (Final Drill)

Used to expand the hole depends on the drill size in order to fit the fixture size.

※ Drilling Speed & Torque 800~1,200rpm / 30~45Ncm



Drill Ø	Length	Product name
Ø2.0	8.5mm	NGTWD2008M
	10mm	NGTWD2010M
	11.5mm	NGTWD2011M
	13mm	NGTWD2013M
Ø2.65	8.5mm	NGTWD2608M
	10mm	NGTWD2610M
	13mm	NGTWD2613M
Ø3.15	8.5mm	NGTWD3108M
	10mm	NGTWD3110M
	13mm	NGTWD3113M



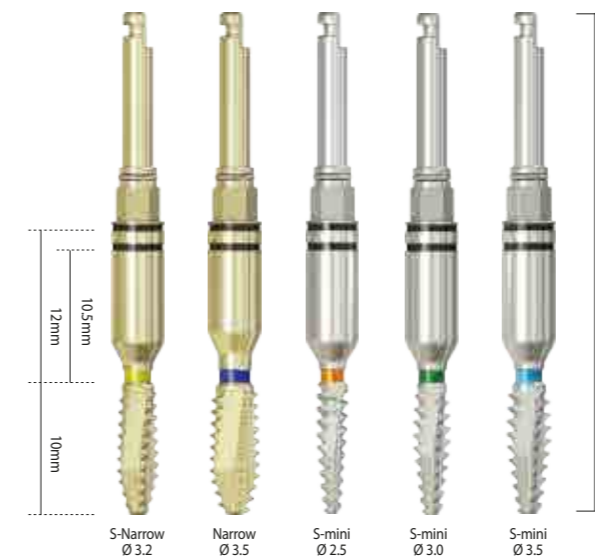
*Taper drill's tip is 1.2mm longer than Fixture Length.

VAROGuide Mini Kit Components

• Tap

When placing the fixture, cortical tapping for Anytime Loading. Prevent over torque depends on Fixture Size.

※ Drilling Speed & Torque 30~50rpm / 30~45Ncm



Drill Ø	Diameter	Product name
S-Narrow	Ø3.2	NGFT32L09M*
Narrow	Ø3.5	NGFT35L09M*
	Ø2.5	NGFT25L10M*
S-mini	Ø3.0	NGFT30L10M*
	Ø3.5	NGFT35L10M*

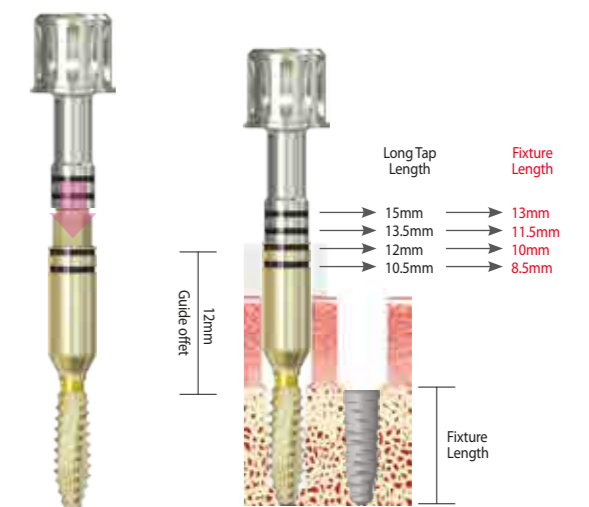
* Optional

• Connector

Used to transmit torque when connected to the tap and ratchet.

When inserted to the tap, it can be used as a long tap by using a marker.

Length	10mm
Product name	NGRC10N



VAROGuide Mini Kit Components

• Fixture Driver

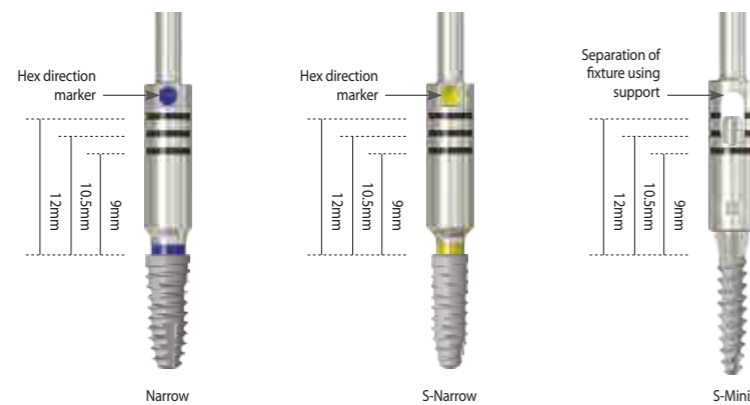
- 1) Use it for fixture placement.
- 2) Be careful as the driver may be separated from the fixture when placing the fixture.

※ Drilling Speed & Torque 30~50rpm / 30~45Ncm



Drill Ø	Type	Product name
Narrow	Ratchet	NGISFDRNA*
	Contra Angle	NGISFDCANA*
S-Narrow	Ratchet	NGISFDRSN*
	Contra Angle	NGISFDCASN*
S-Mini	Ratchet	NGSMFDR*
	Contra Angle	NGSMFDCA*

* Optional



VAROGuide Mini Kit Components

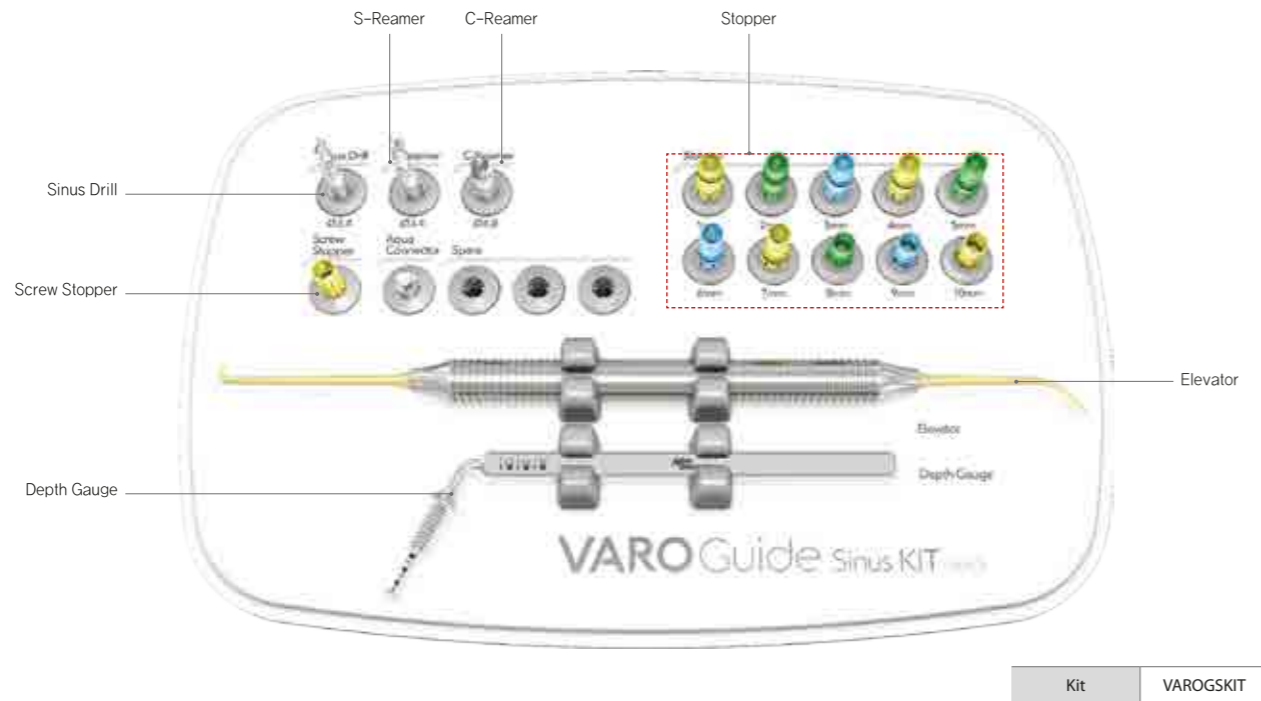
• Drill Extension

Used to extend the length during drilling.




Product name DE01

VAROGuide Sinus Kit Components



• Stopper

Used to control the height by connecting it to the surgical tool according to the height of the remaining bone.




* Only stopper included. Please order Stopper holder(NGSSH) separately.

VAROGuide Sinus Kit Components

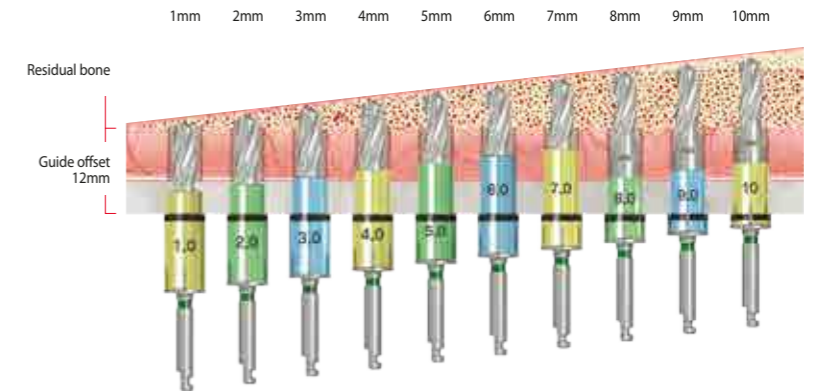
• Sinus Drill

Used to make the initial hole.

※ Drilling Speed & Torque 800~1,200rpm / 30~45Ncm



Diameter	Ø3.4
Product name	NGSTD34




* Sinus Drill : 0.5mm shorter (under) than Stopper Length.
Ex) 5mm Stopper → 4.5mm Drilling.

Residual bone(mm)	1	2	3	4	5	6	7	8	9	10
Stopper	1.0	2.0	3.0	4.0	5.0	6.0	7.0	8.0	9.0	10
Residual bone+Drilling(mm)	0.5	1.5	2.5	3.5	4.5	5.5	6.5	7.5	8.5	9.5

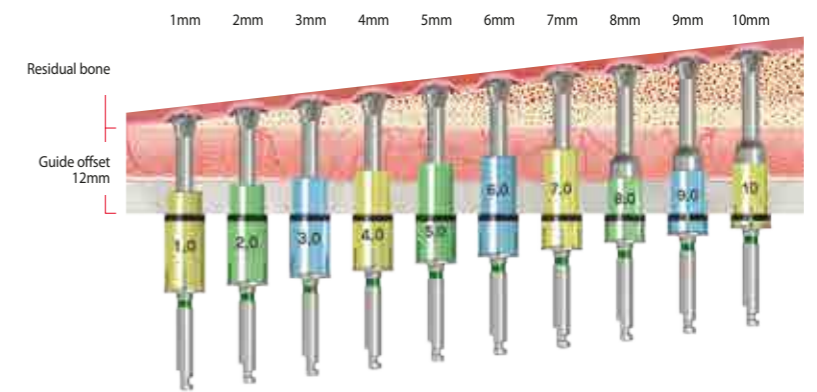
• S-Reamer

Used to elevate the maxillary sinus membrane without damage.

※ Drilling Speed & Torque 800~1,200rpm / 30~45Ncm



Diameter	Ø3.4
Product name	NGSSR34




* S-Reamer drill : 0.7mm longer(deeper) than Stopper Length.
Ex) 5mm Stopper → 5.7mm Drilling.

Residual bone(mm)	1	2	3	4	5	6	7	8	9	10
Stopper	1.0	2.0	3.0	4.0	5.0	6.0	7.0	8.0	9.0	10
Residual bone+Drilling(mm)	1.7	2.7	3.7	4.7	5.7	6.7	7.7	8.7	9.7	10.7

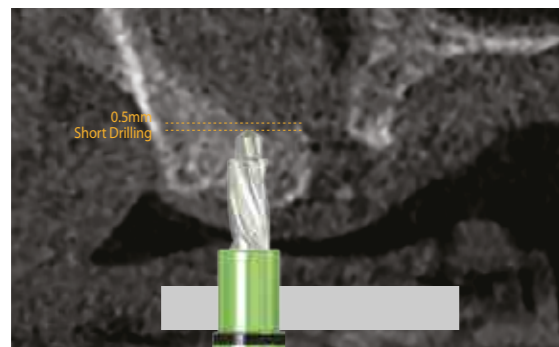
VAROGuide Sinus Kit Components

• Sinus Drill & S-Reamer



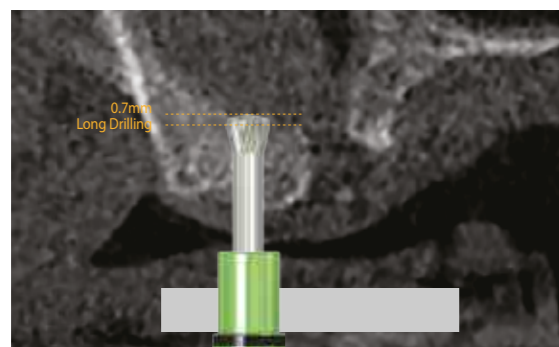
Implant Planning [VAROPlan S/W]

1) Set the distance from the planned fixture platform to the inferior cortical bone as the length of the residual bone, and select a stopper accordingly.



Sinus Drill

2) Drill by connecting the selected stopper with Sinus Drill. Drill up to 0.5mm under the inferior cortical bone.



S-Reamer


3) Drill by connecting the selected stopper with S-Reamer. Drill by lifting 0.7mm of the inferior cortical bone.

VAROGuide Sinus Kit Components


• C-Reamer

Used to elevate the maxillary sinus membrane without damage.

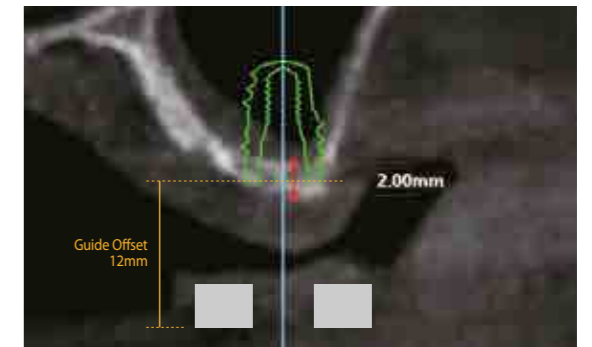
※ Drilling Speed & Torque 800~1,200rpm / 30~45Ncm



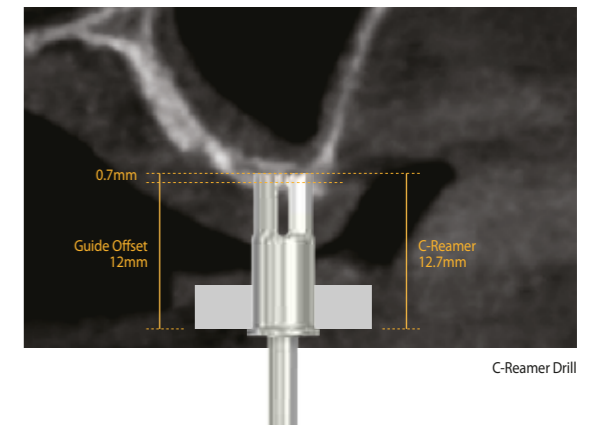
Diameter	Ø4.8
Product name	NGSCR4513



*Drill 0.7mm deeper from the planned fixture platform.



Implant Planning [VAROPlan S/W]



C-Reamer Drill

• Guide Depth Gauge

Used to check whether the correct depth was attained after drilling.



Diameter	Ø3.0
Product name	NGSDG30

VAROGuide Sinus Kit Components

• Bone Condenser & Aqua Connector

To place the grafting bone into the sinus hole, and is used to elevate the membrane using water.



Product name NGBCACS


• Aqua connector

Used to elevate or peel membranes.



Product name NGACR

• Aqua system (Aqua Valve, Hose (Set))



Product name AQHST

VAROGuide Sinus Kit Components

• Elevator

Used to elevate or peel membranes.



Product name SLE02


• Bone Carrier

Used to place the grafting bone into the sinus hole. (0.05cc per time)



Product name JUMBO2

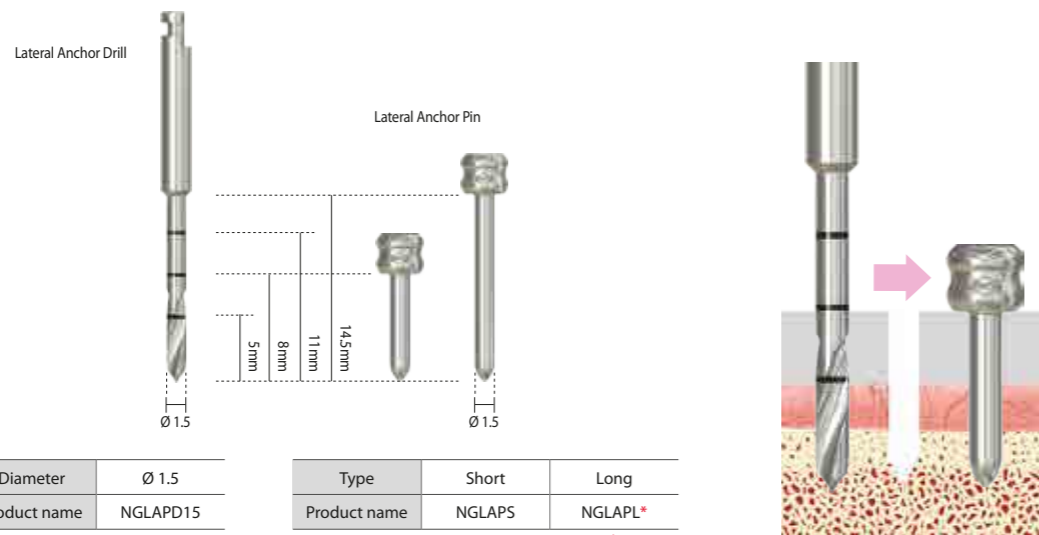
VAROGuide Accessory Kit Components



• Lateral Anchor Drill & Pin

- 1) Lateral Anchor Drill : Used to drill a hole to use a lateral anchor pin.
- 2) Lateral Anchor Pin : Used to insert it into the hole created to fix the Surgical Guide.

※ Drilling Speed & Torque 800~1,200rpm / 30~45Ncm



VAROGuide Accessory Kit Components


• Vertical Anchor

- 1) Used to fix the Surgical Guide in the oral cavity. Fix the guide vertically through the Guide Hole.
- 2) Types : In Bone and In Fixture Types. In Bone Type is used by fixing it to the alveolar bone and In Fixture Type is used by fixing it to the fixture.

※ When using Vertical Anchor In Bone type, it can be used only for Hard Bone (D1, D2), and it must be tightened up to 20Ncm. (Please note that if tightening more than 20Ncm, the anchor function may be lost.)



Type	Specification	Product name
In Bone	Regular, Wide, Bone	NGVABRW
In Fixture type	IS, Fixture, Regular, Wide	NGISVAFRW
	IT, Fixture, Regular Neck	NGITVAFRN

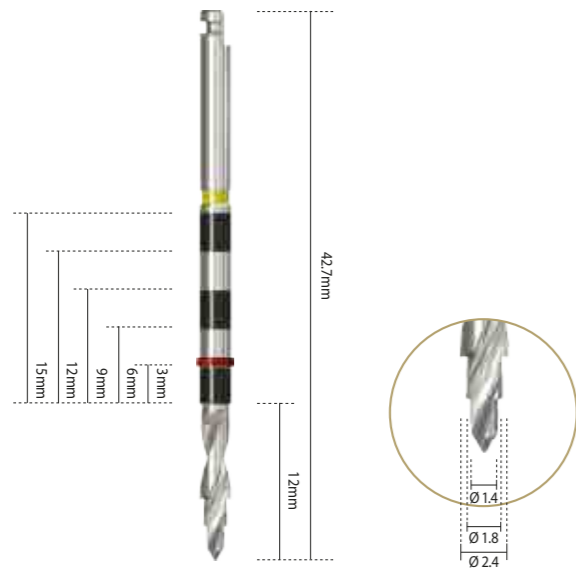


VAROGuide Accessory Kit Components

- **Single Guide Drill**

Used to create an initial hole (Ø2.4). To use a general drill after removing the Surgical Guide.

※ Drilling Speed & Torque 800~1,200rpm / 30~45Ncm



Diameter	Ø2.4
Product name	NGSD24



Single Guide Drilling using Surgical Guide General Drill without Surgical Guide



High Quality Dental Products

Equipment & Materials



Contents

Equipment & Materials	Implant Equipment	230
	Materials	232

Implant Engine

• New Impla NX LED



Micro NX NEW IMPLA NX LED

Feature

- Real-time torque and RPM display during operation
- Max 80N-cm
- Program function
- Memory function
- Powerful optic motor
- Auto Calibration

Manufacturer

- Micro NX

• Traus SIP 20



Product name SIP20 SET

Feature

- Real-time torque and RPM display
- Max 80N-cm
- Motor auto-calibration function
- Memory function
- Powerful optic motor
- Maintenance Friendly

Manufacturer

- Saeshin

• Traus SIP 10



Product name SIP10 SET

Feature

- Real-time torque and RPM display
- Max 70N-cm
- Motor auto-calibration function
- Memory function
- Powerful optic motor
- Maintenance Friendly

Manufacturer

- Saeshin

Chairside Handpiece

• Highspeed Handpiece



Product name RED-TUQL



Product name QK60L

* Coupling for RED-TUQL

Feature

- Power : 20W
- Speed : 350,000~400,000 min⁻¹
- Fiber Optic
- KaVo 460 LED Coupling compatible

Manufacturer

- APPLE-DENTAL



Product name RED-TUQP



Product name QN40

* Coupling for RED-TUQP

Feature

- Power : 17W
- Speed : 300,000~350,000 min⁻¹
- Self-powered Optic
- NSK QD Coupling compatible

Manufacturer

- APPLE-DENTAL

• Lowspeed Handpiece



Product name LN-M4

Feature

- LED Light
- Saline is irrigated via interior handpiece body.

Manufacturer

- APPLE-DENTAL

GBR Products (Bovine)

• Titan X



Type	Product name
0.25g	TITAN XV 025M
0.50g	TITAN XV 050M
1.00g	TITAN XV 100M
2.00g	TITAN XV 200M

Feature

- Less multiporosity ratio per gram unit
- Low-temperature processing technique allows ideal, natural surface topography, the same as human bone, stimulating osteoblast activity.
- Vitrification phenomenon caused by high-temperature process has been completely controlled.
- Pre HA structure, octacalcium phosphate crystal is found on the surface of TITAN-X, resulting in fast bone formation.

Manufacturer

- Dr. Daniel

GBR Products (Absorbable Membrane)

• Redura



Type	Product name
15 x 20mm	REDURA S 1520
20 x 30mm	REDURA S 2030

Feature

- Excellent strength(not easily teared apart) 5~9 months of maintenance period.
- Very safe product with 0% possibility of inflammation(PLLA) similar component to Alpha Hydroxy Acid that can be obtained from plants.

Manufacturer

- Medprin

GBR Products (Synthetic)

• Sorbone



Type	Product name	
	0.30 ~ 0.50mm	1.00 ~ 2.00mm
0.25cc	SORBONE S 025M	SORBONE S 025L
0.5cc	SORBONE S 050M	SORBONE S 050M
1.0cc	SORBONE S 100M	SORBONE S 100L
2.0cc	SORBONE S 200M	SORBONE S 200L

Feature

- β -TCP (100%)
- Strong osteoinduction rate with maximum blood flow from minimized surface tension generated by complete sphere pore design

Manufacturer

- Meta Biomed

• Diaderm M



Type	Product name
15 x 30mm	DIADERM M S 1530

Feature

- Used for GBR/GTR, it helps osteoblast's adherence and multiplication abilities to form a ideal bone formation

Manufacturer

- AH Care Dental

Peri-implantitis Solution

• R-Brush



Product Code	
Regular (Ø5.6)	ROUND BRUSH (R)
Wide (Ø6.6)	ROUND BRUSH (W)

Feature

- Titanium-alloy bristle
- Single use: no cross infection
- ø5.6 / ø6.6
- 2,000 ~ 5,000 rpm (20:1)
- Round type operation accelerates total surgery time 10 times faster.
- Contra-angle type supported brush quickly removes the inflamed.
- R-brush renews fixture surface for new bone growth.

• i-Brush 1



Product name	IBRUSH 1
--------------	----------



Feature

- T-shaped Tip
- Stainless Steel
- Single use : no cross infection
- Direct removal of the inflamed on fixture surface prevents bone loss.
- After brushing, new rough surface on fixture body supports new bone regeneration.
- i-Brush is easy to approach to operate; prosthetics does not required to be removed.

• i-Brush 2



Product name	IBRUSH 2
--------------	----------



Feature

- L-Shape Tip
- Titanium alloy : Improved durability
- Single use : no cross infection
- Sharp-designed tip and its narrow thickness (0.1 ~ 0.25 mm) effectively removes inflammation of inter-thread space of the fixture.
- Non-surgery treatment; prosthetics is not required to be removed.

• T Brush



Product name	TBRUSH
--------------	--------

Feature

- T-shaped Tip
- Pure titanium : Fracture-free durability
- Multi usable : re-usable up to 10 times
- Sterilizable : 132°C for 10min / 121°C for 15min
- Titanium material reduces damage on implant surface
- Non-surgery treatment

Peri-implantitis Solution

• GingiStar



Product name	GINGISTAR
--------------	-----------

Feature

- Fully automatic brush to prevent peri-implantitis
- Speed Control : Fast <-> Slow
- 10cc Saline automatically supplied with brush vibration cleanses foreign substances.
- A full charge takes 3.5H, and covers 60 uses (10 min per use).
- Prevention of Peri-implantitis

※ All products for peri-implantitis solution are manufactured by DMS.

Overdenture

• KERATOR



Feature

- Simple & safe abutment installation with plastic carrier
- Specialized nylon cap supports attachment and detachment of over 50,000 times.
- Compensation of angle without loading with cases of poor path

Manufacturer

- DAEKWANG I.D.M

Type	Cuff(mm)	EB 3.5	EB 4.0	EB 5.0	IS 3.5	IS 4.0	IT 4.0	Root Type (SET)	Root Type (Straight)	Root Type (20° Angled)	Root Type (10° Angled)
Straight	1.0	B331	B401	B501	SQ351	AS401	T401	LRA SET	LRA1	LRA2	LRA3
	2.0	B332	B402	B502	SQ352	AS402	T402				
	3.0	B333	B403	B503	SQ353	AS403	T403				
	4.0	B334	B404	B504	SQ354	AS404	T404				
	5.0	B335	B405	B505	SQ355	AS405	T405				
	6.0	B336	B406	B506	SQ356	AS406	T406				
15° Angled	1.5	B33AN1.5	B4AN1.5	B5AN1.5	SQ35AN1.5	AS4AN1.5	T4AN1.5				
	3.0	B33AN3.0	B4AN3.0	B5AN3.0	SQ35AN3.0	AS4AN3.0	T4AN3.0				

Type	Tool	Tip	Coping	Analog
accessory	KMT002	KMD719	Kerator Coping	Kerator Analog

Type	Male processing SET	Metal Housing	Male Cap (For Lab)	Male Cap (1.2ibs)	Male Cap (2.4ibs)	Male Cap (4ibs)	Male Cap (Zero Retention)	Male Cap (Extra Light Angled)	Male Cap (Light Angled)	Male Cap (Angled)	White Spacer
Cap	CDPHSET	CDPHMH	CDPHBLACK	CDPHBLUE	CDHPINK	CDPHWHITE	CDPHYELLOW	CDPHRED	CDPHORANGE	CDPHGREEN	CDPHWHITESPACER

NeoBiotech IMPLANT SYSTEM

See instruction for Use for Full prescribing information, including indications, contraindications, warnings and precautions. Some products may not be released on market.



NeoBiotech Implant System