

Premium Prosthetics



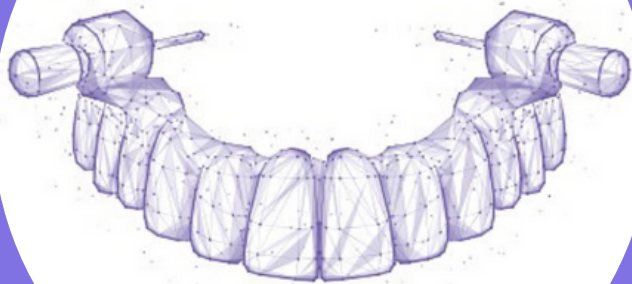
The Place Where Technology
Meets Art.



STRESS FREE PROCESS!



Krausz Remount-Guide System.



SIMPLIFY YOUR IMPLANT
PROSTHETIC WORKFLOW.



Remount Guide™ - for Peace of Mind:

- Smile design for optimal aesthetics.
- Prosthetic driven planning.
- Team communication tools.
- Strong durable temporary restoration.
- High-end aesthetic.
- Perfect balanced occlusion.
- Reduce chair-time by over 50% by using Remount locator pins.
- Increase patient comfort.
- Achieve patient satisfaction.

Maximize the guide:

- Remount (guide A) seats securely on remaining teeth facilitating positioning of location pins.
- Remount (guide B) now seats precisely following full extraction of the teeth utilizing location pin sites.

Advantages:

- Secure, stable accurate surgical guide.
- Prevents the need for free-hand surgery in extraction sites.
- Ensures predictable implant placement and positioning in accordance with plan.
- Excellent prosthetic outcome.

At Krausz Dental Solutions, we take an holistic approach:

With the use of advanced digital tools and diagnostics we evaluate aesthetic requirements and bone structure.

Following a complete digital mock-up we determine:

- Ideal tooth position.
- Optimal implant planning.
- Choice of prosthetic components.
- Ultimate aesthetic solution.

No matter how complex the case, with Remount we provide you with streamlined procedures and an aesthetic outcome.

Our method is simple, productive and cost-effective:

- Step-by-step streamlined procedure.
- Eliminates unnecessary visits.
- Easy and simple procedure even when the patient is under sedation.
- Cut treatment time by half.
- Eliminates unwanted laboratory procedures.

With years of professional experience in computer guided planning and prosthetic planning, Krausz Dental Solutions is a "one stop shop".



Important Notice:
Suitable for use with all implant systems.



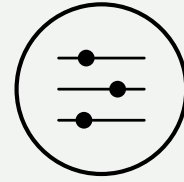
Benefits of Our Solution.



Planning -

The Remount-Guide combines full arch design with implant planning.


Prosthetic driven procedure ensures optimal aesthetics and function.



Control -

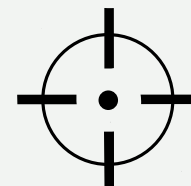
Stay in control!

A predictable and safe guided system offering the clinician full control throughout the planning and surgical stages. Intuitive software and hardware.



Time efficient -

Save valuable chair-time when fitting the immediate temporary bridge using our advanced Remount system and prosthetic location pins.



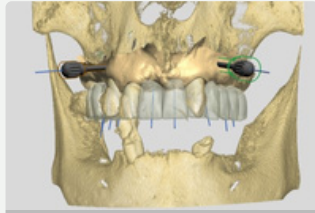
Accuracy -

Perfect occlusion, aesthetics and functionality.
Predictable, efficient and safe.

Pre-Plan: Total Digital Workflow.



Remaining Teeth - Front



Surgical Guide Planning



Planning Together



Final Result

Step by Step.

Step 1

Pin-Guide



Anchor Pin Guide



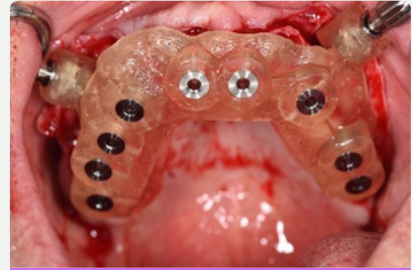
Pin Guide in Place

Step 2

Implant
Remount-Guide



Remount Guide



Remount Guide in Place*

Step 3

Remount-Bridge



Remount-Bridge







Remount Bridge in Place

*Available for pilot drill or fully guided



The Place Where Technology Meets Art.

Krausz Dental Ltd.


-  +972-3-574-7263
-  solutions@krausz.co.il
-  www.krausz.co.il
-  138 Jabotinsky St., Ramat Gan, Israel

Scan the QR code and register our app for easy ordering!

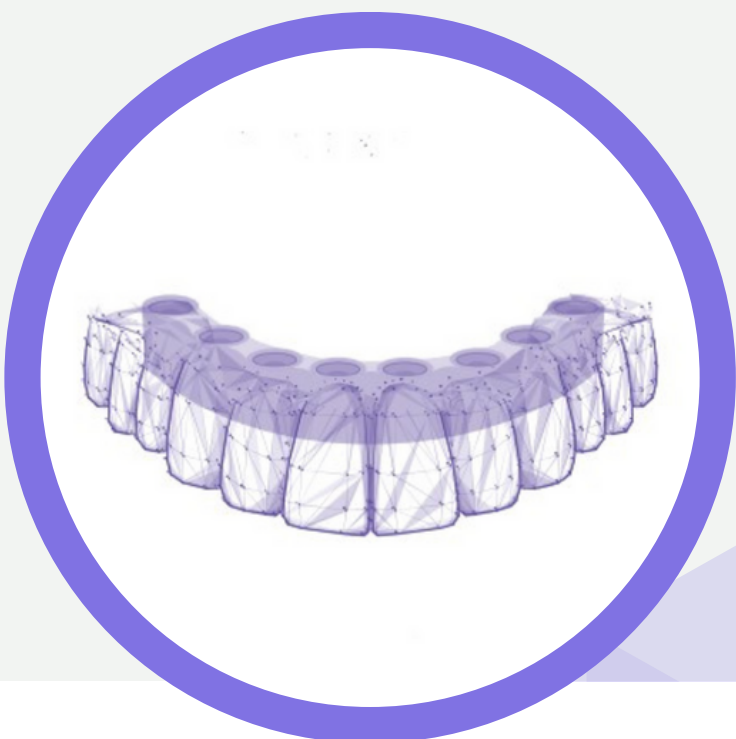
Please feel free to contact us with any questions or concerns.



STRESS
FREE
PROCESS!



Premium Prosthetics



10 YEAR
WARRANTY!

ZIRCONIA BRIDGE WITH TITANIUM CORE.



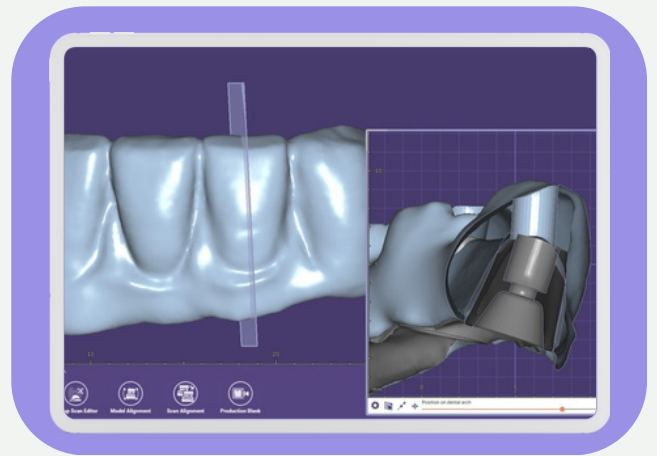
Prisma Benefits.




Unique titanium infrastructure with Zirconia overlay offers long-term reliability and prevents fractures.



Improved Aesthetics - Our advanced CAD/CAM manufacturing eliminates unwanted screw access channels in the aesthetic zone.



Passive Fit - Controlled digital workflow and high end milling procedures guarantee passive fit.



10 Year Warranty* - Confidence in our product. Your precision Prisma bridge is delivered with 10 year warranty.



Advantages of Our Solution.

Prisma Bridge - Zirconia Bridge with Titanium Core



- A monolithic zirconia overlay on precision milled titanium bar delivered with a 10 year warranty*.
- A fully digital workflow offering a predictable result. 3D design file + smile design are shared with you for viewing and approval. A diagnostic try-in will be sent for verification of aesthetic + seating prior to the final Prisma bridge.
- Simple, streamlined and user friendly process.
- Precision milled titanium bar with unique design gives optimal support for the zirconia overlay.
- The titanium bar offers excellent biocompatibility with the implant / abutment interface and the surrounding soft tissue.
- Precision manufacturing, high accuracy, excellent passive fit.
- Reduce lateral forces due to splinting of implants.
- Prisma bridge offers angled screw access channels up to 30 degrees.
- The restoration may be at implant or abutment level.
- Suitable for both partial or full arch restoration.



Simple Digital Workflow.

01

Acquisition of digital data -
Intra oral scan & Clinical images



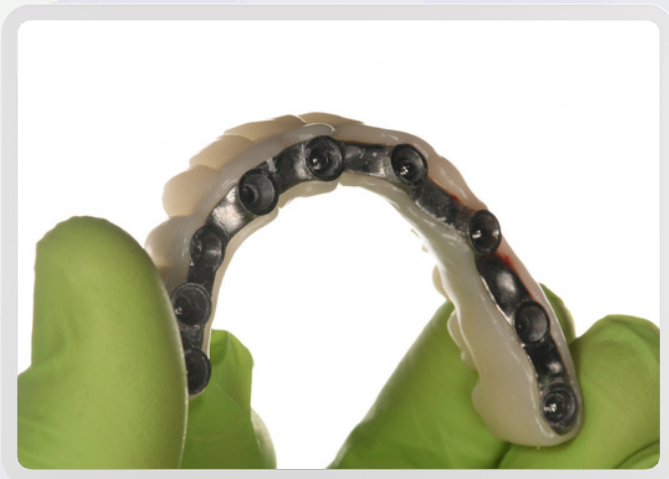
02

Preview of Prisma
bridge and smile design.



03

Try-in of verification -
An aluminum bar with resin overlay.



04

Final Prisma bridge with zirconia
monolithic overlay or milled hybrid PMMA.



- ✓ REDUCE THE NUMBER OF APPOINTMENTS
- ✓ SAVE ON VALUABLE CHAIR-TIME

- ✓ PREDICTABLE RESULT
- ✓ INCREASE PRODUCTIVITY

PMMA Bridge

Acrylic overlay suitable for use against full arch acrylic restoration.



Final Bridge

Zirconia Bridge - Recommended for all types of restorations, with a 10 year warranty*. High stability restoration.







*The warranty is given according to the company's terms and conditions



The Place Where Technology Meets Art.

Krausz Dental Ltd.

-  +972-3-574-7263
-  solutions@krausz.co.il
-  www.krausz.co.il
-  138 Jabotinsky St., Ramat Gan, Israel

Scan the QR code and register our app for easy ordering!

Please feel free to contact us with any questions or concerns.

