



Modern design

Get yourself a dental chair that stands out

Modern design inspired by the future.



Hanging type



Top mounted



Cart type






Bluetooth Music Function:

Relaxing music



Detachable spittoon 180 degrees rotatable



Metal backrest

Easy cushion replacement



Disinfection

Easy operation of automatic disinfection of the handpiece hoses and suction hoses



- European style dentist tray
- Ease of operation



- Cart type unit provides a freedom movement.
- Lifting cart unit
- 6 Racks with 135°rotation
- Emergency stop and first-aid chair position
- Clean-up chair position

Cingol 3.0 Smart Operation System

- Self-diagnostic detection system.
- Emergency stop and first-aid chair position.
- Interlock system: when a handpiece or scaler is being used, chair movement (up, down, back, forward) is locked.



Touch sense control panel



Ti-alloy handpiece tubing connector



Imported-brand 3-way syringe



Ergonomic Upholstery

-The thin backrest allows more room for the dentist



Multi-joint assistant tray arm.
Multi-angle movement convenient for four hands operation.



Touch sense assistant tray



3 Axis can be positioned for adults and children or disabled alike



Sidebox 90 degrees rotatable.



▶ Detachable sidebox cover, easy maintenance.



▶ Filter in each suction tube. Easy cleaning.



▶ Built-in double bottle water storage system for distilled and disinfected water.

T.MASTER

European style LED operating light

Stepless adjustment of LED light level.



Multi-function tray
USB charging port



Luxury multi-functional foot pedal also controls
the light and cup fill.



WINQ brand, the Italian style light arm is flexible and light.

OPTIONS



LED curing light



Scaler



Handpiece



Electric motor



Intra oral camera with support



ECG



Binocular loupes and microscope



T-Master teaching recording lamp



WINQ oilless air compressor



WinQ wet suction system



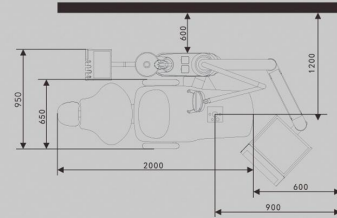
WinQ air suction system



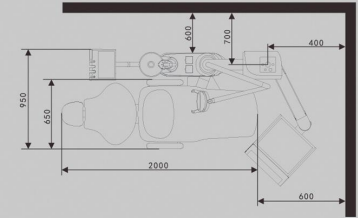
T-Master dental simulator

SPECIFICATION

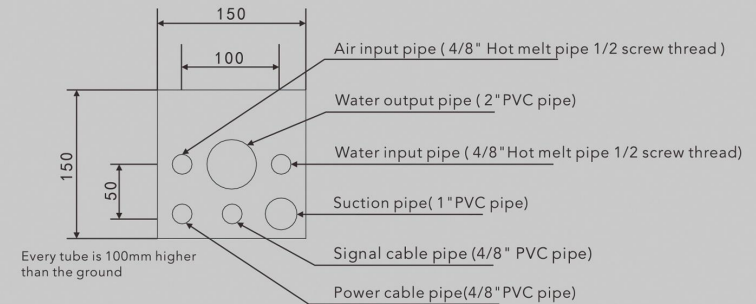
Input voltage: 230V \pm 10% ,50Hz
 Water pressure:0.2-0.4Mpa/2.0-4.0 bar
 Air pressure: 0.55-0.8Mpa/5.5-8.0 bar
 Gross weight: 255Kg



Built-in floor-box installation sketch map



External floor-box installation sketch map



Every tube is 100mm higher than the ground

External floor-box installation sketch map

Colour options



>Popular Colours ★★★★★

★★★★ S06
 ★★★ S01
 ★ S09
 Fibre leather