

WWW.SILVERFOXGP.COM

RECEPTIVE INGENIOUS INNOVATIVE

SILVERFOX

8000C SERIES

Dental Unit

SILVERFOX CORPORATION LIMITED

Add: No.18, 1st TongLe Road, TangXia Town, Pengjiang District,
Jiangmen City, Guangdong Province, China

Tel: +86(750)2633 320

E-Mail: sales@silverfoxgp.com

facebook.com/silverfoxdental



We believe the success of our customers is our greatest achievement.

Company profile

A group of individuals full of passion, dreams and pursuits, with gratitude and ingenuity, who are committed to improving the health and well-being of its clients.

Founded in 1995, the Silverfox brand unites a group of strivers, focused on the research, development and manufacturing of medical, dental and cosmetic equipment. Today, Silverfox has become the leader of the global exam chair & treatment table segment.

In 2016, we entered the dental equipment field and developed the dental chair 8000C series. Since then, we have listened to dentists, patients and our resale partners as to better improve customer experience and product innovation. Following this feedback, we have developed and improved the 8000C series in 2022, by enhancing its appearance as well as offering a more comfortable and a user-friendly experience. This newly launched 8000C series exemplifies our commitment to forming a strong bridge of communication between the Silverfox brand and its customers.

In addition, we have established a strong R&D team, alongside a 42,000 square meters (450,000 square feet) manufacturing center equipped with advanced production machinery and technique. We have also built a products and components testing laboratory following strict quality management guidelines. We hold this solid production foundation as proof and our strongest guarantee of our mission to bring high-quality dental equipment to our customers.



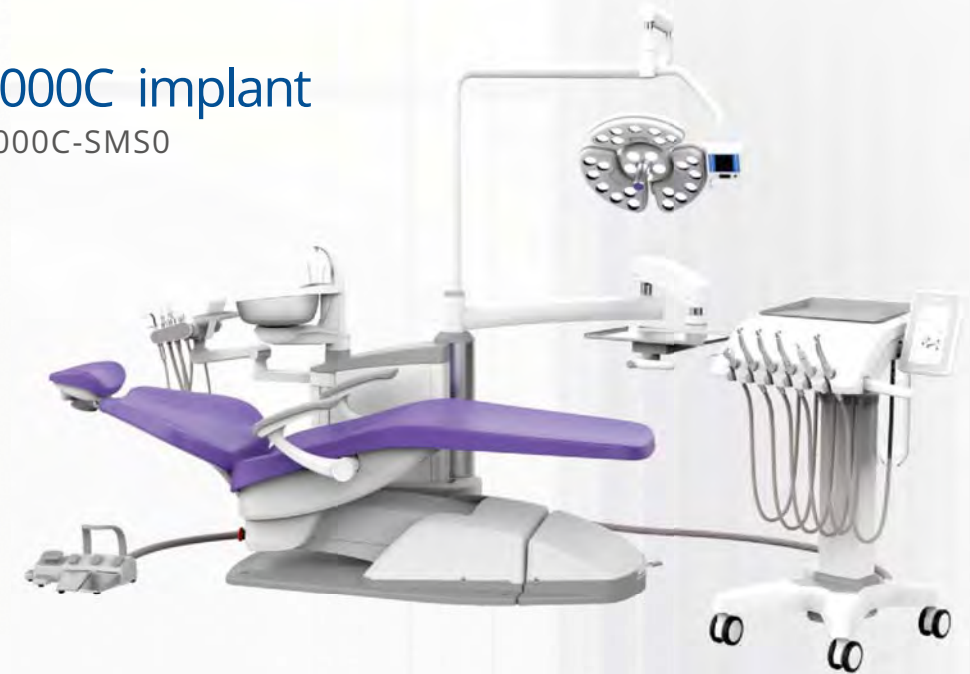
8000C series

8000C pro
8000C-SRS0



SILVERFOX
dental

8000C implant
8000C-SMS0



8000C classic
8000C-SRS0



Excellent patient comfort experience



Variable Speed Technology

This unique technology provides variable backrest speed to avoid discomfort when reclining.

Soft-Start Technology

The Soft-Start Technology eliminates the patient's feeling of vibrations when the motor start and stop.

Collision Protection

Collision Protection devices located at the backrest and bottom lift arm will stop movements of the chair if any obstructions occur.

Low Entrance Position

The 38cm minimum height of the chair accommodates patients of different age groups and physical height.

Linkage Motion

The backrest tilting matches the movement of patient's spine to prevent stretching and compression effects.

Trendelenburg Position

A Trendelenburg button allows the backrest to reach a lower incline of -4 degrees in case of emergency.

Synchronized Movement

Synchronized movement of the backrest and seatrest allows the patient to lie comfortably and stress-free in any treatment position.

Smooth workflow let you focus
fully on your patient



Whip Arm doctor unit is available for 8000C pro and 8000C classic

- The Whip Arm has 4 level fix points that allow the dentist to operate at a very comfortable distance and with less fatigue.
- 6 instruments holder panel: 1x syringe, 2x turbine, 1x turbine or motor, 1x ultrasound scaler and 1x extra customizable slot.



Detachable silicon pad with high temperature resistant and can be disinfected with autoclave.



Inductive sensor air brake on the handle allows easy lock and release with a thumb push.



The Hanging Hose and Cart type doctor units both offer 6 instruments holder panel.

1x syringe, 2x turbine, 1x turbine or motor, 1x ultrasound scaler and 1x extra customizable slot.



The Cart type unit offers motorized Up & Down function with lifting range from 76-96cm and maximum loading capacity of 35kg.

Hanging Hose doctor unit is available for 8000C pro and 8000C classic.
Cart Type doctor unit is available for 8000C implant.

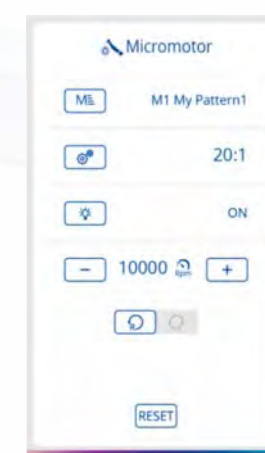
Smart LCD touch control panel



- -7 inches solo LCD touch screen.
- -3 user login accounts.
- -3 programmable positions for each user.

Both Whip Arm system, the Hanging Hose and Cart type, are integrated with Smart LCD touch screen that offers friendly user interface and smart integrated functions.

The system offers 3 user accounts, each user account has its own preference settings, the system will return to the last setting of each account after login.



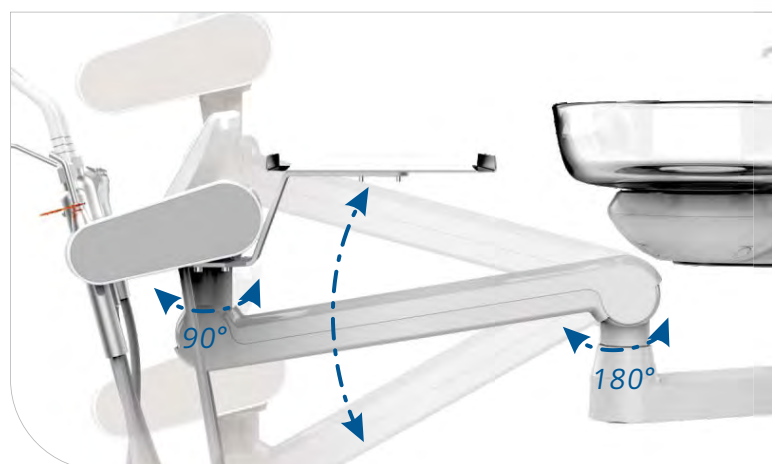
The integrated motor allows torque control of the micromotor on the LCD touch screen. Additional control panel is no longer required.

Both the Bien Air motor and the Silverfox motors are available.



Advanced 3+2 customizable assistant Module

4 levels height adjustment



3+2 customizable instrument holders



Assistant module on Compact Water Box



Assistant module on Large Water Box



Water unit

SILVERFOX
dental



The water box with door can swivel 90 degrees for easy and efficient daily maintenance.



The special design filter tray provides easy operation for filter cleaning.



Large interior space accommodates both the dry and wet suction systems. Available for Dürr, Cattani, and Metasys Amalgam separator.



1 Liter Distilled water/ Disinfectant bottle.



Detachable frosted glass bowl.



180° swivel cuspidor. programable cup filler and bowl rinse time.

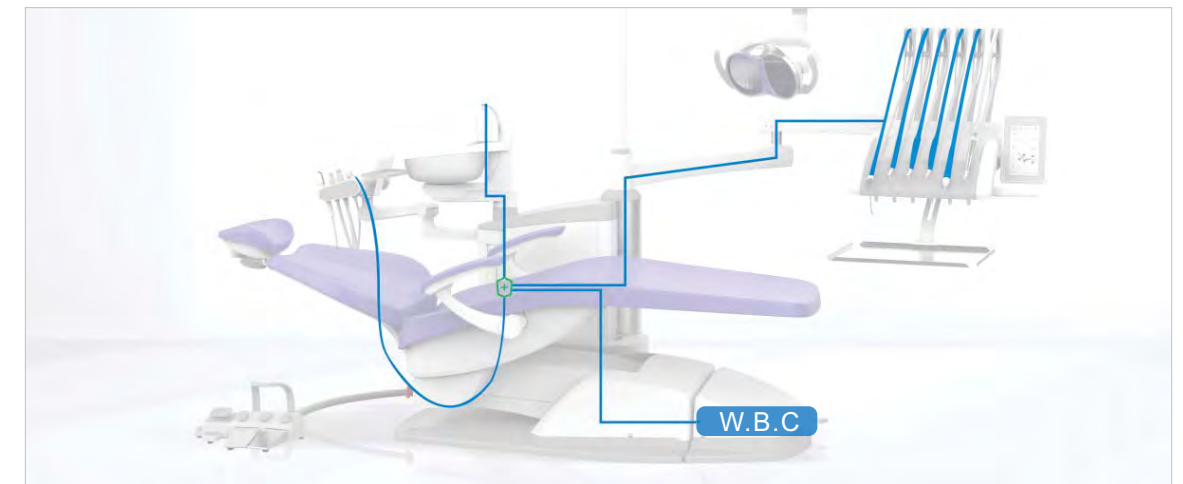


Compact water box available for 8000C classic.



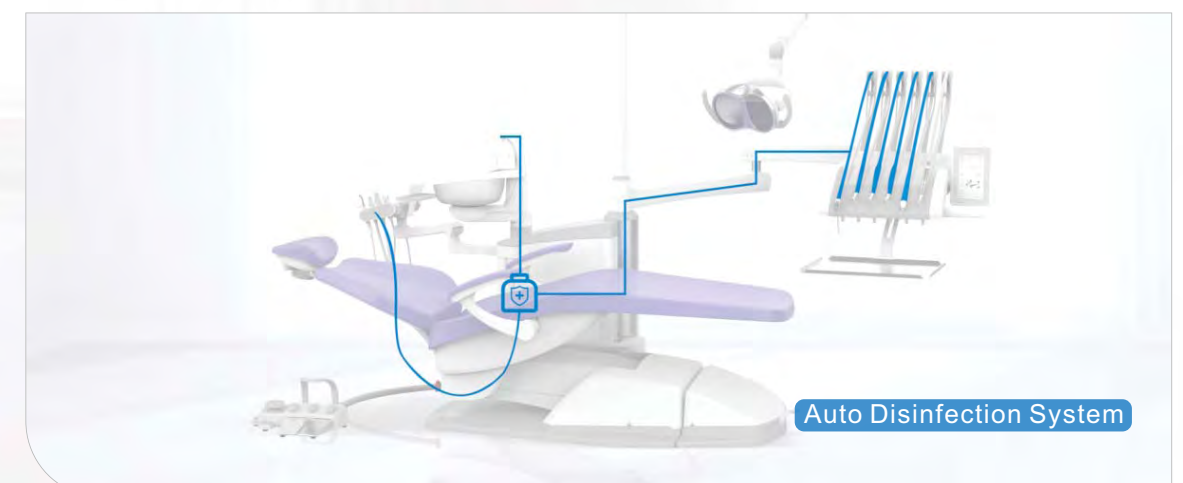
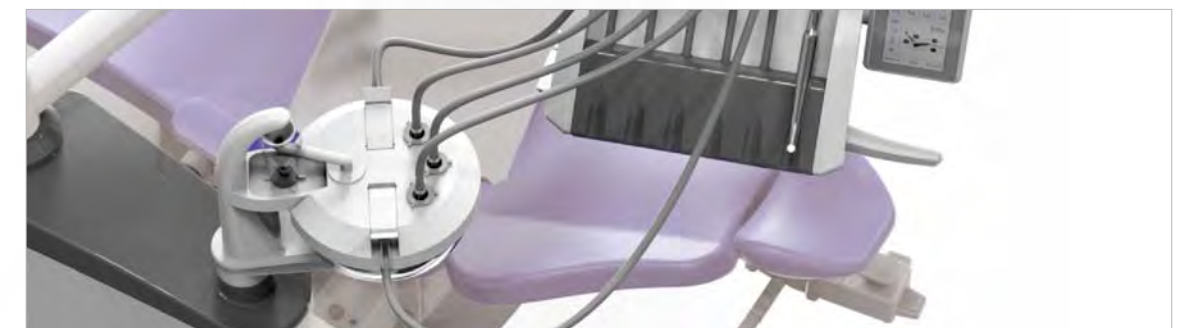
Suction filter for compact box.

Easy maintenance



W.B.C (option)

The W.B.C (Water Bio Control) system is located at the main water source and continuously sanitizes the water at the source. Experiments have proved that the system can effectively reduce the CFU (colony-forming unit) in water, thereby preventing the generation of biofilm.



Automatic Disinfection System

The system performs automatic disinfection cycle for the water circuits. Complete procedures of flushing, filling disinfectant, soaking and flushing with one push of button.

Firefly LED dental light 8L01



The new Firefly LED light adopts a reflection type design and is light in weight, ensuring a smooth operating experience. With the touchless sensor, it is easy to switch brightness from 7,000lux to 30,000lux. The high quality LED light source distribute light with high color rendering index (CRI>90), which is close to the sunlight and gives a true representation of teeth shade. Meanwhile, the light contains less harmful blue light wave, reduce eyes fatigue even after a long treatment.



Touchless sensor can control the on/off and brightness



The removable Light Handle makes the cleaning easier




The light has the Curing mode

SILVERFOX dental Clover Dental Operation Light



This shadowless dental operation light is an excellent choice for 8000 implant, it gives a wide range of shadowless light pattern that reduces the light position adjsutment even in a 4 hands or 6 hands operation, it has 8 steps brightness (30,000 ~ 90,000 lux) and color temperature (4,000k ~ 5,500k) adjustment by a large touch pad.

Multifunctional foot pedal 8J02



■ ■ Instruments spray water when only Cooling Water Pedal is pressed.
 □ ■ Instruments operates with air when only Driven Air Pedal is pressed.
 ■ ■ Instruments operates with mist when both Pedals are pressed.

Dentist stool



Assistant stool



Specification & Details

Models	8000C implant	8000C pro	8000C Classic
Patient Chair			
Chair Movement Range	Chair Lift Range :37cm ~ 73cm / Backrest Tilt Range: 5 ~ 75 degree (Trendelenburg position -4 degree)		
Chair Features	Soft start & stop / Variable speed tilting / Linkage motion & Synchronized movement / Tredelenburg position		
Chair Base Option	Grey Color Base (PU covered) / White Color Base (plastic covered)		
Safety Features	Emergency Stop button / Collision Protection Device / Chair locked when handpiece activated		
Loading Capacity	175 kgs (385 lbs)		
Dentist Unit			
Dentist Unit Option	Cart Type (with electric height adjustment)	Whip Arm Type or Hanging Hose Type (with inductive sensor air brake)	
Handpiece Holder positions	Syringe x1 + Turbine Handpiece x2 + Motor/Turbine Handpiece x1 + Ultrasound Scaler x1 + Camera x1		
Handpiece Tubing Type	2 Holes / 4 Holes / 6 Holes (with fiber optic system, option)		
Control Console	7 inches Color LCD touch Screen, Micromotor torque control and Lamp brightness control integrated		
Programs	3 groups x 3 customized program, LP/SP, Zero, Cup Filler and Bowl Rinse timer customizable		
Micromotor Options	Bien Air MCX / Silverfox Motor		
Instrument Tray	Tray on Cart x 1 (max 35kg loading) Tray on Hanging support x1	Tray on Hanging support x1	
Assistant Module			
Control Console Functions	Chair Movement Control, LP/SP, Zero, M1, M2, Bowl Rinse, Cup Filler, Light Switch		
Handpiece Holder positions	Syringe x1 + HVE x1 + Saliva Ejector x1 + Customizable position x2 (option)		
Assistant Unit Support	4 levels Height Adjustable Support		
Instrument Tray	Instrument Tray x1		
Water Unit			
Water Box Type	Large size water box, 90 degree swivel		Compact Water Box, 90 degree swivel
Suction Element Type	Dry Suction System (with amalgam separator) or Wet Suction System		Wet Suction System or Interior Suction (air & water driven)
Bottles	1 Litre Distilled water bottle x1, 1 Litre Disinfectant bottle x1		
Cuspidor	Detachable Frosted Galss bowl, with 180 degree swivel		
Heater	Yes		
Disinfection			
W.B.C (Water Bio Control system)	Optional		
Auto water line disinfection	20 minute auto disinfection program		Optional
	8000C implant	8000C pro	8000C Classic
Dental Light	Shadowless Operation Lamp	8L01 LED Reflection Type Dental Light	
Color Rendering Index	>90	>90	
Color Temperature	4,000 ~ 5,500k	5,500k	
Luminance	30,000 ~ 90,000 (±10%) Lux	7,000-30,000 (±10%) Lux at Standard Mode 7,000~20,000 (±10%) Lux at Curing Mode	
Light Pattern	shadowless	140 x 70 mm at 700mm focal distance (5.5" x 2.8" at 28")	
Yellow Mode	Color temperature adjustable	Yellow curing mode	
Control	Full function type	Sensor Control: on/off, brightness, Button Control: on/off, yellow mode, Foot switch Control: on/off	
Stools	2 Stools : 8C01 Dentist Stool x1, 1028A Assistant Stool x1		1 Stool : 8C01 Dentist Stool x1
Packing Info	8000C implant	8000C pro	8000C Classic
Dental Unit Packing	Wooden case with 2 stools inside	Wooden case with 2 stools inside	Wooden case with 1 stools inside
	146 (L) * 104 (W) * 110 (H) cm	146 (L) * 104 (W) * 110 (H) cm	146 (L) * 104 (W) * 110 (H) cm
	G.W. 326kg / N.W. 271kg	G.W. 337kg / N.W. 282kg	G.W. 316kg / N.W. 261kg
Dental Cart Packing	Wooden case	N/A	N/A
	64.5 (L) * 59.5 (W) * 85 (H) cm		
	G.W. 40kg / N.W. 20kg		