

WORLD OF **WINBAG®**

- pump it up..!



WINBAG® CONNECT

**Chain Units Together As Needed.
Customize Your WINBAG®
Experience!**

CLICK!



WINBAG® MINI

For Small, Tight areas.



WINBAG® MAX

**Large and Practical For All Your Heavy
Duty Needs! Easy to Configure
and Place.**

1993 Idea is conceived by a Danish installer

1994 World introduction at Danish Trade Show

2006 First Trade Show outside Denmark

2009 The special WINBAG Smiley Logo is introduced

2014 WINBAG named Top Tool by Cabinet Maker FDM Magazine

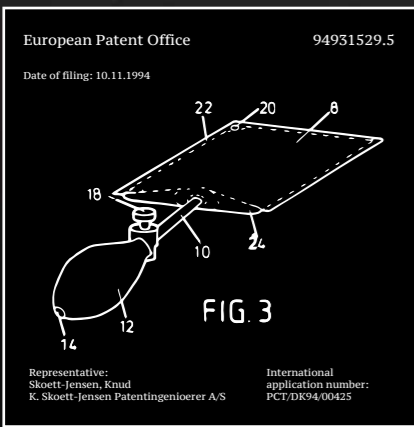
2015 New Product World Winner Award at the National Hardware Show
Show Pro Tools Innovation Awards Winner

2016 "Most Innovative Building Product" and "Best in Show" at the International Builders Show
"Best New Product" at the Lumber and Building Material Expo

2017 WINBAG CONNECT is launched (Patent pending)
WINBAG CONNECT wins the REDDOT Design Award

2018 WINBAG MINI is launched

2019 WINBAG MAX is launched
WINBAG CONNECT wins "Innovation Award Architektur + Bauwesen"




FROM HUMBLE BEGINNINGS


The very first idea of an inflatable air wedge concept was originally invented and patented by a Danish carpenter back in 1993. He was working on a jobsite, where he struggled while installing big, heavy and expensive Mahogany windows. He then got the idea that air under pressure is both powerful and precise, which was the start of the now world famous WINBAG®. Still to this day, WINBAG® is manufactured in Denmark/Europe and delivers the absolute highest quality brand.

HOW WINBAG® WORKS

The fiber-reinforced material of the WINBAG® makes it tough and durable, while at the same time being very gentle on the surroundings leaving no marks or scratches. The non-slip surface prevents the pillow from slipping out while in use. The specially designed hand pump and release valve makes it intuitive and easy-to-use with only one hand. This gives you the extra hand always needed. Very often a two man job can be done by one man and a WINBAG. All of your daily lifting, levelling, adjusting and positioning jobs can be performed in an easier and ergonomically correct way.



WHERE TO USE WINBAG®



- Installing windows
- Fitting doors
- Levelling cabinets
- Adjusting compliances
- Mount glass sections
- and much more...

WINBAG® MAX

The biggest and most powerful version provides lifting power up to an astonishing 250 kg! Equipped with a 150 cm long hose the WINBAG® MAX is operational even in hard to reach places and from different work positions. Attached to the hose is a unique suction cup that allows you to prefix the powerful hand pump within a comfortable position.

Dimension: 24 cm x 24 cm
Load capacity: 250 kg per WINBAG®
Operating span: 2 mm – 70 mm



WINBAG® CONNECT

WINBAG® CONNECT is the most popular and versatile product in the range. It is equipped with a connector which enables you to click your WINBAG® CONNECT's together in any pattern that fits your specific job. Every time you add to your system you also increase the lifting power up to a powerful 450 kg.

Dimension: 16 cm x 16 cm
Load capacity: 135 kg per WINBAG® *)
Operating span: 2 mm – 50 mm



WINBAG® MINI

This small and handy product fits into narrow and tight spaces. Quick and fast: The small size allows fast operation when only a few squeezes to the pump is needed for reaching maximum pressure power.

Dimension: 10 cm x 16 cm
Load capacity: 70 kg per WINBAG®
Operating span: 2 mm – 40 mm

Material: Fiber Reinforced Material



The WINBAG® Line Is Always Expanding!

– FROM WINBAG® USERS AROUND THE WORLD



CAUTION: All WINBAG® products should always be considered a supplementary tools and normal precautions in the work environment should be followed. WINBAG® is capable of producing powerful pressure between it and its surroundings and caution should therefore be exerted when inflating and deflating. When fully inflated the WINBAG® takes on a rounded shape, from which elements can potentially slide or roll off from a relatively high position. The pressure in the pillow element will slowly decrease during use and the WINBAG® may also suddenly deflate if, for example, punctured by sharp objects such as screws and drills during use. Therefore, always make sure that parts being held in place or separated by the WINBAG® are firmly secured by other means. Use care when inflating and deflating WINBAG® and make sure that no body parts such as fingers or toes are between WINBAG® and its surroundings, and/or between the parts being held in place. Make sure the same applies for any individuals close to the application and that they are not standing too close to elements on which WINBAG® is being used. WINBAG® may only be operated by hand using the rubber hand pump. Never use pneumatics on the WINBAG® and never tamper with or modify the state in which the WINBAG® was originally purchased. Do not exceed the maximum load stated per WINBAG® for any job even when using more WINBAG® units at the same time (see specifics for WINBAG® CONNECT about this). Local building regulations and any other relevant laws must be followed when using WINBAG®. WINBAG® is a Registered Trademark.