


DIRECTA
ceramir®
CAD/CAM BLOCKS



Nature inspired innovation
with predictable and reliable results.

Ceramir CAD/CAM BLOCKS – the new generation of ceramics

The new bioceramic Ceramir CAD/CAM BLOCK represents a groundbreaking advancement in the field of prosthetic materials.

An advanced patented laser sintering technology creates this new bioceramic material consisting of a single glass phase.

The unique structure of the material offers a superior combination of strength, flexibility and aesthetics.

As a result, Ceramir CAD/CAM BLOCKS not only enhance workflow efficiency but also offer numerous additional advantages, making them an outstanding choice in the evolving market of CAD/CAM materials.

With Ceramir CAD/CAM BLOCKS you can easily complete your restoration in three simple steps: milling, polishing and cementation.



Aesthetic and Strong



High Fracture Resistance

Ceramir CAD/CAM BLOCKS are made from a unique laser-sintered bioceramic material that offers strength comparable to particle-infiltrated ceramics (lithium disilicate), with an embedded resilience similar to dentin (20 GPa). This allows a reduction in tension during masticatory loading, creating a shock-absorbing effect that minimizes occlusal stress.


| Technical Data | DEJ <small>Dentin-Enamel Junction</small> | Ceramir CAD/CAM BLOCK | Lithium disilicate | Zirconia |
|--------------------------------|--|--------------------------|-----------------------|----------|
| Flexural Strength (Biaxial) | 199,3 MPa | 320 MPa | 250 - 300 MPa | 1000 MPa |
| Compressive Strength | 384 MPa | 550 MPa | 600 MPa | 1200 MPa |
| Flexural Modulus | 20 GPa | 20 GPa | 100 GPa | 200 GPa |
| Surface Hardness | 159 HV | 100 HV | 600 HV | 1200 HV |

Source: Linny Angker, et al Journal of Dentistry, (2003) 31, 261 - 267 | Saveetha Dental University | OS University World Ranking 13 | Technical data from manufacturer's documentation



High Edge Stability

Due to the characteristics of the material, restorations made of Ceramir CAD/CAM BLOCKS can be milled to very thin margins while keeping a high edge stability. A full crown will need a thickness of 1.5 mm in areas with cusps and occlusal contacts, whilst veneers can be milled down to as little as 0.3-0.5 mm maintaining a smooth edge to enable as little gap formation as possible.



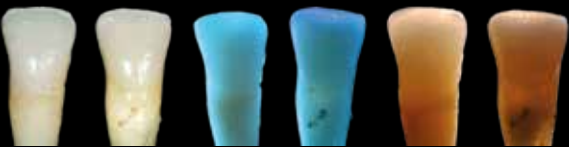
Images: Courtesy of Dr. C. Novelli

Photographs of veneers showing margin characteristics. Ceramic margins (A) milled to 0.3 mm compared to veneers made of Ceramir CAD/CAM BLOCKS (B) milled to 0.3 mm.



Natural Look

Due to the homogenous glass-like structure of the material, Ceramir CAD/CAM BLOCKS have a natural translucency with light reflections and, after a very short polishing time, a high gloss surface similar to that of a natural tooth. This gives a permanent natural appearance. Even more natural individual characterisations can be accomplished using staining kits, made of flowable composite material, which is applied on the inside of the restoration giving an excellent aesthetic result over time.



Images: Courtesy of Dr. Dietschi, Geneva Smile Centre, Switzerland

Natural tooth (right side) compared to Ceramir CAD/CAM BLOCKS restoration (left side) under different lighting conditions. Ceramir CAD/CAM BLOCKS matches the optical properties of the natural tooth.

Efficient Cost-Effective Workflow



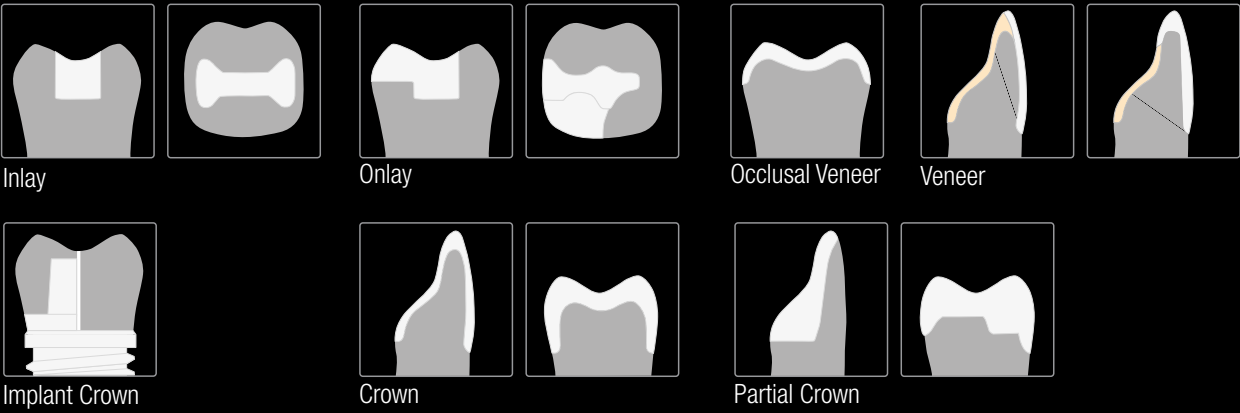
Simply Polish and Cement

The unique properties of Ceramir CAD/CAM BLOCKS enable a much shorter milling time than needed for other CAD/CAM blocks. This reduces chairside time and it is possible to save money as the milling burs last much longer than when milling other CAD/CAM blocks. With Ceramir CAD/CAM BLOCKS, you save even more time and equipment since no additional firing is required - just polish and cement.



Ceramir CAD/CAM BLOCKS can be used with a wide variety of different indications: crowns, inlays, onlays and veneers. Ceramir CAD/CAM BLOCKS can even be used for implant supported prosthetics.

Indications



Easy to adjust and repair

Due to the composition of the material, restorations can easily be repaired if needed with composite in the mouth.

Patient friendly




Non toxic and antibacterial

Ceramir CAD/CAM BLOCKS are proven free of Bisphenol A, non-toxic and cause no irritation to skin or mucosa.*

The antibacterial properties of Ceramir CAD/CAM BLOCKS coming from zinc oxide and fluoride in the material, prevent biofilm and bacterial growth on the surface of the restoration.



Test sample-Ceramir CAD/CAM BLOCKs no biofilm formation following exposure to bacteria.



Control sample - composite restorative material: Biofilm formation following exposure to bacteria.

*Toxicity Studies: Human Stem Cells Intracutaneous reactivity test (ISO 10993-23:2021) and skin sensitization test (ISO 10993-10:2021) - Data on file.

Patient case

Non-Prep Attrition / Abrasion

Female patient, 52 years. Main patient complaint: Discolored teeth, size of teeth

Oral examination revealed severe tooth wear (erosions) due to acid reflux. With the patient's consent, old restorations were removed and the vertical dimension was restored. A non-invasive full-mouth reconstruction was performed, including anterior veneers. This work resulted in an ideal smile line and no postoperative sensitivity. A four-year follow-up showed intact marginal integrity and the restorations maintained their original gloss.



BEFORE
TREATMENT



4 YEARS AFTER
TREATMENT

Images: Courtesy of Cosmident (Belgium)

Dental Team: Cosmident (Belgium)
Marco Tudts D.D.S M.Sc.D
Stephan Lampl B.Ch.D. MClin. Aesthetic & Restorative Dent. M.D.T. B.B.A.
Thomas Lampl C.D.T.
Material: Ceramir CAD/CAM BLOCKS

Type, Size and Colour

T-BLOCK
Translucent Enamel



Enamel

C-BLOCK
Chroma



A0 A1 A2 A3

i-BLOCK Implant
Translucent Enamel & Chroma



Enamel A0 A1 A2 A3

All Ceramir CAD/CAM BLOCKS are available in standard size 12 x 14 x 18 mm.



Ceramir CAD/CAM T-BLOCK

Ceramir CAD/CAM T-BLOCKS are highly translucent blocks that mimic the natural enamel. This universal T-BLOCK can be individually colour matched through cementation, which can simplify the clinical procedure leading to less inventory stock needed.



DENTIN
Shade

ENAMEL
T-BLOCK



Ceramir CAD/CAM C-BLOCKS

Ceramir CAD/CAM C-BLOCKS are chromatic blocks, which correspond to shades A0, A1 A2 and A3.



Ceramir CAD/CAM i-BLOCK

Ceramir CAD/CAM i-BLOCKS are used for precise and reliable fabrication of implant supported restorations. They fit precisely onto titanium base (Ti-Base) or similar attachments so that the final restoration can be placed in the same appointment to save time and cost and to improve the patient's experience.



Ceramir i-BLOCKS can be used as screw retained single abutment crowns and for final crowns. Its antibacterial properties and its form, which maintains a good mucosal seal, help to prevent biofilm and bacteria growth on the restoration surface. The composition of the material creates a shock absorbing effect comparable to the one of a natural tooth to withstand occlusal stress.



Ø S / Ø L
12 x 14 x 18 mm

Precision manufacturing processes guarantee a precise fit onto Titanium Base (Ti-Base or similar attachments) so that the final restoration can be placed in the same appointment, reducing treatment sessions and improving the patient experience.

Ceramir i-BLOCKS are compatible with all systems that provide a Ti-Base interface.

| REF | Product Description | Pieces |
|--------|---|-----------|
| 805187 | Ceramir CAD/CAM T-BLOCK Universal Enamel - 12x14x18mm | 5 pcs/box |
| 805188 | Ceramir CAD/CAM C-BLOCK A0 - 12x14x18mm | 5 pcs/box |
| 805189 | Ceramir CAD/CAM C-BLOCK A1 - 12x14x18mm | 5 pcs/box |
| 805190 | Ceramir CAD/CAM C-BLOCK A2 - 12x14x18mm | 5 pcs/box |
| 805191 | Ceramir CAD/CAM C-BLOCK A3 - 12x14x18mm | 5 pcs/box |
| 805192 | Ceramir CAD/CAM i-BLOCK (ø S) Universal Enamel - 12x14x18mm | 5 pcs/box |
| 805193 | Ceramir CAD/CAM i-BLOCK (ø S) A0 - 12x14x18mm | 5 pcs/box |
| 805194 | Ceramir CAD/CAM i-BLOCK (ø S) A1 - 12x14x18mm | 5 pcs/box |
| 805195 | Ceramir CAD/CAM i-BLOCK (ø S) A2 - 12x14x18mm | 5 pcs/box |
| 805196 | Ceramir CAD/CAM i-BLOCK (ø S) A3 - 12x14x18mm | 5 pcs/box |
| 805197 | Ceramir CAD/CAM i-BLOCK (ø L) Universal Enamel - 12x14x18mm | 5 pcs/box |
| 805198 | Ceramir CAD/CAM i-BLOCK (ø L) A0 - 12x14x18mm | 5 pcs/box |
| 805199 | Ceramir CAD/CAM i-BLOCK (ø L) A1 - 12x14x18mm | 5 pcs/box |
| 805200 | Ceramir CAD/CAM i-BLOCK (ø L) A2 - 12x14x18mm | 5 pcs/box |
| 805201 | Ceramir CAD/CAM i-BLOCK (ø L) A3 - 12x14x18mm | 5 pcs/box |
| 10521 | edelweiss Veneer Bond | 1 pc/box |
| 13750 | edelweiss Effect Shade Opaque White | 1 pc/box |
| 13760 | edelweiss Effect Shade Blue | 1 pc/box |
| 14702 | edelweiss Effect Shade Ice | 1 pc/box |

DIRECTA



DIRECTA AB
 Finvids väg 8
 194 47 Upplands Väsby, SWEDEN
 +46 8 506 505 75
info@directadental.com
www.directadental.com

DIRECTA INC
 64 Barnabas Road, Unit 3
 Newtown, CT. 06470, United States
 +1 203.491.2273
infousa@directadental.com
www.directausa.com



edelweiss dentistry products gmbh
 Smile Center Dammstrasse 68
 A-6922 Wolfurt, Austria
 +43 5574 62 890-10
www.edelweissdentistry.com



directadental



directadental



DirectaAB

The contents of this brochure including layout and images are protected by copyright ©2025 Directa AB. All rights reserved.

BRO_CeramirCADCAMBLOCKS_en_2025-01-29_REV03