



TRI[®]
EXPERIENCE
HUB

matrix[®]



DISCOVER THE FUTURE
OF DIGITAL IMPLANTOLOGY



matrix®

NO
ABUTMENT.
NO
CEMENT.
NO
LIMITS.

THE WORLD'S FIRST **DIGITAL IMPLANT**

The **matrix**® is the first-ever dental implant connection that has been specifically designed for the new digital manufacturing technologies such as CAD/CAM milling or 3D printing. The implant concept allows to plan the restoration directly on the implant without the use of the abutment and without manual cementation.

10 digital **matrix**® applications allow an immediate access to fast, precise and profitable clinical workflows - eliminating the need for an abutment.



8 unique
patents



10 integrated apps for
the digital workflow



CE & FDA
Registered



Red Dot Awards
winner

10 INTEGRATED APPS FOR YOUR DIGITAL WORKFLOW

INCLUDED
WITH EVERY
matrix[®]
IMPLANT



Designed specifically to streamline your digital workflow, these digital applications offer fast, precise, and profitable clinical workflows. With these complimentary add-on digital applications at your fingertips, you'll have access to the **matrix**[®] digital universe, without the need of any abutment and no extra costs.



**SCAN&
Smile**

The Fastest & Simplest
Implant Smile

p. 6



**TRI[®]
DIGITAL HEALING
COLLAR LIBRARY**

Individual healing for every patient

p. 10



**TRI[®]
SCAN BRIDGE**

The Ultimate Digital Scanning
Experience

p. 14



**TRX GUIDED
SURGERY**

Empower your precision with
TRX Guided Surgery

p. 18



**TEETH
2GO**

Prepare the perfect smile
before Surgery

p. 20



**TOOTH-
IN-A-BOX**

All-in-One implant+
Zirconia restorations

p. 22

SCAN & SmileTM IN ONE HOUR



THE FASTEST & SIMPLEST IMPLANT SMILE

WATCH THE VIDEO



The Scan & Smile Solution combines the power of **matrix[®]** implants and digital manufacturing.

Scan & Smile allows you to PLACE & SCAN the implant and PRINT & INSERT the provisional crown in less than 1 hour.

Incorporating 3D printing technology into the practice can increase profits by up to 3-5 times on immediate crowns, providing patients with an immediate aesthetic result and reducing chairside time for both practitioners and patients.



MORE PROFIT
3-5x
per crown



ONE VISIT
60 minutes
to patient smile



ENHANCED ESTHETICS
Better
clinical results

IMMEDIATE TREATMENT OPTION FOR YOUR CLINIC **IN 1 HOUR***



*based on single tooth indication

TRI[®] DIGITAL HEALING COLLAR LIBRARY



INDIVIDUAL HEALING FOR **EVERY** PATIENT



WATCH THE
VIDEO



TRI[®] is expanding its **matrix**[®] implant line portfolio with the first ever digital healing collar library. The digital healing collar library for the **matrix**[®] implant system allows to choose from 48 individual healing components based on the biological tooth shape.

Soft tissue management made easy by choosing a design in the CAD software and adding a personal touch based on the patient factors.



No CAD design
needed



Individual
tissue healing



Cost efficiency
no abutment needed



Print
Chairside

TAKING **FULL-ARCH** TO THE NEXT **LEVEL**

The **All-on-X** immediate digital full-arch implant restoration combines the latest advancements in digital technology with the **matrix**® implant system. This innovative solution eliminates the need for abutments, cement, models, and analogs, resulting in a faster and more precise treatment process.

No limitations in materials, indications, and angulations provides greater flexibility and personalization for your patients' unique needs.

ALL-ON-X

NO ABUTMENT. **NO** CEMENT. **NO** LIMITS.



Immediate Local
Workflow
(Chair- & Labside)



Faster Workflow
& 73% higher
precision

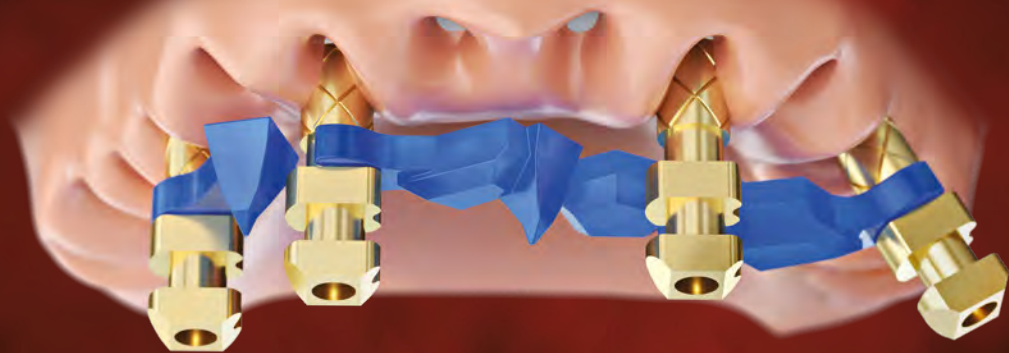


No Limits in
materials, indications
& angulations



Cost &
Material
Savings

TRI[®] SCAN BRIDGE



THE ULTIMATE DIGITAL SCANNING EXPERIENCE

WATCH THE
TUTORIAL



The **matrix**[®] Scanbridge Technology provides a high-precision, cost-effective solution for full-arch scanning of the edentulous patient. Its simple design and easy click mechanism allows for easy handling and scanning of both implant position and soft tissue with one scan in only 20 seconds. The Scanbridge can be printed locally, saving cost and time.

It is compatible with all IOS scanners and available in different lengths and angulations, making it a versatile and seamless addition to any workflow.



Highest precision
for full-arch scanning



Full-arch scan in
20 seconds



Compatible with all
IOS Scanners & no
installation needed



Print
Chairside



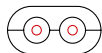
FULL-ARCH DIGITAL IMPRESSION

The **matrix**[®] is also available and compatible via TRI[®] specific scanflags for the leading oral scanners in the world of photogrammetry. The technology allows for precise scanning of the edentulous jaw and delivers treatments with high quality and accuracy.

COMPATIBLE WITH



HOW DOES IT WORK?



Implants
capture



Soft tissue
registration



Precise
digital model

Trademarks and images copyright of respective companies



INTEGRATION
OF THE **matrix**[®]
INTO MOST **PRECISE**
IMPLANTS ORAL SCANNER
IN THE WORLD

TRX GUIDED SURGERY



EMPOWER YOUR PRECISION WITH TRX GUIDED SURGERY



TRX Guided Surgery offers a radically reduced workflow with an unmatched precision due to the sharp cutting properties of the drills. Enjoy the highest level of precision, even in challenging cases, with TRX's lateral cutting abilities and patented 2-level depth stop.

With its simple and unique design, color-coding, and compatibility with major software providers, TRX is the ultimate solution for seamless and precise dental surgery.



Highest
precision



Minimal portfolio
of instruments



Fast surgical procedure
& handling for staff



Compatible with
all major software

TEETH 2GO



WATCH THE
TUTORIAL



PREPARE YOUR PATIENT'S PERFECT SMILE **BEFORE SURGERY**



The **Teeth2Go** makes the implant process easier and more efficient than ever. Whether it's for a single crown, bridge, or full arch, the innovative **Teeth2Go** App is designed to fit every indication seamlessly. With our patented FlexFit Technology, you can prepare and customize restorations chairside, ensuring a perfect smile is ready before the surgery. The process is so streamlined that your patient will only need to spend 30 minutes in the chair, with minimal adjustments and maximum satisfaction. Deliver exceptional results effortlessly, making every patient experience a success with minimal time and effort.



Faster chairside
Procedure



Better
Esthetics



Higher
Stability

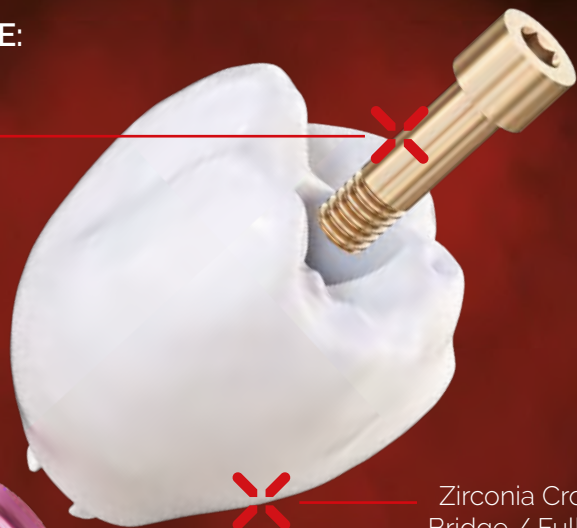


Time and cost
Saving

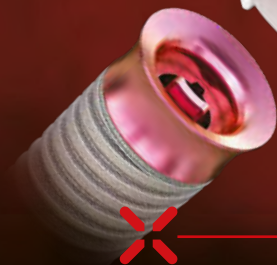
TOOTH- IN-A-BOX

INCLUDED IN THE
ALL-IN-ONE PACKAGE:

Clinical Retaining
Screws



Zirconia Crown /
Bridge / Full Arch



matrix® Implants

ALL-IN-ONE IMPLANT + ZIRCONIA RESTORATIONS FOR SINGLE, BRIDGE AND FULL ARCH

WATCH THE
VIDEO



Our exclusive, cost-effective Tooth-in-a-Box Package delivers a comprehensive, all-in-one solution for streamlined dental restorations. Featuring **matrix**® implants, fixation screws, and final monolithic zirconia restorations, it's designed to cover Single Crowns, Bridges, and Full Arches with precision. This bundled package offers competitive pricing to boost efficiency and expand your treatment capabilities, making high-quality restorations simpler and more accessible.

INDICATIONS:



Tooth-in-a-Box



Bridge-in-a-Box




Arch-in-a-Box



TRI[®] CERTIFICATED LAB

From the TRI[®] certified labs directly to your patient's smile, our dedicated labs uphold the highest standards of excellence. Each restoration is meticulously crafted with precision, ensuring optimal outcomes for every patient. Together, we create smiles that not only look beautiful but truly transform lives.

TRI
ACADEMY
matrix[®]
CERTIFIED
LAB



HOW TO GET STARTED

Discover the simplicity of delivering perfect crowns without the hassle and with less communication. **TOOTH-IN-A-BOX** offers a streamlined, direct-to-practice approach.

Get started in just three easy steps.

STEP
1

ORDER YOUR PACKAGE

Place your order through the Scan & Smile Service Portal

STEP
2

PLACE & SCAN


Treat your patient using the **NO**-abutment **matrix**[®] technology.

STEP
3

FIT & SMILE

Receive the final restoration directly at your practice, ready for a perfect fit.

PLACE YOUR
ORDER DIRECTLY
HERE



SCAN &
Smile[™]
SERVICE

ABOUT SCAN & SMILE SERVICE

The Full-Lab **Scan & Smile**[®] Service delivers tailored, on-demand solutions for dental professionals, blending high-quality designs with specialized prosthetics for both dentists and labs. Experience precision-driven results, advanced technology, and competitive pricing—all in a unified approach.

matrix[®] CASE BOOK

follow-ups & new cases

INCLUDING CASES BY:



Prof. Ronald Jung



Dr. Ramón Gómez Meda



Dr. Ryan Dunlop

AND MANY MORE


DOWNLOAD THE matrix[®] CASE BOOK



matrix[®] CLINICAL DATA



DOWNLOAD THE NEW matrix[®] SCIENTIFIC SUMMARY WITH ALL PRE-CLINICAL AND CLINICAL EVIDENCE





TRI Dental Implants Int. AG
Switzerland
Infoline Europe: 00800 3313 3313
Infoline USA: (949) 676-7383
www.tri.swiss

TRI® Dental Implants, the TRI® Dental Implants logotype and all other trademarks used in this document are, if nothing else is stated or is evident from the context in a certain case, trademarks of the TRI Dental Implants Int. AG.
TRI® Innovation Brochure EN 2025-03

Discover
more!

