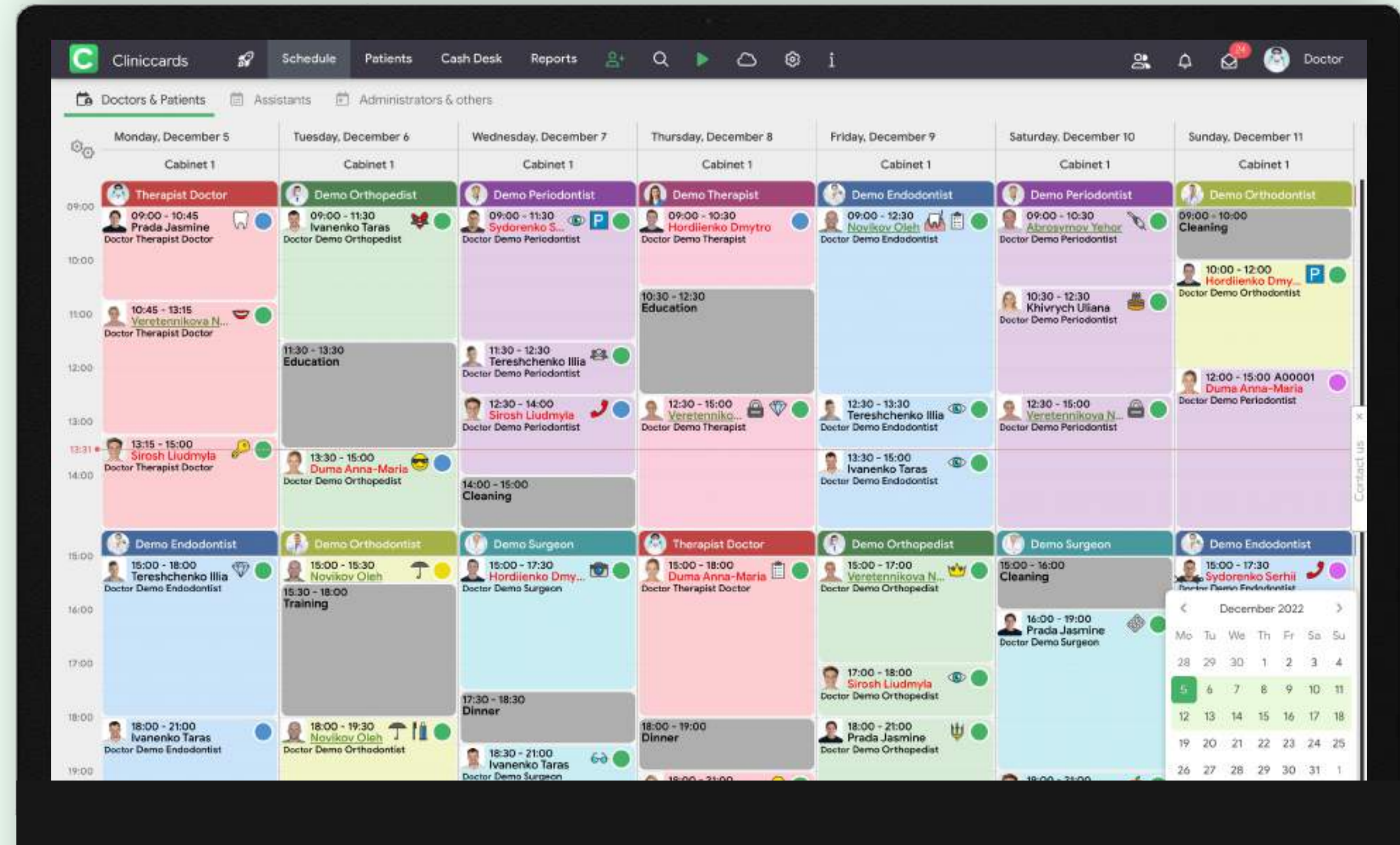



cliniccards

MAKES
DOCTORS'
WORK
EASIER

IN ONE CLICK

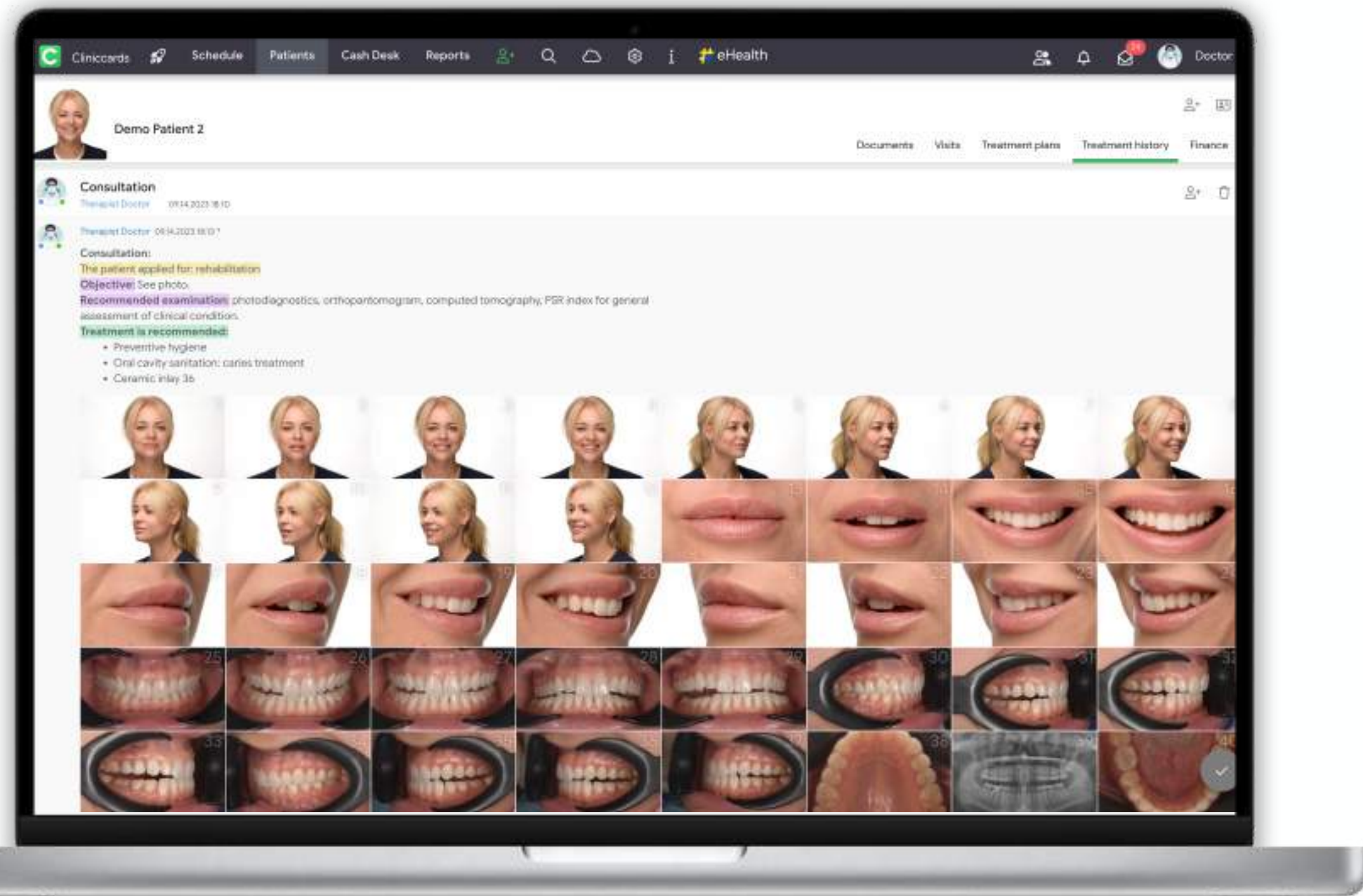


...BECAUSE:

cliniccards

SOLVES FIVE MAIN

DOCTORS'
PROBLEMS



1

KEEPS ALL THE INFORMATION ABOUT PATIENTS IN ONE SAFE SPACE

2

SAVES TIME BY FILLING OUT PATIENTS' CARDS AUTOMATICALLY

3

GIVES FAST ACCESS TO ALL OF THE INFORMATION YOU NEED

4

HELPS TO TRACK AND IMPROVE THE QUALITY OF TREATMENT

5

HELPS TO CREATE A GOOD PORTFOLIO

cliniccards KEEPS ALL THE INFORMATION ABOUT:

TREATMENT HISTORY

Smartphone screen showing patient consultation history for "Demo Patient 2". The screen displays a navigation bar with icons for calendar, family, profile, notifications, and messages. Below the patient's name and profile picture, there are icons for document, person, list, and folder. The main content area shows a "Consultation" entry by "Therapist Doctor" on 09.14.2023 at 18:10. The consultation text includes: "The patient applied for: rehabilitation", "Objective: See photo.", "Recommended examination: photodiagnostics, orthopantomogram, computed tomography, PSR index, general assessment of clinical condition.", and "Treatment is recommended:" with a list of items: Preventive hygiene, Oral cavity sanitation: caries treatment, and Ceramic inlay 36. At the bottom, there is a grid of 15 numbered photos showing the patient's facial and dental progress.

TREATMENT PLANS

Smartphone screen showing treatment plans for "Demo Patient 2". The screen displays a navigation bar with icons for calendar, family, profile, notifications, and messages. Below the patient's name and profile picture, there are icons for document, person, list, and folder. The main content area shows "All stages" with a progress indicator. Under "Treatment plan", there is a "Consultation" entry with a waveform graph and a list of completed items: "Consultation" and "Panorama X-ray". Below this, there is an "Air-Flow" entry with a pink waveform graph and a "Composite filling" entry.

HISTORY OF VISITS

Smartphone screen showing the history of visits for "Demo Patient 2". The screen displays a navigation bar with icons for calendar, family, profile, notifications, and messages. Below the patient's name and profile picture, there are icons for document, person, list, and folder. The main content area shows a calendar view for "September 2023" with a list of visits: 09.19.2023 09:00 - 14:00 Tue, 09.19.2023 14:30 - 20:00 Tue, 09.20.2023 09:00 - 11:00 Wed, 09.21.2023 10:30 - 11:30 Thu, 09.22.2023 13:30 - 14:30 Fri, and 09.23.2023 10:00 - 11:00 Sat. Each visit entry includes a date, time, day, and various icons representing different services or events.

DOCUMENTS AND CONTRACTS

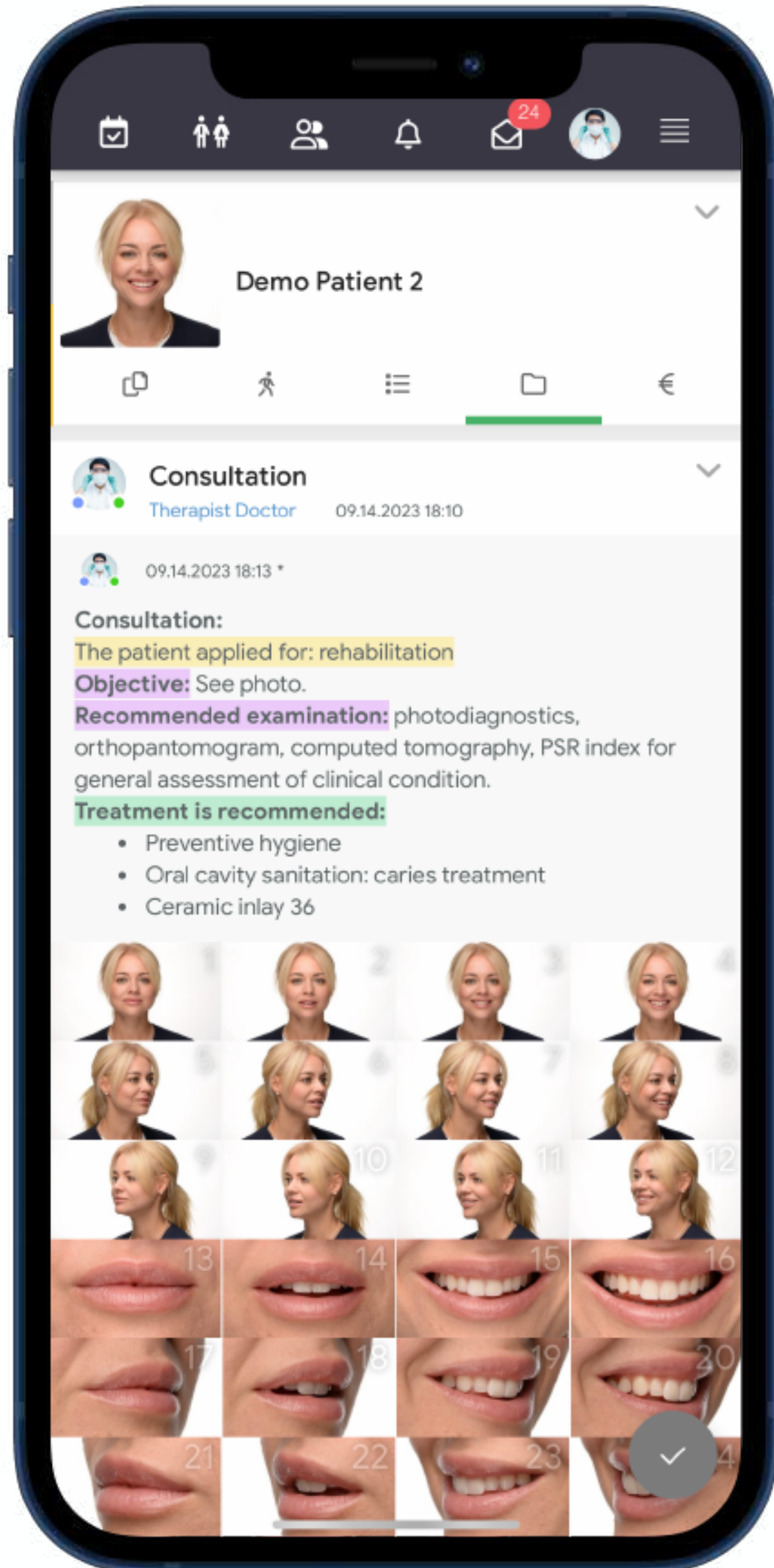
Smartphone screen showing documents and contracts for "Demo Patient 2". The screen displays a navigation bar with icons for calendar, family, profile, notifications, and messages. Below the patient's name and profile picture, there are icons for document, person, list, and folder. The main content area shows a list of documents: "Patient documents", "Agreement", "Questionnaire", and "Recommendations", each with a date and time. There are checkboxes next to each item. At the bottom, there are buttons for "Make an appointment" and "Add a reminder".

PAYMENT HISTORY


Smartphone screen showing payment history for "Demo Patient 2". The screen displays a navigation bar with icons for calendar, family, profile, notifications, and messages. Below the patient's name and profile picture, there are icons for document, person, list, and folder. The main content area shows a "Debt: 4 040.00" and a section for "Payments and invoices". It includes a table of "Invoices of performed manipulations" with columns for date, amount, and actions. The table shows: 08.28.2023 (800.00), 09.07.2023 (1200.00), 09.09.2023 (120.00), 09.11.2023 (1900.00), and 09.19.2023 (60.00). The total performed is 4 080.00. There are buttons for "Invoices" and "Payments".

Date	Amount	Actions
08.28.2023	800.00	[Icons]
09.07.2023	1200.00	[Icons]
09.09.2023	120.00	[Icons]
09.11.2023	1900.00	[Icons]
09.19.2023	60.00	[Icons]


cliniccards KEEPS ALL THE INFORMATION ABOUT:




TREATMENT HISTORY



Easy **communication** between specialists.

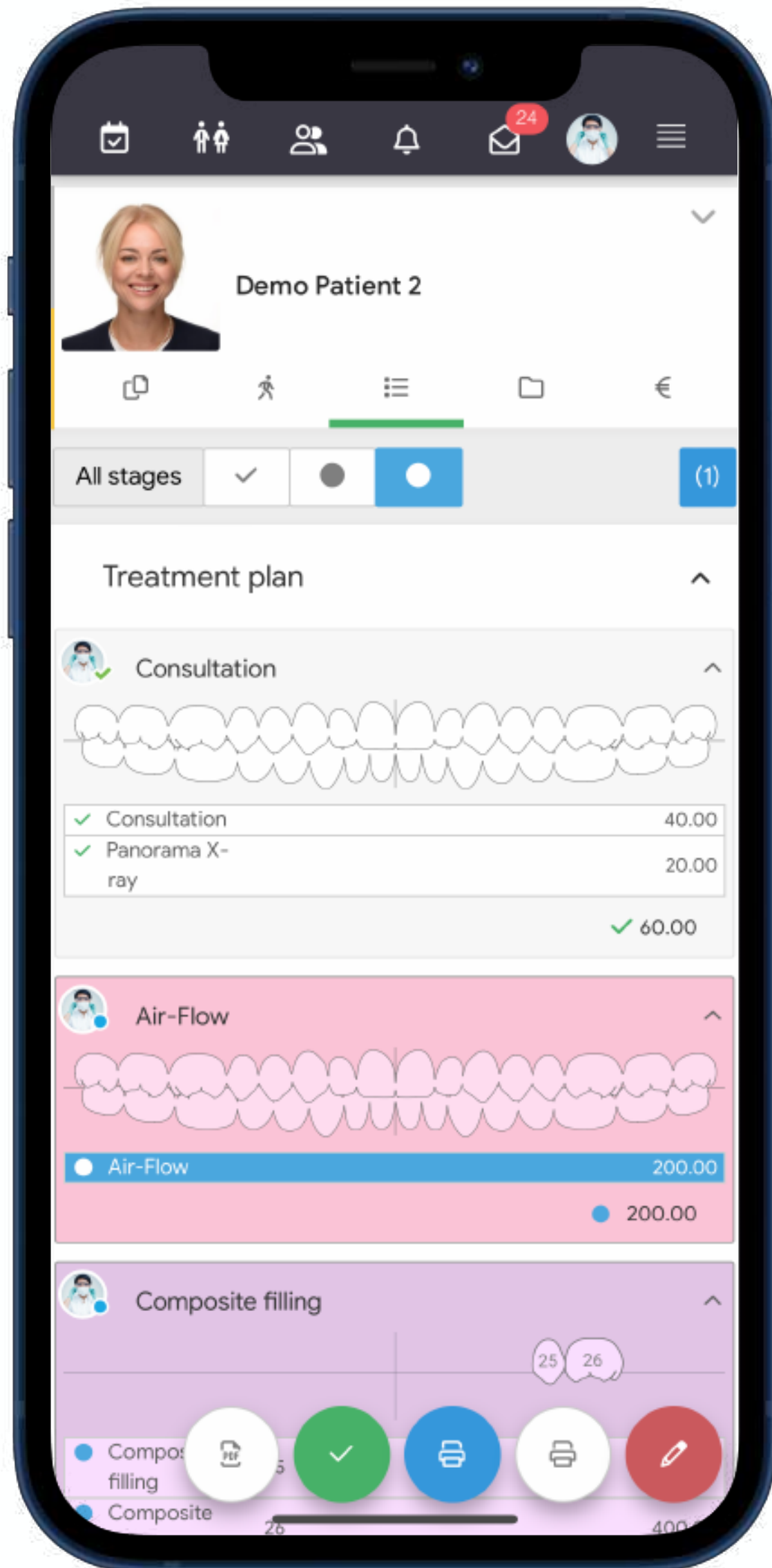


Chronology of treatment in a single space as a news feed.



Stores all **diagnostic files** - CT, MRI, X-ray, photos, videos, etc.

cliniccards KEEPS ALL THE INFORMATION ABOUT:



TREATMENT PLANS



Simple and **understandable** not only for doctors, but also for patients.

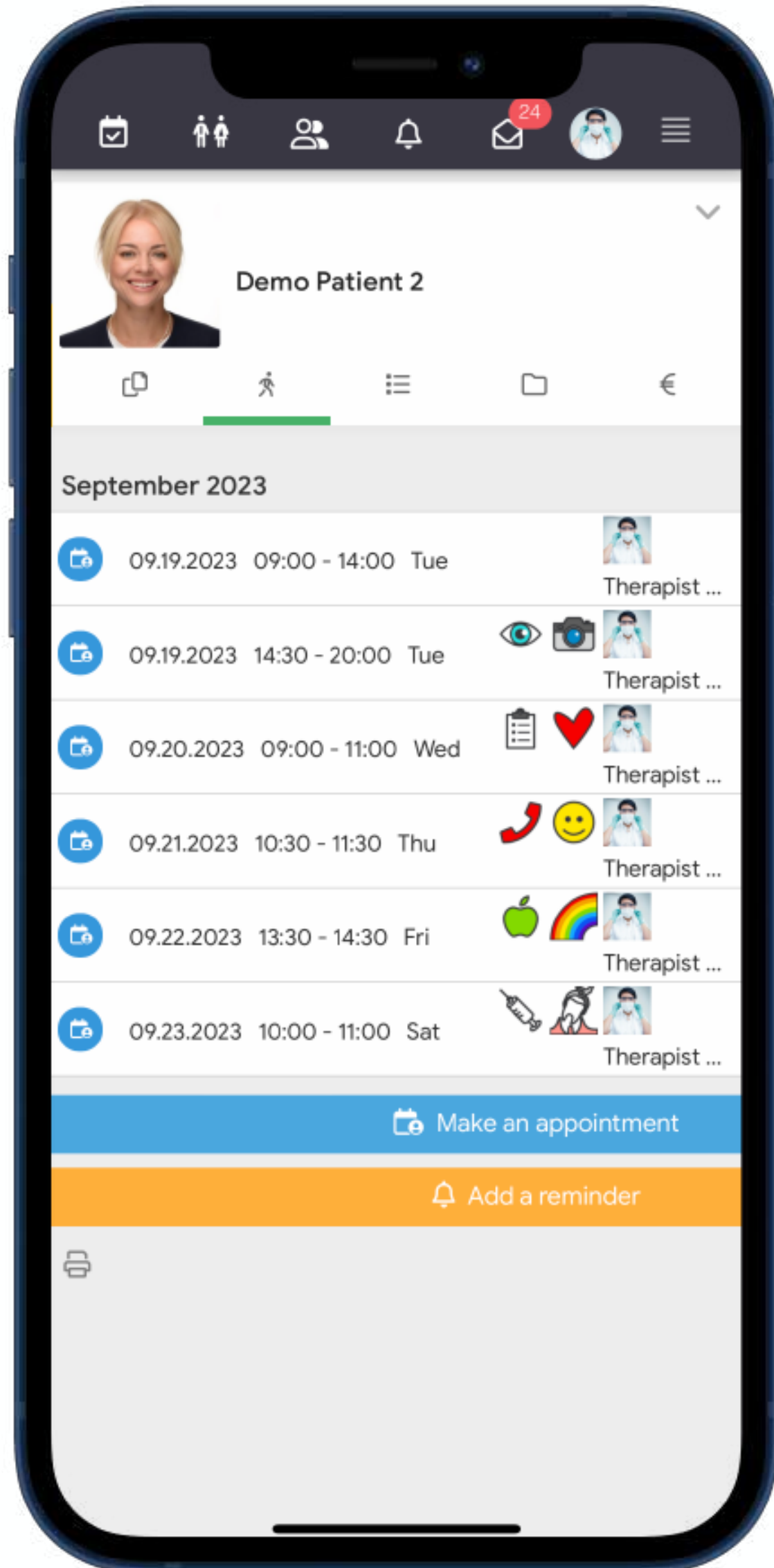


Monitoring patients' treatments.



Joint treatment with colleagues on-line.

cliniccards KEEPS ALL THE INFORMATION ABOUT:



VISITS



Completed and scheduled **reminders** of patients' data.

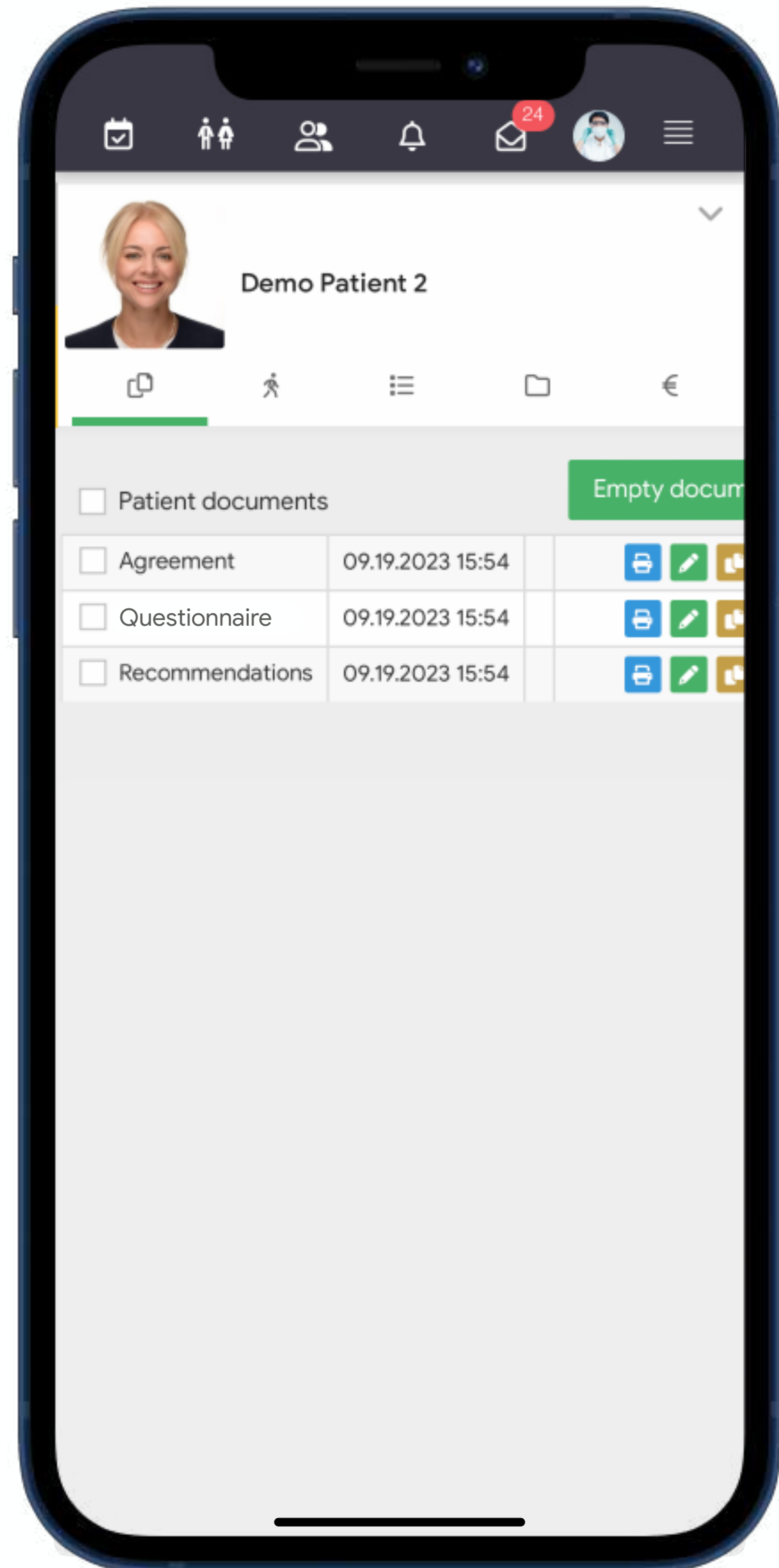


Whole history of all patients' **visits**.




Communication between doctors and assistants using notes.


cliniccards KEEPS ALL THE INFORMATION ABOUT:




DOCUMENTS



Keeps all signed **legal documents** and agreements.

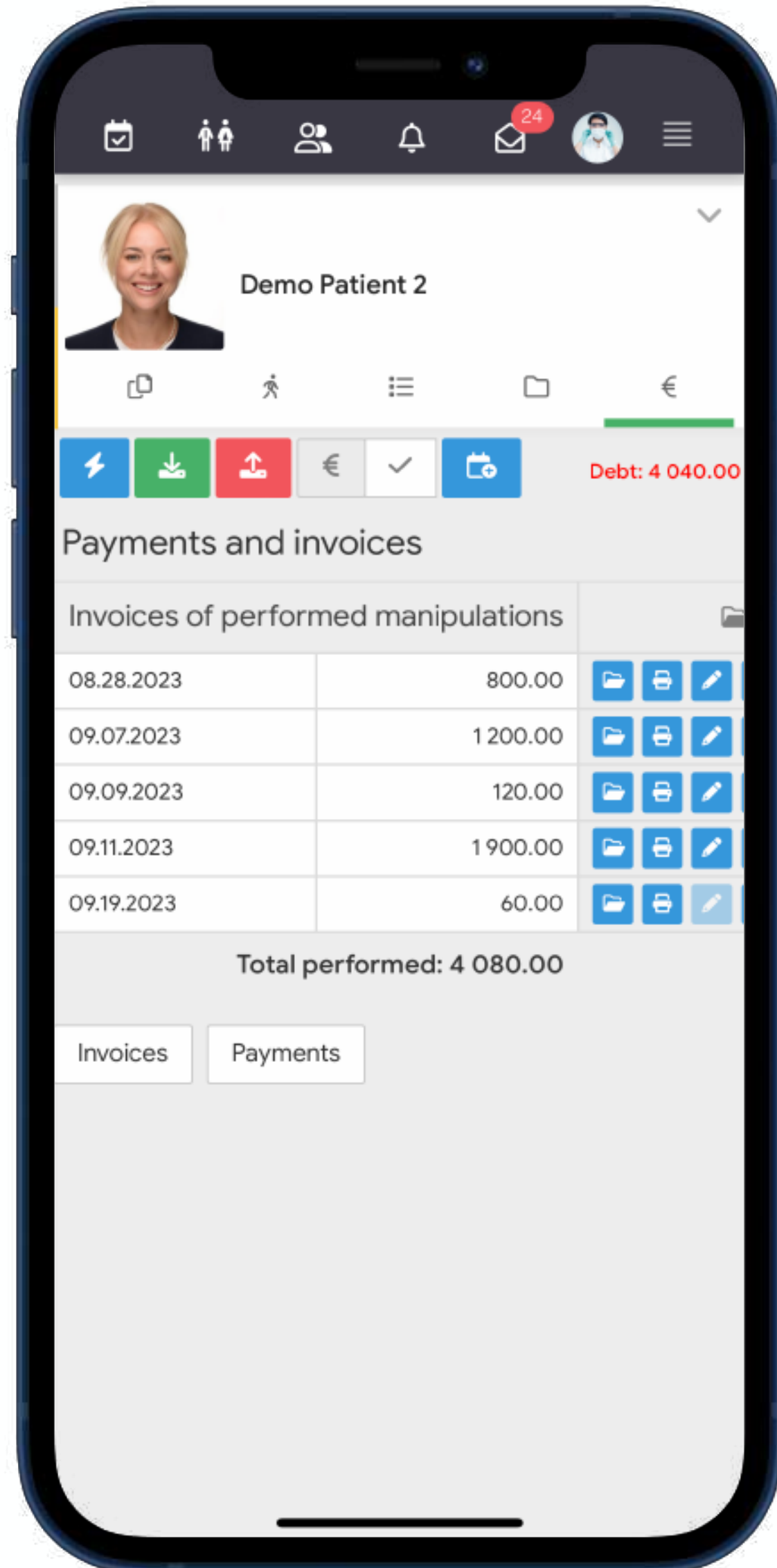


Creating **personal templates** of documents for the clinic.




A document's **digital signature**.


cliniccards KEEPS ALL THE INFORMATION ABOUT:




FINANCES



History of patients' **performed treatments** and **payments**.



Automatic calculation of doctor's salary based on **performed treatments**.

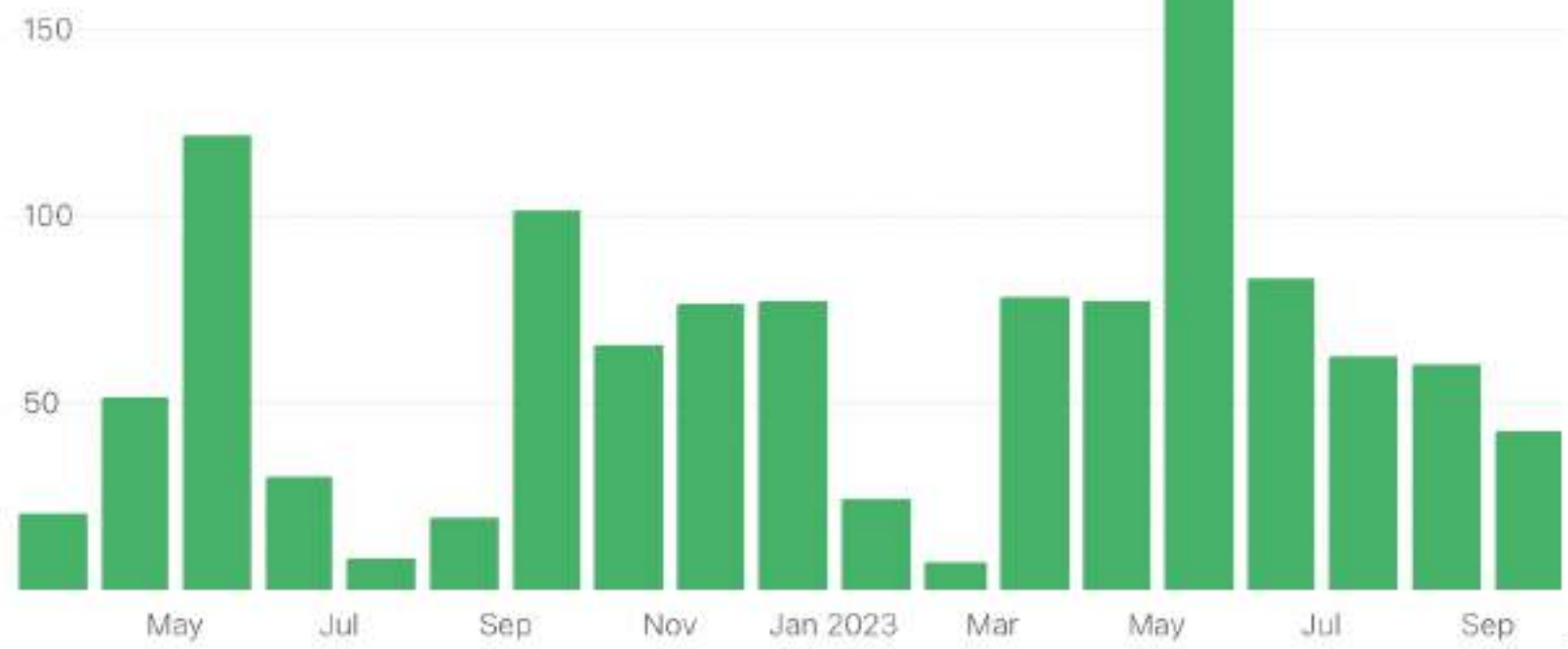


Keeps track of patients' **deposits** and **advance payments**.

REPORTS FOR MONITORING WORK AND ITS EFFICIENCY

Number of completed works

FOR PERIOD: 1.2k
AVERAGE: 62
COMPARISON: None Previous period Previous year
GROUPING: Day Month



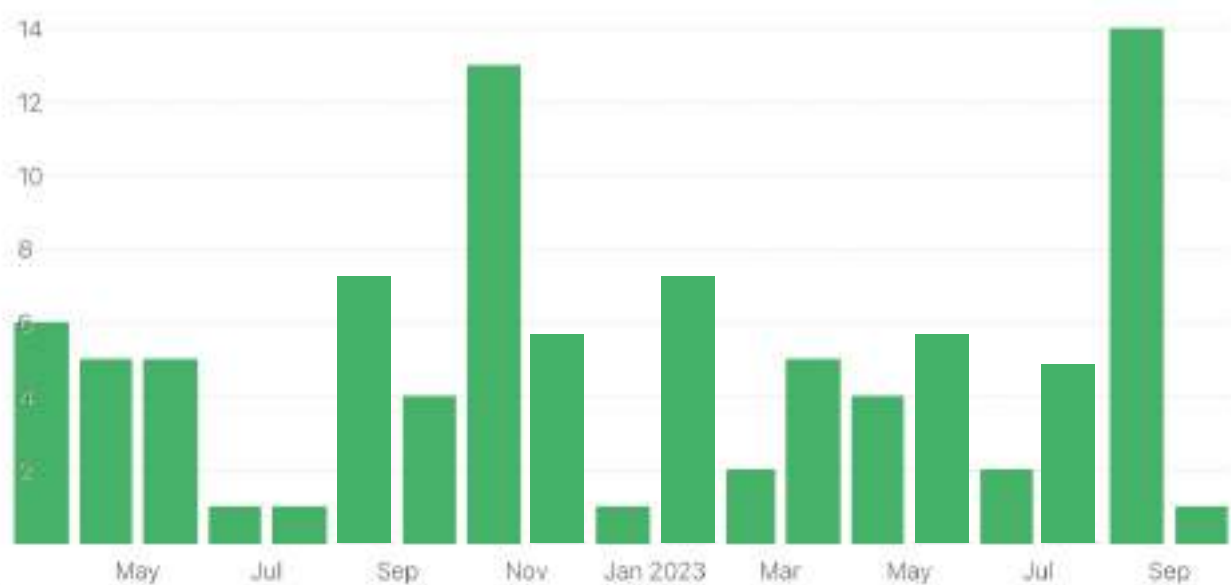
The number of patients who came to the clinic

FOR PERIOD: 37
AVERAGE: 2
COMPARISON: None Previous period Previous year
GROUPING: Day Month



Hours of work of doctors in the clinic

FOR PERIOD: 64
AVERAGE: 3
COMPARISON: None Previous period Previous year
GROUPING: Day Month



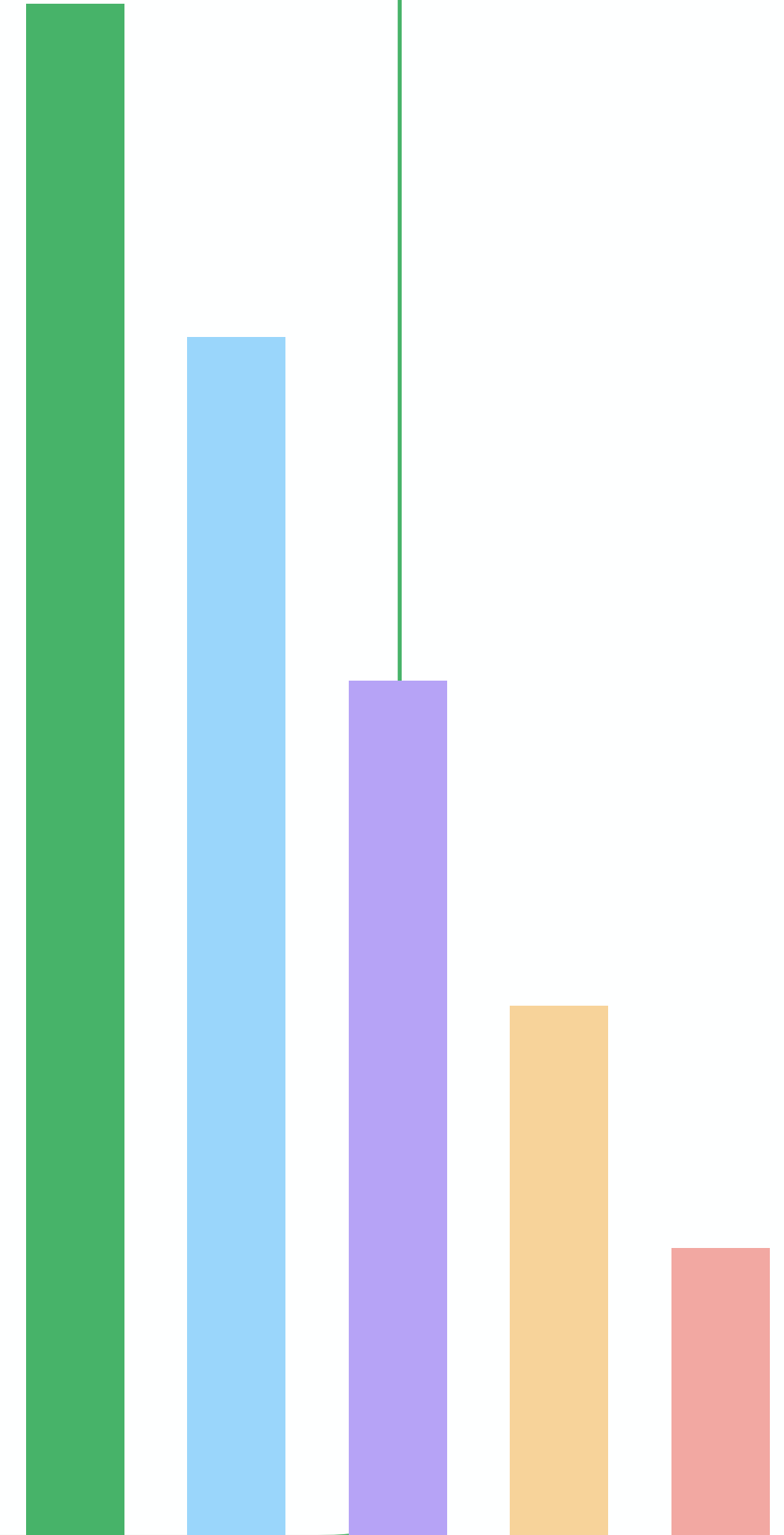
New patients visits / returned



New 40.00% Returned 60.00%

Cost of completed works

FOR PERIOD: 5.1M
AVERAGE: 269.3k
COMPARISON: None Previous period Previous year
GROUPING: Day Month



cliniccards

KEEPS SAFE

TREATMENT HISTORY

THE HISTORY OF VISITS

TREATMENT PLANS

PAYMENT HISTORY

FULL ANALYTICS

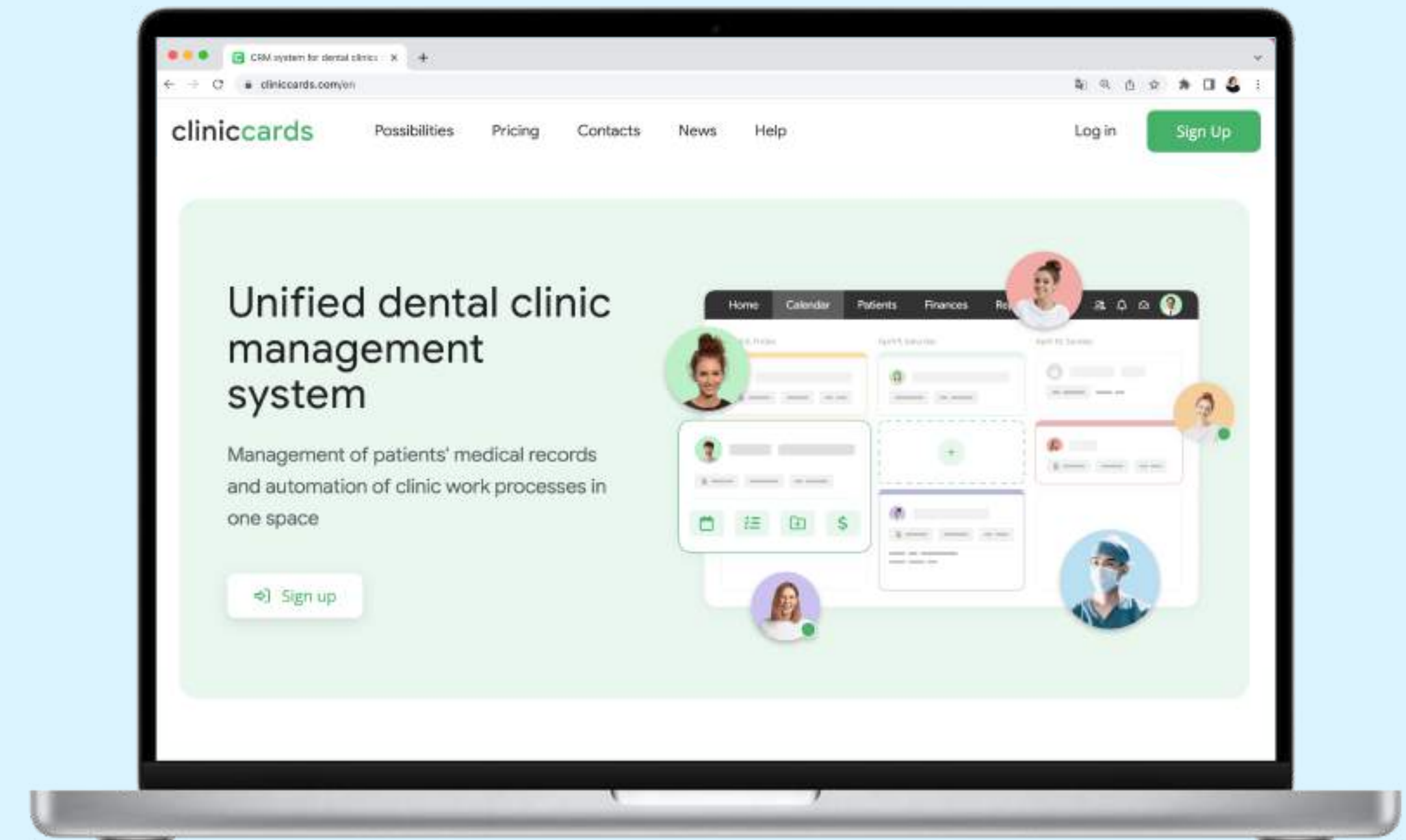
DOCUMENTS

WORK SCHEDULE

UNLIMITED FILE STORAGE

ALL TASKS IN ONE SPACE

AND MORE...



JUST TRY

RIGHT NOW!



PRO

VERSION

FREE TRIAL PERIOD

14 DAYS

cliniccards.com

