



The mark of
responsible forestry
FSC® C006263

STANDARD GRADES BEECH



ABALON

PASSION FOR HARDWOOD



PASSION FOR HARDWOOD

We are one of the largest European hardwood companies with mills in Heiligenkreuz (Austria) and Schwalmstadt (Germany). Our annual cutting capacity is approximately 270.000m³. Both mills are operated using state of the art sawmilling technology following concepts similar to those applied by the best US hardwood mills (headrig / resaw system).

With a staff of approximately 150 people we manufacture value added products in Beech:

- ABALON** edged, lightly steamed, carefully kiln-dried lumber in 8 thicknesses, up to 8 lengths and up to 20 different grades
- ABALON** cants (on demand cut to length, stacked on sticks, grooved, IPPC-treated)
- ABALON** ties
- ABALON** residuals (sawdust fresh and KD, tmp-chips, firewood, etc.)

To ensure the sustainability of both the forest resource and our production we are very strict in using logs exclusively from sustainable forests. This idea was developed by German foresters roughly 300 years ago, and this policy also characterizes the current forest management in central European forests, many of which have received independent third-party sustainability certification. We are one of the few suppliers able to offer both FSC®-, and PEFC™-certified products. On request we will gladly send you lumber with the referring certification.



Our products are sold worldwide to industry and distribution. Our customers appreciation for the quality of our products is only surpassed by their regard for the quality of our business relationship, which is something on which we put the highest value. We respect our customers as partners and their success becomes ours!

What can we do for you?

The ABALON lumber products:

To assure that you have no surprises regarding your yield expectations, we grade only after drying, and furthermore most of the production is pre-planed before grading. This allows us to see anything that a rough surface may hide, and to look at every board with the eyes of an end user. Knife planing (as opposed to sanding) enables the most accurate and precise vision of the board surface. The more accurate our vision can be on the grading line, the fewer surprises you will find when you receive the boards, and nobody likes surprises.

Lumber thicknesses:
 Our primary thicknesses: 26(23,8)mm, 32(29,5)mm, 38(36,0)mm, 52(48,5)mm
 Our secondary thicknesses: 23(20,0)mm, 46(43,0)mm, 64(60,5)mm, 80(75,0)mm

Lumber lengths:
 Our primary lengths: 2,45m / 3,05m / 3,35m
 Our secondary lengths: 2,05m / 2,25m / 2,75m / 3,65m / 4,05m

Lumber widths:
 Superior: 150mm and wider
 CJB: 100 – 150mm
 XXL: 250mm and wider (and the full plump thickness)
 All other grades: 100mm and wider
 Further width sorting and ripping to width available on request!

The table below gives you an overview of which grade best matches the product you intend to manufacture. We have roughly classified the needs that users may have by the length of the intended parts (long, medium, short) and by their visibility or colour requirements:

Length and visibility	Long	Medium	short
2-face	CustomJacketBoard S. 4 Superior S. 5	Cabinet S.12	CustomShop S.14
1-face	Superior-1-Face S. 6	Cabinet-1-Face S.13	(-)
No colour requirements	SuperiorColor S. 7	Color S.15	Color S.15
Redheart desired	SuperiorRed S.10	CabinetRed S.11	(-)





CUSTOMJACKETBOARD

Beech, lightly steamed, pre-planed

CUSTOMJACKETBOARD is our grade for customers with the highest clear fiber requirements in long length parts. It is the only grade that surpasses our Superior in this regard. This grade is basically 4-side-clear and re-edged after KD. It is ideal when trimbacks need to be completely avoided. Typical applications are door mouldings or high end edge-glued panels.


Thicknesses: 26(23,8)mm und 32(29,5)mm

Lengths: 2,05m, 2,25m, 2,45m, 2,75m, 3,05m

Widths: 100mm – 150mm

Front side ▼

Back side ▼



SUPERIOR

Beech, lightly steamed, pre-planed

SUPERIOR is our finest grade – ideal for high quality products, where the enduser is looking for the maximum yield and a very high share of long final lengths (mouldings, door frames, furniture, long plank size flooring products). In contrast to many competitors, our Superior is strictly 150mm and wider.


Thicknesses: 23(20,0)mm / 26(23,8)mm / 32(29,5)mm / 38(36,0)mm / 46(43,0)mm / 52(48,5)mm / 64(60,5)mm / 80(75,0)mm


Lengths: 2,05m / 2,25m / 2,45m / 2,75m / 3,05m / 3,35m / 3,65m / 4,05m

Widths: 150mm and wider

Front side ▼

Back side ▼





SUPERIOR-1-FACE

Beech, lightly steamed, pre-planed

SUPERIOR-1-Face a special sort for 1-side applications: On the front side, these Boards correspond exactly to our regular SUPERIOR, but on the back side defects such as red heart, knots,... are allowed. SUPERIOR 1 Face is very economical for flooring products, worktops, stair treads, and furniture parts that only require one good face


Thicknesses: 23(20,0)mm / 26(23,8)mm / 32(29,5)mm / 38(36,0)mm / 46(43,0)mm / 52(48,5)mm / 64(60,5)mm / 80(75,0)mm

Lengths: 2,05m / 2,25m / 2,45m / 2,75m / 3,05m / 3,35m / 3,65m / 4,05m

Widths: thicknesses < 32(29,5)mm: 100mm and wider
thicknesses > 38(36,0)mm: mostly 150mm and wider

Front side ▼

Back side ▼



SUPERIOR-COLOUR

Beech, lightly steamed, pre-planed

SUPERIOR COLOUR SCL is the top grade for applications which do not require uniform color. SUPERIOR COLOUR corresponds exactly to our regular SUPERIOR, but SUPERIOR COLOUR does permit light stain, red heart and color irregularities.

Typical applications are the same as for Superior, particularly when they are painted or dark stained.


Thicknesses: 23(20,0)mm / 26(23,8)mm / 32(29,5)mm / 38(36,0)mm / 46(43,0)mm / 52(48,5)mm / 64(60,5)mm / 80(75,0)mm

Lengths: 2,05m / 2,25m / 2,45m / 2,75m / 3,05m / 3,35m / 3,65m / 4,05m

Widths: thicknesses < 32(29,5)mm: 100mm and wider
thicknesses > 38(36,0)mm: mostly 150mm and wider

Front side ▼

Back side ▼





The XXL-products: for customers with exceptional requirements.

Beech, lightly steamed, extra wide, rough sawn

ABALON XXL is a unique grade that we offer to customers who value extra wide boards or extra plump thickness. It can provide users requiring specific fixed widths with exceptional yields (compared to standard width lumber). The plump thickness may permit users to buy a lower thickness than they would need when buying pre-planed Beech. Typical applications are solid doors, door frames, table tops, plank flooring, bed slats, etc. XXL develops mainly in the Superior grades. Should you be interested in XXL in other grades, please ask us!

Our XXL is available in the following dimensions:

Invoiced thickness: 26mm / 32mm / 38mm / 52mm

The real thickness is 1-2mm more!

Lengths 2,05m / 2,25m / 2,45m / 2,75m / 3,05m / 3,35m / 3,65m / 4,05m

Widths: 250mm and wider

ABALON XXL: example Superior XXL


Front side ▼

Back side ▼

ABALON XXL: example SuperiorColour XXL

Front side ▼

Back side ▼





SUPERIOR-RED

Beech, lightly steamed, pre-planed

SUPERIOR-RED is our special grade for customers who wish to include Beech's characteristic red heart in their products. The grade follows the same high requirements as our other Superior grades, but every board must contain a specific amount of red heart. Table tops, furniture, doors and flooring planks are typical products made from this grade.

Thickness: 26(23,8)mm / 32(29,5)mm / 38(36,0)mm / 52(48,5)mm

Lengths: 2,05m / 2,25m / 2,45m / 2,75m / 3,05m / 3,35m / 3,65m / 4,05m

Front side ▼

Back side ▼

CABINET-RED

Beech, lightly steamed, pre-planed

CABINET-RED is our redheart grade especially adapted to the needs of those furniture producers who are looking for redheart as a typical character mark of Beech lumber. This grade follows the same requirements as ABALON-CABINET, but every board must contain a specific amount of red heart. Typical products are furniture, furniture parts, chairs, edge-glued panels.


Thickness: 26(23,8)mm / 32(29,5)mm / 38(36,0)mm / 52(48,5)mm

Lengths: 2,45m / 3,05m / 3,35m / 4,05m

Front side ▼

Back side ▼





PASSION FOR HARDWOOD

CABINET

Beech, lightly steamed, pre-planed


CABINET is a high grade for applications requiring predominantly long lengths, but it's primary cost optimization is found when the manufacturer is able to make good use of the medium/shorter pieces that develop after ripping/chopping. Typical applications of CABINET are furniture and edge-glued panels.

Thicknesses: 23(20,0)mm / 26(23,8)mm / 32(29,5)mm / 38(36,0)mm / 46(43,0)mm / 52(48,5)mm / 64(60,5)mm

Lengths: 2,45m / 3,05m / 3,35m / 4,05m

Front side ▼

Back side ▼



CABINET-1-FACE

Beech, lightly steamed, pre-planed

CABINET-1-FACE is our second special sort for 1-side applications: On the front side, these boards correspond exactly to our regular Cabinet, but on the back side defects like red heart, knots,... are allowed. Typical applications of CABINET-1-FACE are flooring products and all other one side visible applications, where predominantly long lengths and some medium/shorter pieces can be accepted.

Thicknesses: 23(20,0)mm / 26(23,8)mm / 32(29,5)mm / 38(36,0)mm / 46(43,0)mm / 52(48,5)mm / 64(60,5)mm

Lengths: 2,45m / 3,05m / 3,35m / 4,05m

Front side ▼

Back side ▼





CUSTOM-SHOP

Beech, lightly steamed, pre-planed

CUSTOM SHOP is a very economical grade for applications that require mostly medium and shorter final lengths (furniture parts, solid/finger-jointed panels,...).

Thicknesses: 23(20,0)mm / 26(23,8)mm / 32(29,5)mm / 38(36,0)mm / 46(43,0)mm / 52(48,5)mm / 64(60,5)mm

Lengths: 2,45m / 3,05m / 3,35m / 4,05m

Front side ▼

Back side ▼



COLOUR

Beech, lightly steamed, pre-planed

COLOUR includes boards of the grades CABINET and CUSTOM SHOP which also show color variation (stain, redheart, etc.). Those are not considered as defects in this grade. Typical applications of COLOUR are structural (upholstery frames) or other products with a share of medium and shorter lengths allowing color variations.

Thicknesses: 23(20,0)mm / 26(23,8)mm / 32(29,5)mm / 38(36,0)mm / 46(43,0)mm / 52(48,5)mm / 64(60,5)mm

Lengths: 2,45m / 3,05m / 3,35m / 4,05m

Front side ▼

Back side ▼





RUSTIC

Beech, lightly steamed, pre-planed

RUSTIC is our option for customers who are looking for the full natural beauty of Beech. Therefore sound knots and redheart are not considered as defects, but as required marks of character. Typical applications are country-style furniture or rustic flooring planks.

Thicknesses: 26(23,8)mm / 32(29,5)mm

Widths: 2,45m / 3,05m / 3,35m / 4,05m

Front side ▼

Back side ▼



COMMON-SHOP

Beech, lightly steamed, pre-planed

COMMONSHOP is a very economic grade for structural purposes, for users predominantly requiring shorter lengths or for products where knots, color variation or other defects can be accepted in the final product. Typical applications are upholstery frames, parquet, toys, etc.

Thicknesses: 23(20,0)mm / 26(23,8)mm / 32(29,5)mm / 38(36,0)mm / 46(43,0)mm / 52(48,5)mm / 64(60,5)mm

Widths: 2,45m / 3,05m / 3,35m / 4,05m

Front side ▼

Back side ▼






BENT

Beech, lightly steamed, pre-planed

BENT includes boards from our grades SUPERIOR and CABINET, where bending exceeds the rigorous limits in the original grades. We are offering an extremely efficient material here for manufacturers, who can chop to length before they rip to width. In such cases, there may be significant cost optimization potential using this grade. Typical applications are drawer sides, stair treads, chair legs, other furniture parts.
 Thicknesses: 23(20,0)mm / 26(23,8)mm / 32(29,5)mm / 38(36,0)mm / 46(43,0)mm / 52(48,5)mm / 64(60,5)mm
 Lengths: 2,45m / 3,05m / 3,35m / 4,05m

Front side ▼

Back side ▼



We take the yield uncertainty out of Beech before it gets to you!

Our steps of adding value:

Edging:

Everything we produce is edged in the sawmill. This speeds up your processing and significantly reduces your waste.



Your advantages:

- ➔ Increased yield
- ➔ Reduced production cost

Industrialized steaming and drying:

Directly after the sawmilling, the lumber is stacked exclusively on aluminium sticks and is then light steamed with an indirect steaming process. We use combined steaming-/drying-kilns, which make it possible to switch to drying after steaming without interrupting the process. This results in an outstanding color uniformity and drying quality.



Your advantages:

- ➔ Consistent and continuously uniform steaming color independent from the purchase date
- ➔ Reduction of resorting
- ➔ Easy combination with veneers
- ➔ Faster processing
- ➔ Tension free lumber

Preplaning and grading:

We grade only after drying and pre-planing. Our experienced graders sort the lumber in up to 20 different grades. Every grade has been developed with the idea of a specific end-use or production technique in mind. Offering a globally recognized standard (SUPERIOR, CABINET, CUSTOM-SHOP, COMMON-SHOP) allows the manufacturer the possibility to choose the most suitable and cost efficient material for his specific needs. We thereby transform a natural, highly variable resource into a precisely predictable raw material, which you can always get in the same, consistently high ABALON quality!



Your advantages:

- ➔ Reduction of production steps
- ➔ Endproduct-driven purchase
- ➔ Predictable rawmaterial
- ➔ Surprise free processing

ABALON

PASSION FOR HARDWOOD



ABALON HARDWOOD GmbH

Europastrasse 2, 7561 Heiligenkreuz/L.
Österreich

Tel: +43 (0)3325-20090

Fax: +43 (0)3325-20090400

Web: www.Abalon-Hardwood.com

Email: office@Abalon-Hardwood.com