

INDUSTRIAL



ENGINEERING SOLUTIONS



SANCO
INDUSTRIAL ENGINEERING SOLUTIONS



GROW BIGGER. BETTER. TASTIER.

We are here to help you improve your production system, so you can expand your business to the next level. Therefore, each of our machine is specifically designed to make your food manufacturing process so much more effective.

So why do you settle for less when you have us as your solution to grow your business bigger?

STANDING OUR GROUND

PT Sanco Indonesia is a manufacturing company specializing in the manufacturing of food and packaging machineries. The company has started its experience in 1987. After three decades, we have grown into one of the leading machineries manufacturing companies, a position achieved through knowledge and know-how combined with continuous innovations.

Ideas and innovations are created, solutions and recommendations are given to produce the best result for customers.

IN QUALITY WE TRUST

High quality products and services is the result of an excellence of conduct. Each production is precisely planned, designed, modified, and tested as we appreciate the importance of precision. Quality is one of the critical aspect that we prioritize for the satisfaction of customers.

1987

The 1st **Wafer Stick Machine** was designed, produced and launched to the market. The machine was 2-ribbon type.

1999

The 1st year to export our **Wafer Stick Machine**.

2006

The **3-Ribbon Wafer Stick Machine** was launched to the market.

2008

The **4-Ribbon Wafer Stick Machine** was launched to the market.



CREATING BREAKTHROUGH



2010

All machines that we produced were



2013

Our machines were sold and installed in 5 continents around the world.

2016

Moved to the new bigger factory with new spirit to grow bigger.


2020

Our machines have been installed and running in 51 countries.

MASTERING THE FOOD MACHINERIES

Over the years we have rapidly expanded its coverage to provide the solution for Food and Packaging company machinery requirement.

We have proven ourselves as one of the top machine manufacturers in the world with CE certification. In addition to the significant market share in Indonesia, we export our machineries to some countries, such as Spain, Italy, Japan, India, and many Middle East countries. The acceptance of our products in foreign countries proves our service excellence.





AUTOMATIC WAFER STICK PRODUCTION LINE



Batter Preparation & Transfer System

The batter preparation and transfer system consist of Turbo Mixer Machine, Storage Tank, and Piping which equipped with sensor and motorized valve to transfer the batter in automatic process to Wafer Stick Machine.



Filling Cream Preparation & Transfer System

The filling cream preparation and transfer system consist of Ball Mill Machine, Storage Tank, and Piping which equipped with sensor and motorized valve to transfer the filling cream in automatic process to Wafer Stick Machine.



Coating Cream Preparation & Transfer System

The coating cream preparation and transfer system consist of Melting Tank, Storage Tank, and Piping which equipped with sensor and motorized valve to transfer the coating cream in automatic process to Enrober Machine.



Coating & Cooling System

The coating, sprinkling, and cooling process consist of Enrober, Sprinkler, and Cooling Tunnel Machine. Enrober Machine is designed to coat the Wafer Stick with coating cream and some decorated toppings and transfer to the Cooling Tunnel machine automatically.






3D Virtual Demo

WAFER STICK MACHINE




1
FRONT
VIEW



2
SPREADER



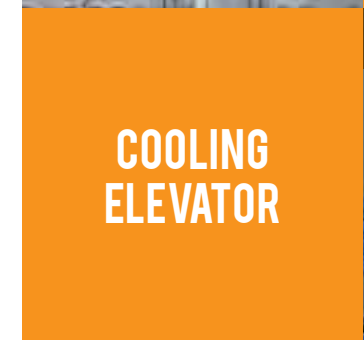
3
ROLLING
FILLING
CUTTING



4
ELECTRICITY
PANEL



5
GAS PANEL



6
COOLING
ELEVATOR



How to use the Apps

- Scan the Barcode to get the Application or search **Sanco Machinery** on google play store
- Download and install the application on your Smartphone



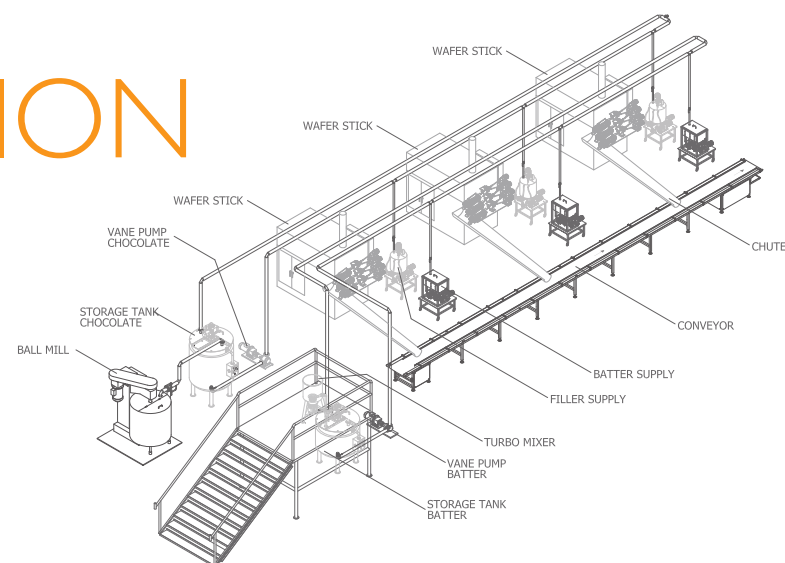
WAFER STICK MACHINE SPECIFICATION

| MACHINE SPECIFICATION | | 2 RIBBON - KWS 2R | 3 RIBBON - KWS 3R | 4 RIBBON - KWS 4R |
|---|----------------------------|---|---------------------|---------------------|
| Number of Row | | 2 | 3 | 4 |
| Baking Wheel Diameter (mm) | | 2,000 | 2,000 | 2,200 |
| Product Diameter (mm) | | 8 - 16 OR 17 - 24 (choose either one) | | |
| Product Length (mm) | | 40-260 | | |
| Capacity (pcs/min) *with product Size L: 100 mm D:10 mm | | 180 - 200 | 270 - 300 | 380 - 400 |
| Number of Torch Burner (pcs) | | 42-54 LH + 42-54 LR | 54-60 LH + 54-60 LR | 60-72 LH + 60-72 LR |
| Number of Infrared Burner (pcs) | | 6 | 12 | 16 |
| Gas Consumption | LPG (Kg/Hour) | 3 - 3.5 | 3.5 - 4.5 | 7 - 8.5 |
| | LPG (M ³ /Hour) | 0.6 - 0.7 | 0.7 - 0.9 | 1.4 - 1.7 |
| | LNG (M ³ /Hour) | 1.0 - 1.2 | 1.2 - 1.5 | 2.3 - 2.8 |
| Electric Consumption (kW) | | 7.5 | 9.5 | 11.5 |
| Power Supply | | AC 415V, 3 Phase, 50 Hz/60 Hz | | |
| Temperature Sensor | | Standard: Thermocouple in Chamber Optional: Infrared Temperature Sensor on Baking Wheel | | |
| Gas Mixture System | | Automatically by Inverter Blower and Japan Ventury Mixer | | |
| Flame Detector | | Daido (Japan) | | |
| Drive Motor | | European made AC motor with inverter | | |
| Cutting System | | Servo Motor Using Inverter (Mitsubishi) | | |
| Equipment Supplied with | | 1 Set 1 st Color Batter Supply System with Stainless Steel Gear Pump 1 Set 2 nd Color Batter Supply System with Gravity Flow 1 Set Filling Double Jacket Supply System with Stainless Steel Gear Pump 1 Unit Pressure Tank for Gluing System | | |
| Gas Pressure Requirement | | 0.5 - 2 Bar (LPG OR LNG) | | |
| Touch Screen & PLC | | Included, Mitsubishi - Japan | | |

| MATERIAL | | | |
|--------------------------|--|-----------------------|-----------------------|
| Body | Double Wall, heat insulated by Rockwool with SUS plate | | |
| Baking Wheel | Cast Iron | | |
| Batter Pump | Stainless Steel Gear Pump | | |
| Filling Cream Pump | Double Jacket Stainless Steel Gear Pump | | |
| Dimension L x W x H (mm) | 3,000 x 1,900 x 2,300 | 3,000 x 2,100 x 2,300 | 3,000 x 2,500 x 3,000 |
| Approximate Weight (Kg) | 4,200 | 4,500 | 5,000 |

All specification can be changed refer to latest technology without prior notice

WAFER STICK MACHINE AUTOMATION




WAFER STICK MACHINE ACCESSORIES



3D Virtual Demo

MINI CUTTER

- ① Wafer Stick
- ② Roller Blade
- ③ Roller Driven
- ④ Chute
- ⑤ Pillow Wafer




KMC 200-S

| | |
|--------------------------|---|
| Cutting Length (mm) | 32 |
| RPM Adjuster | Inverter |
| Power Consumption (kW) | 0.75 |
| Power Supply | AC 220/380V, 3 Phase, 50 Hz |
| Material | Frame Mild Steel Stallbuis 40 x 40 Finishing Paint |
| Dimension L x W x H (mm) | 770 x 550 x 700 |
| Approximate Weight (Kg) | ±250 |

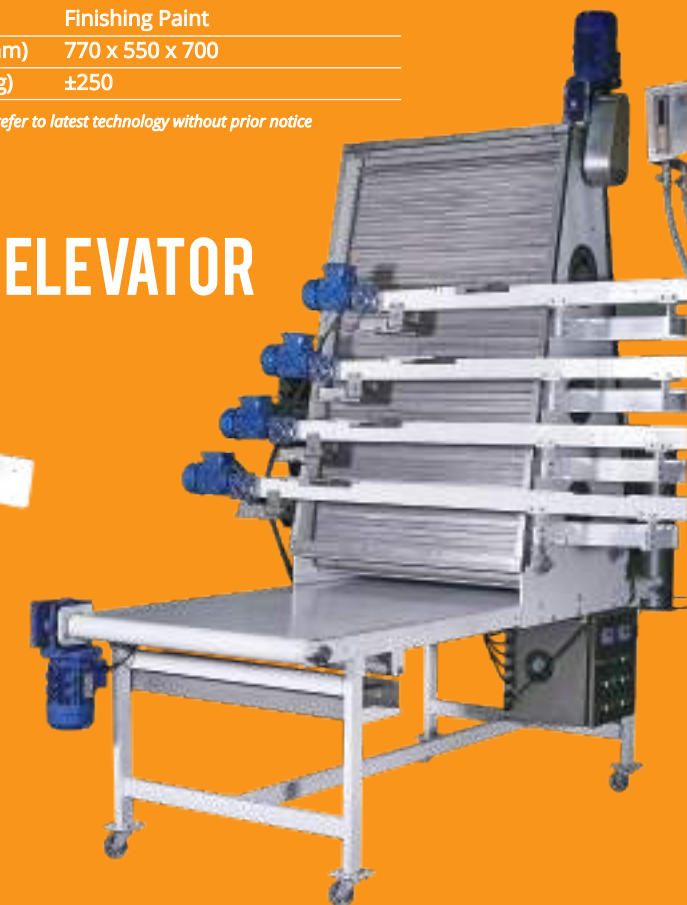
All specification can be changed refer to latest technology without prior notice



COOLING ELEVATOR



PRESSING CONVEYOR



INSTANT CEREAL MACHINE



| MACHINE SPECIFICATION | KCM 350 | KCM 580 |
|---------------------------|--|--------------------------------------|
| Product | Crispy Cereal | |
| Baking Drum Diameter (mm) | 2,000 | 2,200 |
| Baking Drum Width (mm) | 350 | 580 |
| Flame Burner Nozzle (pcs) | 34 LH + 34 RH | 54 LH + 54 RH |
| Temperature Sensor | Thermocouple | |
| Temperature Control | Digital | |
| Gas Consumption | LPG = 0.7 - 0.9 M ³ /Hour | LPG = 1.6 - 1.7 M ³ /Hour |
| Gas Pressure (LPG OR LNG) | 0.5 - 2 Bar | |
| Power Supply | AC 220/380V - 3 Phase - 50 Hz (Weidmuller or Equivalent) | |
| Power Consumption (kW) | 4.5 | |

| MACHINE SPECIFICATION | KCM 350 | KCM 580 |
|--------------------------------|---------------------------------|-----------------------|
| Drive Motor | Europe Made AC Motor | |
| Frame | Mild Steel | |
| Cover Outer Body | SUS 304 | |
| Batter Tank | Cast SUS 304 | |
| Batter Pump | Cast SUS 304 | |
| Basic Dimension L x W x H (mm) | 3,240 x 1,900 x 1,900 | 3,240 x 2,500 x 1,900 |
| Cover Isolator | Mild Steel (Painted) + Rockwool | |
| Blower System | 1 x 1.5 kW | |
| Electrical Component | Mitsubishi or Equivalent | |
| Infrared Burner | DH61 (9 pcs) | DH81 (9 pcs) |

All specification can be changed refer to latest technology without prior notice

TURBO BALL MILL MACHINE



| MACHINE SPECIFICATION | ONE-CYCLE BLADE-DISC BALL MILL (BMX-350) |
|---------------------------------|--|
| Performance | One Cycle Continuous Milling +/- 350 Kgs/Hour of 30 μ - 35 μ |
| Product | Cream or Paste made from Cocoa Powder, Grinded Sugar, Flour, and etc. |
| Main Tank Shell Jacket | Mild Steel (Painted) |
| Inner Tank | Mild Steel Pipe Sch 80 Ø 16 inches (Painted) |
| Outer Tank | Mild Steel Pipe Sch 10 Ø 20 inches (Painted) |
| Frame & Base Plate | Mild Steel (Painted) |
| Shaft | S45V/VCN |
| Arm Agitator | Hardened Steel |
| Steel Balls | 450 Kgs, Ø 0.375 inches High-Carbon Stainless |
| Pipe Outlet Product | Valve Ø 2 Inches |
| Base Plate Motor Agitator | Mild Steel (Painted) |
| Motor Drive Agitator | 55 kW "European Brand", 220 - 380 VAC, 3 Phase |
| Inverter & Electronics | 55 kW Mitsubishi or Equivalent |
| Warm Water Tank | Stainless Steel 304 |
| Water Pump | Stainless Steel, 0.37 kW, 220 - 380 VAC, 3 Phase |
| Display Temperature Product | Digital |
| Vane Pump & Assy Body: | Stainless Steel 304 |
| Input - Output Product | Ø 2 inches |
| Motor Drive | 2.2 kW "European Brand" |
| Pump Capacity | +/- 30 Liters/minute |
| Input - Output Hot Water | Ø 0.5 inches |
| Power Consumption | 2.2 kW "European Brand", 220 - 380 VAC, 3 Phase |
| Total Electric Consumption | 60 kW, 220 - 380 VAC - 3 Phase |
| Tank Dimension (m) | Ø 0.5 x 1.6 (H) |
| Machine Dimension L x W x H (m) | 1.5 x 0.8 x 2.2 |
| Weight (Kg) | ± 1,400 |
| Required Chilling System | Cooling Tower with minimum flow 20 Liters/Minute and temperature less than 28°C Water Chiller with minimum flow 10 Liters/Minute and temperature between 2°C - 10°C |


All specification can be changed refer to latest technology without prior notice

BALL MILL

KBM-500

| | |
|--|--|
| Volume of Product (Kg) | 500 |
| Steel Balls (Kg) | 400 |
| | Ø 0.5 inches, Hard Chrome |
| Power Consumption (kW) | 24 |
| Power Supply | AC 220/380V, 3 Phase, 50 Hz |
| Double jacket system in the tank and pipping circulation for heating purpose | |
| Insulation | <ul style="list-style-type: none"> • SS 304 & Rockwool • Heater 3 x 2 kW, thermometer and thermocontroller • Circulation water pump and buffer tank • Circulation product pump |
| Material | Mild steel, painted |
| Dimension L x W x H (mm) | 1,950 x 2,050 x 2,300 |
| Approximate Weight (Kg) | ±2,000 |

All specification can be changed refer to latest technology without prior notice



3D Virtual Demo



3D Virtual Demo



TURBO MIXER

KTM-90 SM

| | |
|--------------------------|-----------------------------|
| Tank Volume (L) | 185 |
| Volume of Product (Kg) | 90 |
| Power Consumption (kW) | 4 |
| Motor | 900 - 950 RPM |
| Power Supply | AC 220/380V, 3 Phase, 50 Hz |
| Completed with | Timer Processing |
| Material | SUS 304 |
| Dimension L x W x H (mm) | 1,350 x 950 x 1,450 Ø 650 |
| Approximate Weight (Kg) | 150 |

All specification can be changed refer to latest technology without prior notice





COOLING TUNNEL MACHINE

KCT - 24/100

| | |
|--------------------------|--|
| Main Drive | 0.75 kW, 380V, 50 Hz Variable speed with inverter |
| Cover & Bottom Tunnel | Polyurethane Foam Insulated Fiberglass Thickness 30 - 50 mm (Optional: Stainless Steel Cover) |
| Air Circulation Ducting | Mild Steel (Powder Coated) |
| Conveyor Roller | Mild Steel (Galvanized) |
| Tracking Device | Cylinder Pneumatic System Pressure 4 - 8 Kg/cm ³ |
| Carrier Roll | Gravity Roll (Galvanized) |
| Belt Scraper | Teflon Plate 10 mm |
| Conveyor Speed | 2 - 4 m/minute |
| Main Frame Conveyor | Mild Steel - Stallbuis 75 x 45 (Powder Coated) |
| Conveyor Belt Type | Food Grade P.U Belt, Non Adhesive, 0.8 - 1.5 Thickness, USA, "European Made" |
| Conveyor Belt Width (mm) | 1,000 |
| Cooling System | Semihermetic Compressor, Evaporator equipped with defrost heater, Condensor with Axial Fan, USA/"European Made" 18 kW, 51 A, 380VAC, 3 Phase, 50 Hz |

| | |
|--------------------------|------------------------|
| Cooling Power (HP) | 15 |
| Dimension L x W x H (mm) | 24,000 x 1,300 x 1,350 |

All specification can be changed refer to latest technology without prior notice

ENROBER MACHINE

KEM 1050

| | |
|--------------------------------------|---|
| Anti Tailing | 0.18 kW, 220/380V, 50 Hz Variable speed with inverter |
| Vibrator | 0.18 kW, 220/380V, 50 Hz Variable speed with inverter |
| Water Heater | Heater Cromaloc 1 x 6 kW, 240VAC Adjustable temperature with thermostat EGO |
| Room Heater | Heater 4 x 500 kW, 240VAC Adjustable temperature with thermostat EGO |
| Chocolate Pump | Screw Pump SUS 304 (double pitch) Power 2.2 kW, 380VAC, 50 Hz |
| Conveyor Speed | 2 - 4 m/minute |
| Blower | Turbo Blower 2.2 kW, 380VAC, 50 Hz, 2,800 RPM |
| Conveyor Drive | 380VAC, 50 Hz, 2,800 RPM Gear Motor 0.55 kW, 380VAC, 50 Hz |
| Electric Consumption | Variable speed with inverter 12 kW, 25 Ampere, 3 Phase, 380VAC, 50 Hz 380VAC, 50 Hz |
| Material | Frame : Mild steel, painted Cover : SUS 304 Hopper : SUS 304 - Jacketed Curtain Coater : SUS 304 |
| Equipped with | Feeder Conveyor 0.37 kW, 380VAC, 50 Hz Variable speed with inverter |
| Machine Dimension L x W x H (mm) | 1,500 x 1,620 x 2,200 |
| Conveyor Dimension L x W x H (mm) | 1,500 x 1,200 x 1,000 |

All specification can be changed refer to latest technology without prior notice



WAFFLE PLATE MACHINE



KWP 60

| | |
|-----------------|--|
| Capacity | 30 Kg/Hour Finish Product |
| Dimension (mm) | L 10,700 (exclude Outlet Conveyor) W 2,350 H 3,170 (include exhaust) |
| Weight | Approx. 16,000 Kg |
| Plate & Support | 60 pairs @ 240 mm x 440 mm Material : Cast Iron FCD 30 Pattern Surface : 30 μ teflon coated |
| | Hook locking system, hinges with thrust |
| | 4 pcs running wheel with cylindrical roller bearing Spray Oil for Lubricating Plates, controlled by PLC |
| Depositor | Depositor unit with wirecut system 6 Nozzles Driven by pneumatic cylinder Setting automatically by PLC 2 pcs Feed Roller Driven by Electric Motor |
| Heating Mode | Curve type burner with nozzles on top and bottom LPG consumption approx. 8 Kg/Hour |
| | Blower 1.5 kW multi stage, auto ignition, solenoid valve, regulator, gauge meter, burner control unit, air-gas mixer, and thermocontroller. Infrared thermosensor to detect plate temperature |

All specification can be changed refer to latest technology without prior notice

| | |
|----------------------|--|
| Drive | Main Motor Drive: 1 inverter 1.1 kW with motor drive 1.1 kW Feed Roller unit: 1 inverter 1.1 kW with motor drive 1.1 kW Outlet Conveyor: 1 inverter 0.37 kW with motor drive 0.37 kW Fan Blower unit: 1 inverter 1.1 kW with motor drive 1.1 kW |
| | Product Release |
| Power Consumption | 3 Phase - 8 kW - 380V |
| Frame | Main Frame: UNP Channel, 100 mm x 50 mm x 5 mm Top Frame: Bend Channel, 40mm x 40 mm 16 adjuster foot step |
| | Insulation cover thickness |
| Cover | Plate: SUS 201 thickness 1.5 mm Insulation: Rockwool density #120 thickness 50 mm |
| | Panel Electrical |
| PLC | Mitsubishi |
| HMI Interface | Mitsubishi touch screen 10.0 inches |
| Electrical Component | Mitsubishi & Schneider & Omron |
| Pnumatic Component | SMC & EMC |
| Outlet conveyor (mm) | 3,000 x 600 x 1,000 inclined belt conveyor system |

HORIZONTAL PACKAGING MACHINE



PFB 120

| | | |
|--------------------------|---|-----------------|
| Product Size Limits | 120 jaw centers | 140 jaw centers |
| | L 95 - 300 | L 125 - 350 |
| | W 20 - 155 | W 20 - 155 |
| | H up to 50 | H up to 70 |
| Wrapping Material | Most Heat - Sealable Film | |
| Film Reel Dimension (mm) | Width up to 480 Outer Diameter up to 350 Core Diameter 76 | |

| | |
|--------------------------|---|
| Capacity (ppm) | 20 - 120 (depending on product and film characteristic) |
| Power Consumption | 3.5 kW, 220V, 1 Phase |
| Dimension L x W x H (mm) | 4,620 x 1,150 x 1,430 |
| Approximate Weight (Kg) | 1,350 |

All specification can be changed refer to latest technology without prior notice



AQ 250

| | | |
|--------------------------|---|-----------------|
| Product Size Limits | 100-120 jaw centers | 140 jaw centers |
| | L 70 - 300 | L 125 - 350 |
| | W 20 - 130 | W 20 - 155 |
| | H up to 50 | H up to 70 |
| Wrapping Material | Most Heat - Sealable Film | |
| Film Reel Dimension (mm) | Width up to 420 Outer Diameter up to 350 Core Diameter 76 | |

| | |
|--------------------------|---|
| Capacity (ppm) | 50 - 250 (depending on product and film characteristic) |
| Power Consumption | 3.5 kW, 220V, 1 Phase |
| Dimension L x W x H (mm) | 4,150 x 1,040 x 1,500 |
| Approximate Weight (Kg) | 1,200 |

All specification can be changed refer to latest technology without prior notice

AUTOMATIC VERTICAL PACKAGING MACHINE



SVS (1in1 OR 2in1)

- 1in1 or 2in1 (can contain 2 different materials in 1 machine).
- Designed for heavy duty work and minimum maintenance.
- Pillow sealing type packaging system with saw teeth or straight line tearable cutting.
- Aluminium (or stainless steel by option) rotary table.
- Using Micro-Controller system with LCD Display that contains many useful information which carefully designed for user's convenience.
- The machine is driven by single or three phase AC Motor and variable pulley (or inverter by option) which is suitable for stepless changing the machine speed.
- The volume of material can be changed simply by replacing the measure cups.
- The design of the machine makes it easy to repair.
- Simple and easy operating system.
- Changing the bag width by replacing the suitable former.
- Machine will be stop automatically if the temperature of hot bar sealer drops more than 4°C from setting value.
- Auto stop if foil jams, heater problem or some eye mark errors occur.

MACHINE SPECIFICATION

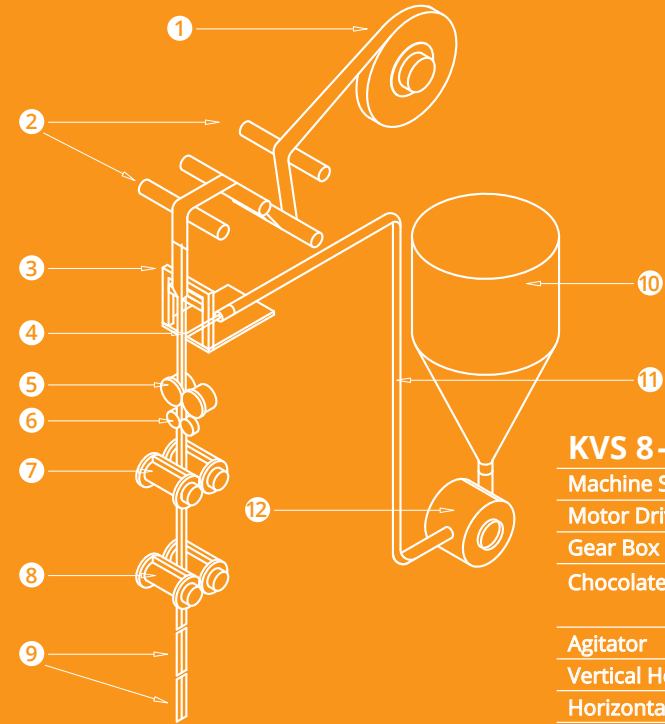
| | |
|-------------------|--|
| Packable Material | Granule, Powder, etc. (depend on order) |
| Bag Size | Width: 60 mm up to 100 mm, Length: 50 mm up to 160 mm |
| Packing Speed | 30 up to 120 bags per minute (depends on volume, size and dropping time of the material) |
| Packing Foil | Heat-sealable foil |
| Power Required | Main Motor : 1 HP Single Phase, 220VAC Motor Heater : 125 Watt x 4 heater elements (each 110V installed in series) |
| Input Voltage | 220V, Single Phase, 50 Hz |
| Dimension (mm) | W 700 x L 930 x H 1,850 |
| Weight | Approx. 300 Kg |

All specification can be changed refer to latest technology without prior notice



VERTICAL CREAM STICK MACHINE

- ① Foil
- ② Rollers
- ③ Guide
- ④ Nozzle
- ⑤ Vertical Sealing
- ⑥ Notching
- ⑦ Horizontal Sealing
- ⑧ Cutting
- ⑨ Products
- ⑩ Product Hopper
- ⑪ Transfer Pipe
- ⑫ Gear Pump



KVS 8-20

| Machine Specification | |
|--------------------------|---|
| Motor Drive | 1/2 HP, AC Motor. Variable speed with inverter. |
| Gear Box | 1/2 HP |
| Chocolate Pump | Gear Pump Stainless Steel. 0.37 kW. Variable speed with inverter. |
| Agitator | Stainless Steel 304. 0.22 kW. Variable speed with inverter. |
| Vertical Heater | 6 pcs x 125 W |
| Horizontal Heater | 1 pc x 560 W |
| Temperature Sealing | 30° - 200° C (Adjustable) |
| Product Size (mm) | Ø 8 - Ø 16 x L 80-200 |
| Packing Capacity | 30-60 pcs/minute (Ø 8 x L 123 mm) |
| Packaging Film Size (mm) | W 50 - 75 |
| Electric Consumption | 2.5 kW, 10 Ampere, 1 Phase, 220VAC, 50 Hz |
| Machine Dimension (mm) | L 1,300 x W 800 x H 1,800 |
| Material | |
| Frame | Mild Steel (Painted) |
| Cover | Stainless Steel 304 |
| Notching | HSS |
| Vertical Sealing | S 45 C |
| Horizontal Sealing | Stainless Steel 304 |
| Cutting | HSS |
| Product Hopper | Stainless Steel 304. Volume ±30 Kg. |

All specification can be changed refer to latest technology without prior notice

AUTOMATIC CUP FILLING AND SEALING MACHINE



| MACHINE SPECIFICATION | SCF-3500-4MW/D/SS/SRV | SCF-3500-8MW/D/SS/SRV |
|------------------------|--|--|
| Machine frame | Stainless Steel AISI 304 | |
| Filling Method | Gravity Open Valve Device | |
| Sealing Method | Independent sealing head by cylinder adhesion double heat sealer | |
| Packing Capacity | 10,000 Cups/Hour | 20,000 - 22,000 Cups/Hour |
| Heating Controller | Each Sealing heated by Self Heating Controller (More Accurate Head Adjustment) | |
| Cutting Method | Open Mouth Cutting Blade | |
| Cup Feeder | Magazine Cup Loading Device | |
| Drive Motor | Driven by Servo Motor with Speed Controller | |
| Machine Controller | PLC by touch screen | PLC Controller Device |
| Standard Accessories | Photo Cell, Level Control | Photo Cell, Level Controller for Filling Tank |
| Power Supply | 220V - 1 Phase & 380V - 3 Phase, 50 Hz | |
| Power Requirement | 8.5 kW (excluding Compressor Power) | 16 kW (exclude Compressor Power) |
| Air Pressure | 6 Kg/cm ² | |
| Standard Cup Size | Cup Ø 66 mm, Cup Lip Ø 75 mm | |
| Packaging Material | PET, Aluminium Foil, OPP, Metalizing all with laminated and match with cup material can be used | |
| Standard Film Used | <ul style="list-style-type: none"> • Film Width: 370 mm with printing pitch > 96 mm • Film Paper Core Size: Ø 75 mm | <ul style="list-style-type: none"> • Film Width: 725 mm with printing pitch > 96 mm • Film Paper Core Size: Ø 75 mm |
| Machine Dimension (mm) | L 4,000 x W 860 x H 1,700 | L 4,000 x W 1,220 x H 1,700 |
| Packing Size | L 4,500 x W 1,000 x H 1,800 | L 4,500 x W 1,350 x H 1,800 |
| Excluding | <ul style="list-style-type: none"> • Compressor Unit 10 HP, 380V, 3 Phase, Expired Date Coder • Ultra Violet Lamp | <ul style="list-style-type: none"> • Compressor Unit 20 HP, 380V, 3 Phase, Expired Date Coder • Ultra Violet Lamp |

All specification can be changed refer to latest technology without prior notice



PT SANCO INDONESIA

Head Office

Komplek Meruya Garden Blok M No.11
Meruya Utara, Kembangan
Jakarta 11620 - Indonesia
Tel +62 21 5890 5070 (Hunting)

✉ info@sanco.co.id

🌐 www.sanco.co.id

Branch Office

Manyar Megah Indah (RMI) Blok L No.3A
Jl. Ngagel Jaya Selatan
Surabaya 60284 - Indonesia
Tel +62 31 9944 3070

DS Office Building
Komplek Semarang Plaza 1D & 2A
Jl. K.H. Agus Salim No.7
Semarang 50137 - Indonesia
Tel +62 813 1065 2262

Showroom

Kawasan Industri Millenium
Blok L3 No.1B Tigaraksa
Tangerang 15720 - Indonesia



How to use the Apps

- Scan the Barcode to get the Application or search **Sanco Machinery** on google play store
- Download and install the application on your Smartphone

